

# Radar Pulsed Power Transistor, 5W, 100 $\mu$ s Pulse, 10% Duty 2.9 - 3.1 GHz

## PH2931-5M

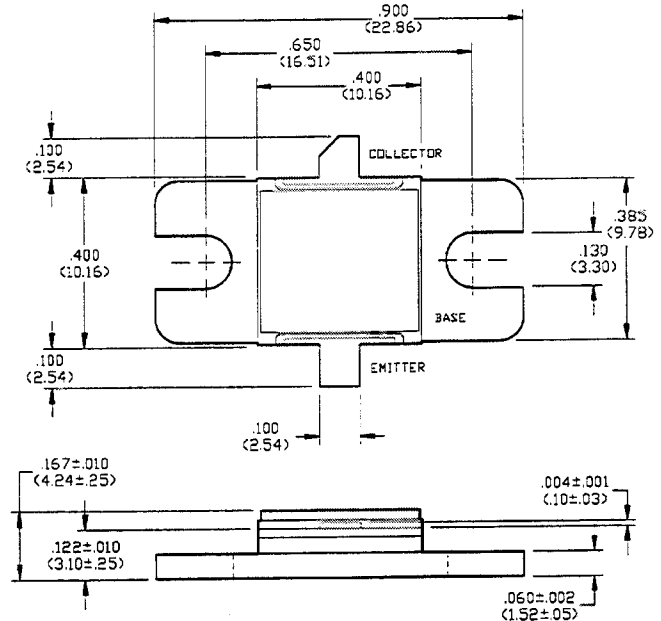
V2.00

### Features

- NPN Silicon Microwave Power Transistor
- Common Base Configuration
- Broadband Class C Operation
- High Efficiency Interdigitated Geometry
- Diffused Emitter Ballasting Resistors
- Gold Metalization System
- Internal Input and Output Impedance Matching
- Hermetic Metal/Ceramic Package

### Absolute Maximum Ratings at 25°C

Parameter	Symbol	Rating	Units
Collector-Emitter Voltage	$V_{CES}$	65	V
Emitter-Base Voltage	$V_{EBO}$	3.0	V
Collector Current (Peak)	$I_C$	0.7	A
Total Power Dissipation	$P_{TOT}$	55	W
Junction Temperature	$T_J$	200	°C
Storage Temperature	$T_{STG}$	-65 to +200	°C



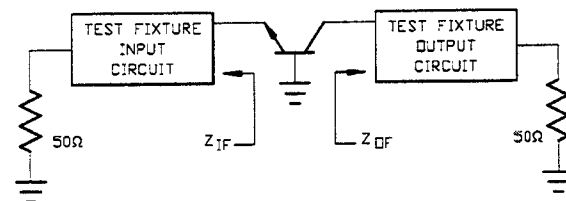
UNLESS OTHERWISE NOTED, TOLERANCES ARE INCHES ±.005\* (MILLIMETERS ±.13MM)

### Electrical Characteristics at 25°C

Parameter	Symbol	Min	Max	Units	Test Conditions
Collector-Emitter Breakdown Voltage	$BV_{CES}$	65	-	V	$I_C=10$ mA
Collector-Emitter Leakage Current	$I_{CES}$	-	1.0	mA	$V_{CE}=40$ V
Thermal Resistance	$R_{TH(JC)}$	-	3.5	°C/W	$V_{CC}=36$ V, $P_{IN}=1.0$ W, $F=2.9, 3.0, 3.1$ GHz
Output Power	$P_{OUT}$	5.0	-	W	$V_{CC}=36$ V, $P_{IN}=1.0$ W, $F=2.9, 3.0, 3.1$ GHz
Power Gain	$G_P$	7.0	-	dB	$V_{CC}=36$ V, $P_{IN}=1.0$ W, $F=2.9, 3.0, 3.1$ GHz
Collector Efficiency	$\eta_C$	30	-	%	$V_{CC}=36$ V, $P_{IN}=1.0$ W, $F=2.9, 3.0, 3.1$ GHz
Input Return Loss	RL	6	-	dB	$V_{CC}=36$ V, $P_{IN}=1.0$ W, $F=2.9, 3.0, 3.1$ GHz
Load Mismatch Tolerance	VSWR-T	-	3:1	-	$V_{CC}=36$ V, $P_{IN}=1.0$ W, $F=2.9, 3.0, 3.1$ GHz
Load Mismatch Stability	VSWR-S	-	1.5:1	-	$V_{CC}=36$ V, $P_{IN}=1.0$ W, $F=2.9, 3.0, 3.1$ GHz

### Broadband Test Fixture Impedances

F(GHz)	$Z_{IF}(\Omega)$	$Z_{OF}(\Omega)$
2.90	35 - j16	16 + j2.4
3.00	33 - j17	14 + j3.0
3.10	30 - j18	12 + j4.0



Specifications Subject to Change Without Notice.

9-224

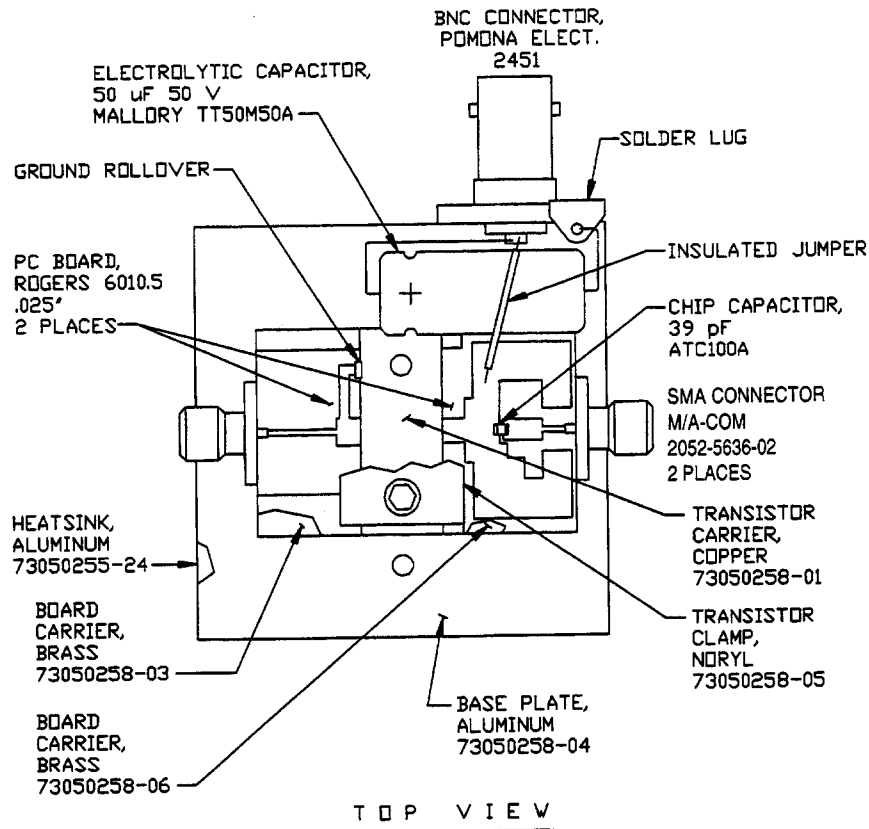
M/A-COM, Inc.

North America: Tel. (800) 366-2266  
Fax (800) 618-8883

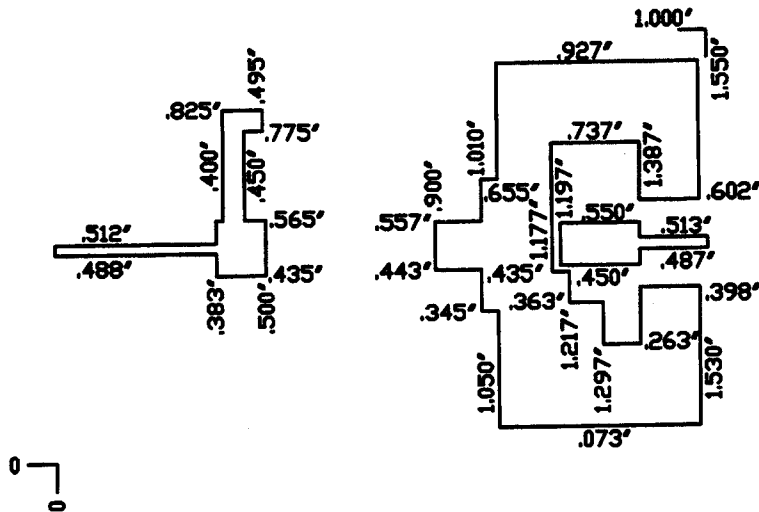
■ Asia/Pacific: Tel. +81 (03) 3226-1671  
Fax +81 (03) 3226-1451

■ Europe: Tel. +44 (1344) 869 595  
Fax +44 (1344) 300 020

RF Test Fixture



Test Fixture PC Board Dimensions



Specifications Subject to Change Without Notice.

M/A-COM, Inc.

North America:

Tel. (800) 366-2266  
Fax (800) 618-8883

■ Asia/Pacific: Tel. +81 (03) 3226-1671  
Fax +81 (03) 3226-1451

■ Europe: Tel. +44 (1344) 869 595  
Fax +44 (1344) 300 020

9-225