



Dual Junction Drop-In Isolator



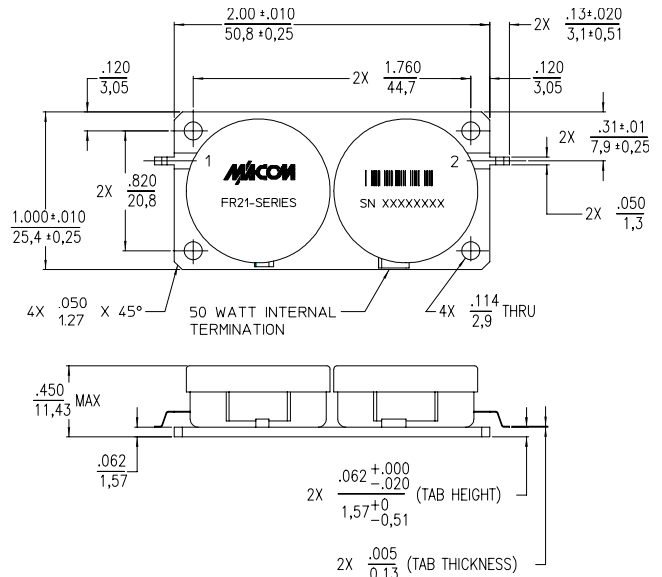
Features

- 50 dB Isolation Typical, 0.40 dB Insertion Loss Typical
- Custom Products Available with Alternate Configurations such as Couplers, Attenuators, Higher Power Terminations, Reverse Circulation and Termination on Ports 1 or 2
- Designed for Wireless Telecommunications Systems: AMPS, N-AMPS, D-AMPS

Description

M/A-COM's drop-in isolators, designed for cellular applications, feature high performance at low cost. These designs offer the best isolation per insertion loss ratio in the industry and are currently produced in the tens of thousands of pieces per year. These units can be ordered so as to be compatible with solder reflow manufacturing techniques. Both circulators and isolators are in stock at all authorized M/A-COM distributors.

FR21



Part Number	Frequency Range (MHz)
FR21-0001	869 – 894
FR21-0002	925 – 960
FR21-0003	1805 – 1880
FR21-0004	1930 – 1990

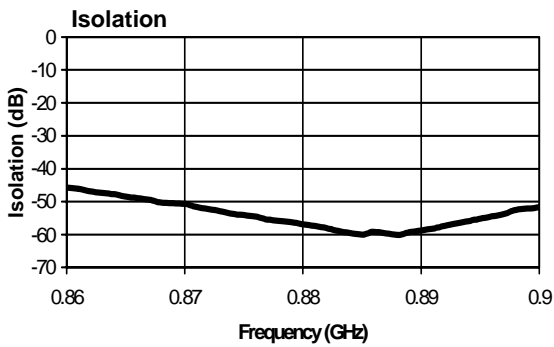
Electrical Specifications

Parameter	Units	-10 to +70° C		
		Min.	Typ.	Max.
Isolation	dB	45	50	—
Insertion Loss	dB	—	0.4	0.5
Forward Power	Watts	—	—	100
Reflected Power	Watts	—	—	60
VSWR	—	—	—	1.20

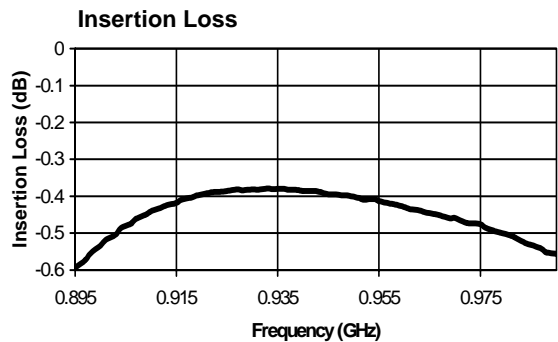
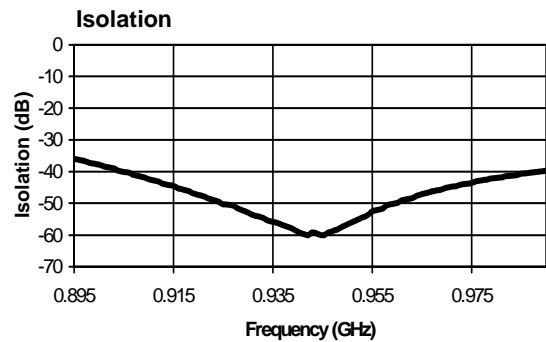


Typical Performance, T = +25°C

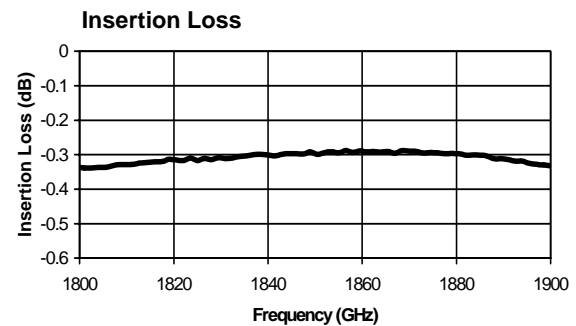
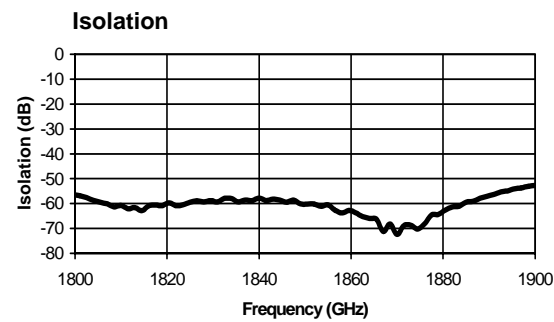
FR21-0001



FR21-0002



FR21-0003



FR21-0004

