

PA1214

1800-2000 MHz.

Low Noise High Dynamic Range Linear Amplifier

PRELIMINARY



Electronics



Features (typical values)

Low Cost Ceramic Surface Mount Package

Typical NF9 dB.

IP3 33 dB Typ.

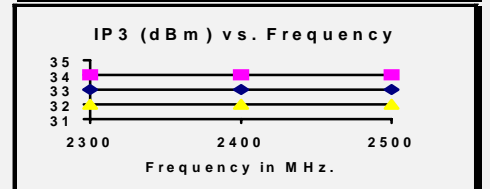
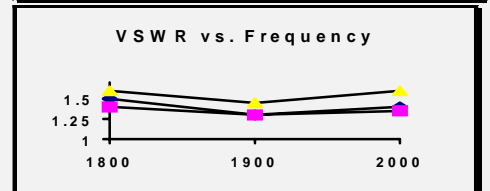
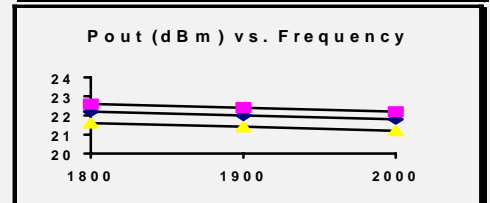
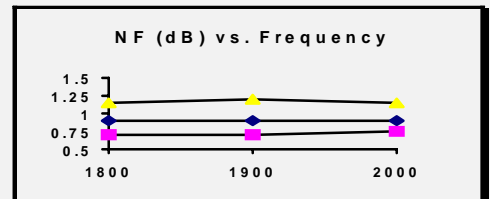
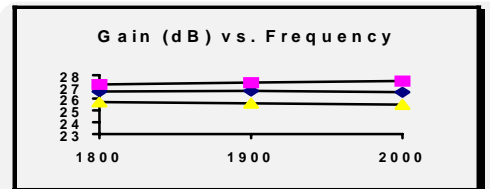
Pout +22 dBm.

Parameter	Typical Value	Min. Value	Max. Value	Units
Frequency	-	1800	2000	MHz
Gain	26.0	23.0	-	dB
Gain Flatness	±0.2	-	±0.5	dB
Reverse Isolation	-40.0	-	-	dB
Pout @ 1dB. comp.	+22	+20	-	dBm
Noise Figure	.9	-	1.5	dB
VSWR (Input/Output)	1.5	-	1.7:1	Ratio
IP3	33	30	-	dBm
Supply Required	+12V/85	-	+12V/90	v./mA.

IP3 measured with 2 tones @+3dB , paced @ 1 MHz apart
Min and max values from -40 to +85 degrees C

Typical Performance

--◆-- 25°C --■-- -40°C --△-- +70°C



Outline Drawings

SEE ATTACHED DRAWING

Maximum Ratings

- Storage Temperature -65°C to +150°C
- DC Voltage +15 volts
- RF Input Power +15 dBm.
- Heat Spreader Temperature +100°C

