

PA1223
5 Watt
Amplifier

2110-2170 MHz.


28v. GaAs Ultra Linear Power



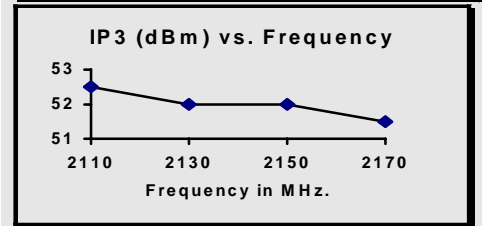
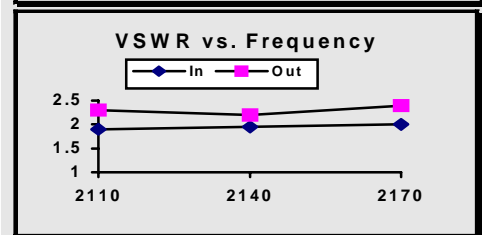
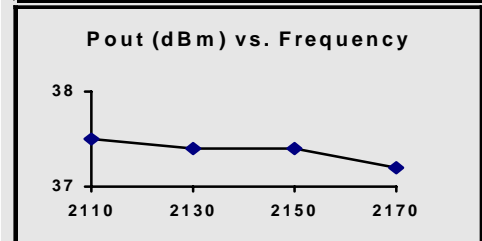
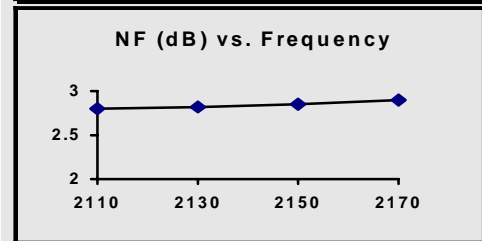
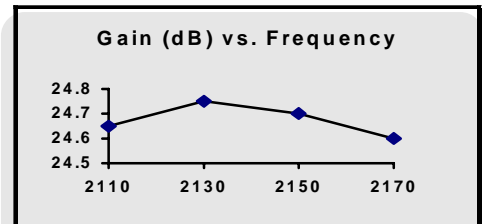
Features (typical values)

- High IP3** +51.0 dBm.
- Low NF** 3.0 dB.
- High Output Power** +37.5 dBm.
- Low Cost**

Typical Performance @+ 25°C



Parameter	Typical Value	Min. Value	Max. Value	Units
Frequency		2110	2170	MHz.
Gain	25.0	23.0		dB.
Gain Flatness	+/- 0.3			dB.
Pout @ 1dB. comp.	37.5	36.0		dBm.
Noise Figure	3.0		4.0	dB.
ACPR (30kHz. BW)*	-47.0			dBc.
VSWR (Input/Output)	1.5:1/2:1		2:1/2.2:1	
IP3 (two tone)**	+51.0	+47.0		dBm.
Supply Required***	+28/1000		+28/1200	v./mA.



* ± 850kHz from fc at power level of 30dBm. (IS-95)
 ** IP3 measured with 2 tones @+24dBm. per tone @ 1 Mhz apart
 *** A 10 microfarada capacitor is required from pin 3 (+V) to ground
 Min and max values from 0 to 85 degrees C

Outline Drawings

See Attached Document

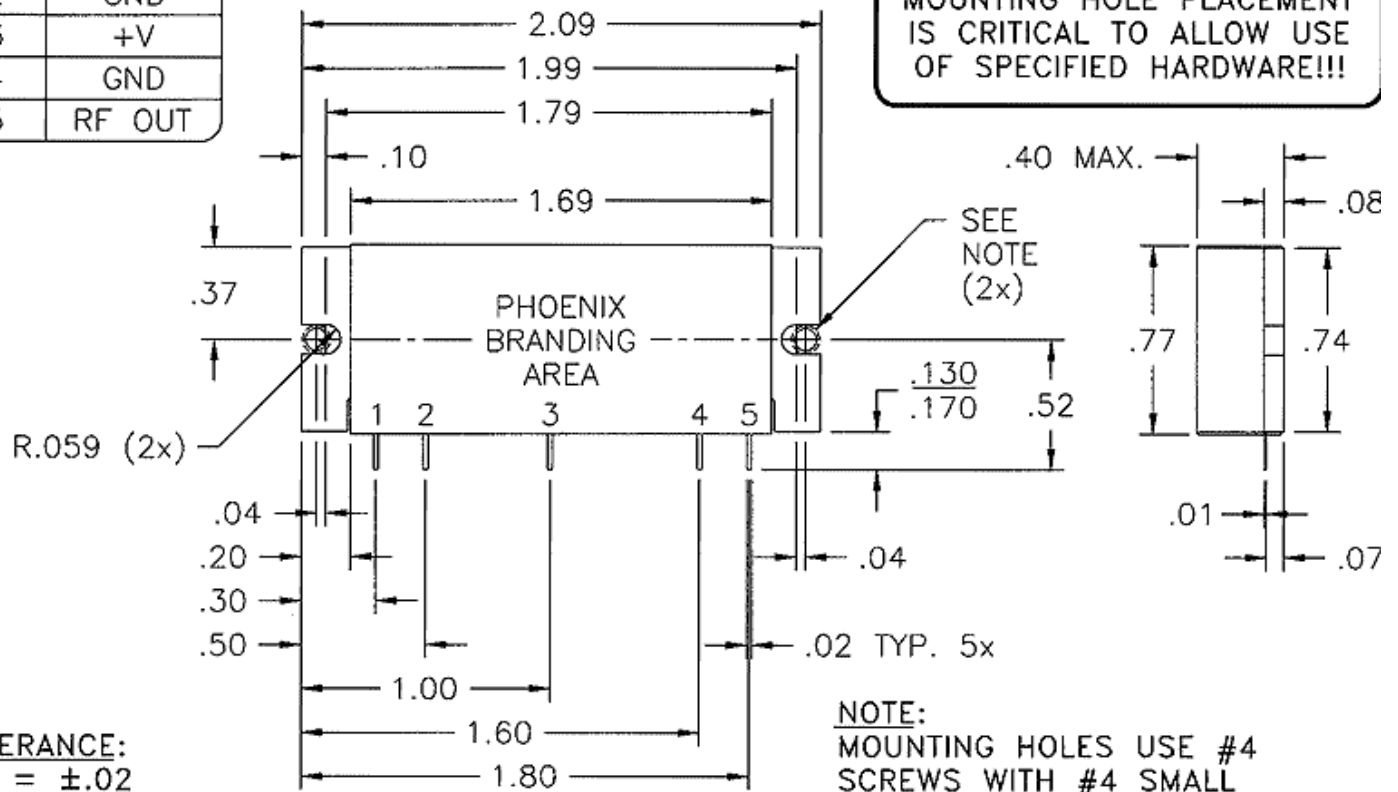
Maximum Ratings

- Storage Temperature -40°C to +125°C
- DC Voltage +30 volts
- RF Input Power +15 dBm.
- Case Temperature +90°C

OUTLINE DRAWING

PIN	FUNCTION
1	RF IN
2	GND
3	+V
4	GND
5	RF OUT

IMPORTANT!
MOUNTING HOLE PLACEMENT IS CRITICAL TO ALLOW USE OF SPECIFIED HARDWARE!!!



TOLERANCE:
.XX = ±.02
.XXX = ±.010

NOTE:
MOUNTING HOLES USE #4
SCREWS WITH #4 SMALL
PATTERN FLAT & LOCK WASHERS.