

PA1225

1850-1910 MHz.

Low Noise High Dynamic Range Linear Amplifier

PRELIMINARY



Features (typical values)

Low Cost Ceramic Surface Mount Package

NF 0.9 dB.

Pout +19 dBm.

IP3 +31 dBm.

Parameter	Typical Value	Min. Value	Max. Value	Units
Frequency	-	1850	1910	MHz
Gain	26.0	24.0	-	dB
Gain Flatness	+/- 0.2	-	+/- 0.5	dB
Reverse Isolation	-45.0	-	-	dB
Pout @ 1dB. comp.	+19	+17	-	dBm
Noise Figure	0.9	-	1.3	dB
VSWR (Input/Output)	1.1:1	-	1.3:1	Ratio
IP3	31	28	-	dBm
Supply Required	+12V/55	-	+12V/65	v./mA.

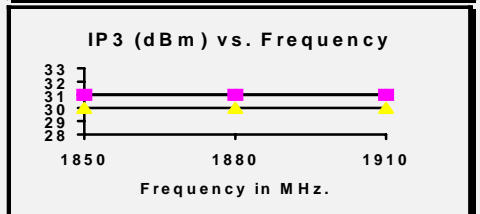
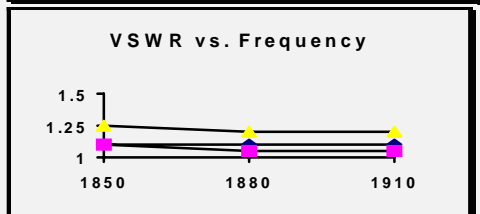
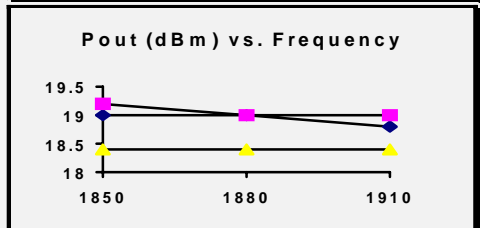
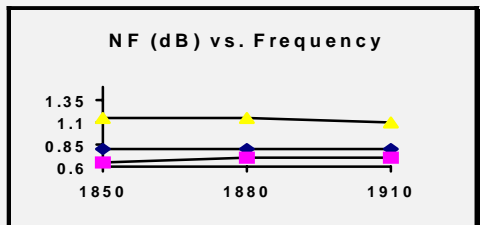
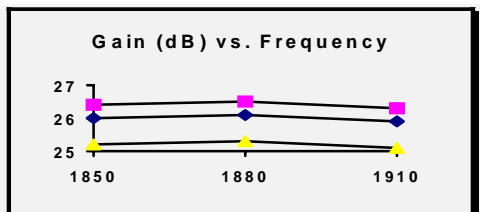
IP3 measured with 2 tones @+10 dBm @ 1 MHz apart
Min and max values from -40 to +85 degrees C

Outline Drawings

SEE ATTACHED DRAWING

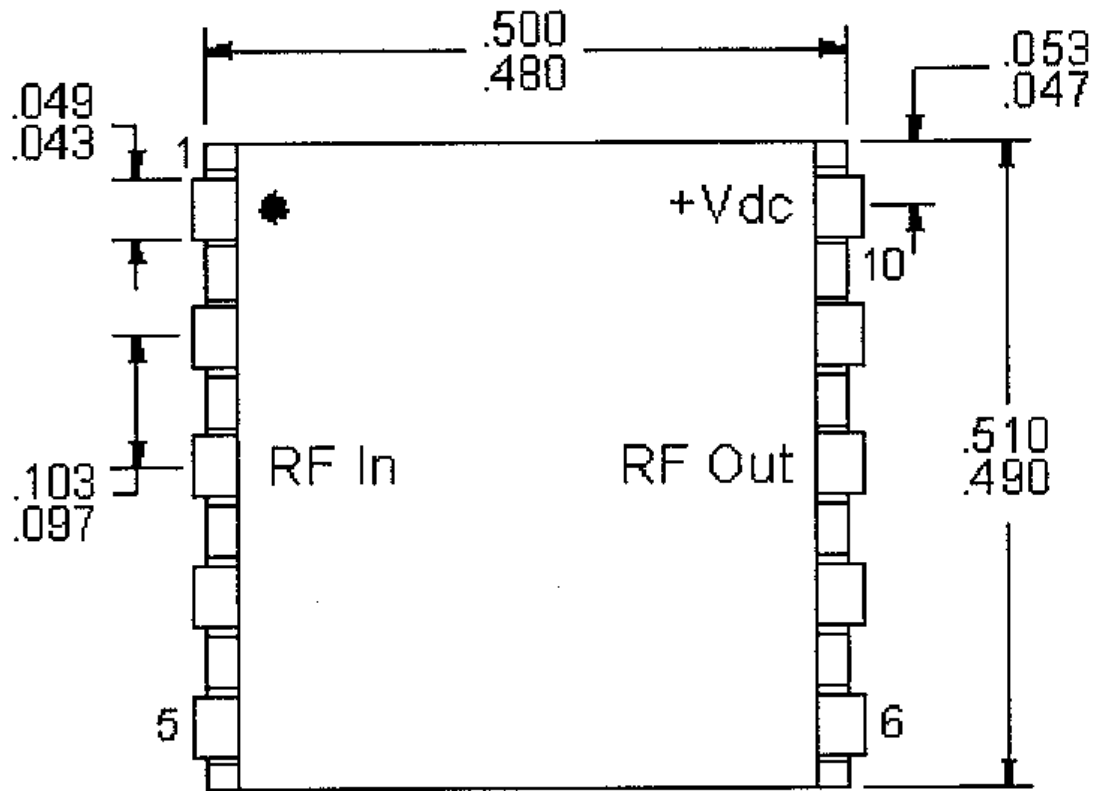
Typical Performance

--◆-- 25°C --■-- -40°C --▲-- +70°C



Maximum Ratings

Storage Temperature -65°C to +165°C
DC Voltage +15 volts
RF Input Power.....+15 dBm.CW
Heat Spreader Temperature +100°C



Pin Configuration

3 - RF In

8 - RF Out

10 - +Vdc

All Others - GND

