



M/A-COM

ETK4-2T

E-Series RF 1:4 Transmission Line Step-up Transformer

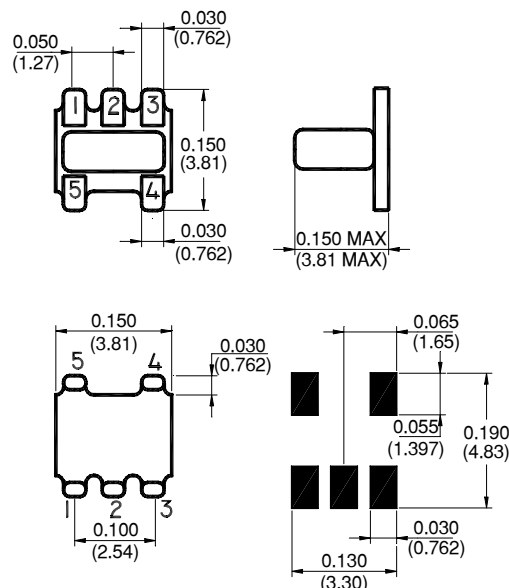


Features

- Surface Mount
- 1:4 Impedance Ratio
- CT on Secondary
- Available on Tape & Reel




SM-22 Package



Description

M/A-COM's ETK4-2T is a 1:4 RF transmission line step-up transformer in a low cost, surface mount package. Ideally suited for high volume applications.

Schematic



Electrical Specifications @25°C

Parameter	Units	Nominal	Typical	Minimum	Maximum
Frequency Range	2 - 1000	MHz	—	—	—
Insertion Loss	5 - 250 MHz	dB	—	—	1.0
	3 - 500 MHz	dB	—	—	2.0
	2.5 - 700 MHz	dB	—	—	3.0
	2.0 - 1000MHz	dB	—	—	4.0
Amplitude Imbalance	2 - 300 MHz	dB	—	—	0.3
	300 - 1000 MHz	dB	—	—	2.0
Phase Imbalance	2 - 300MHz	Degrees	—	—	5.0
	300 - 1000MHz	Degrees	—	—	20

Please Note that the photograph above indicates typical package only, not actual unit.

V3.00 S 0967 D



M/A-COM Division of AMP Incorporated ■ North America: Tel. (800) 366-2266, Fax (800) 618-8883 ■ Asia/Pacific: Tel.+85 2 2111 8088, Fax +85 2 2111 8087 ■ Europe: Tel. +44 (1344) 869 595, Fax+44 (1344) 300 020

www.macom.com

AMP and Connecting at a Higher Level are trademarks. Specifications subject to change without notice.



Absolute Maximum Ratings

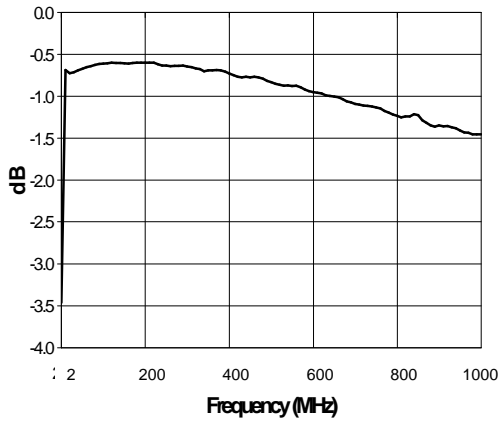
Parameter	Absolute Maximum
RF Power	250 mW
DC Current	30 mA
Operating Temperature	-40°C to +85°C
Storage Temperature	-55°C to 100°C

Functional Configuration

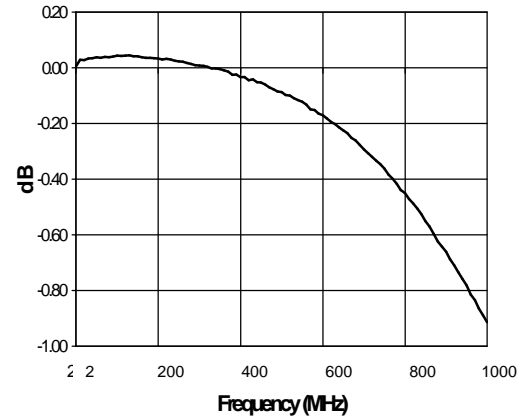
Function	Pin No.
Primary Dot	5
Primary	4
Primary CT	—
Secondary Dot	1
Secondary	3
Secondary CT	2
Case Ground	—
Not Connected	—

Typical Performance @ +25°C

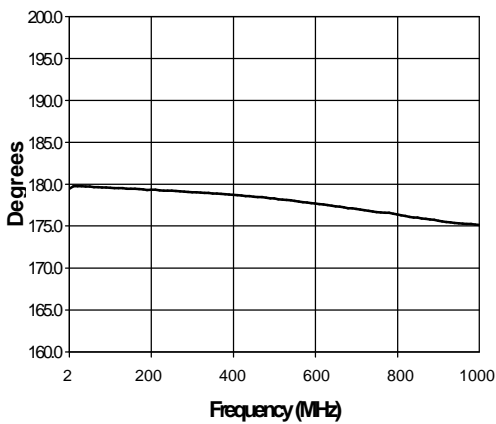
Insertion Loss



Amplitude Imbalance



Phase Imbalance



V3.00 S 0967 D



MACOM Division of AMP Incorporated ■ North America: Tel. (800) 366-2266, Fax (800) 618-8883 ■ Asia/Pacific: Tel.+85 2 2111 8088, Fax +85 2 2111 8087 ■ Europe: Tel. +44 (1344) 869 595, Fax+44 (1344) 300 020

