


## E-Series RF 1.5:1 Step-down Auto-Transformer 5 - 1000 MHz

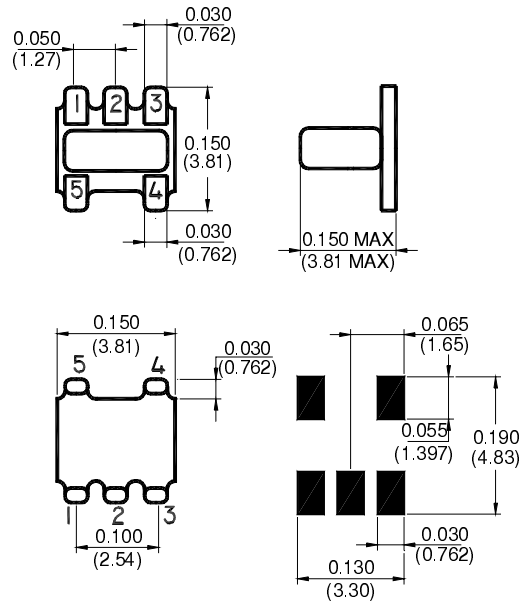


### Features

- Surface Mount
- 1.5:1 Impedance Ratio
- Available on Tape & Reel



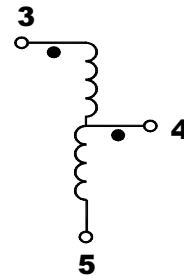
### SM-22 Package



### Description

M/A-COM's ETC1.5-4 is a 1.5:1 RF step-down auto-transformer in a low cost, surface mount package. Ideally suited for high volume applications.

### Schematic



### Electrical Specifications @25°C

Parameter	Units	Nominal	Typical	Minimum	Maximum
Frequency Range	5 - 1000	MHz	—	—	—
Insertion Loss 5 - 1000 MHz	dB	—	—	—	1.0

Please Note that the photograph above indicates package shape only, unit may be wired differently.

V2.00 S 0995 H

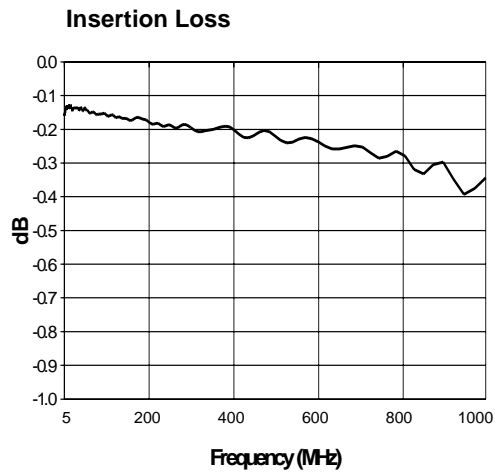
## Absolute Maximum Ratings

Parameter	Absolute Maximum
RF Power	250 mW
DC Current	100 mA
Storage Temperature	-55°C to +100°C

## Functional Configuration

Function	Pin No.
Primary Dot	3
Primary	5
Primary CT	—
Secondary Dot	4
Secondary	5
Secondary CT	—
Case Ground	—
Not Connected	1,2

## Typical Performance @ +25°C



V2.00 S 0995 H


[www.macom.com](http://www.macom.com)

M/A-COM Division of AMP Incorporated ■ North America: Tel. (800) 366-2266, Fax (800) 618-8883 ■ Asia/Pacific: Tel. +85 2 2111 8088, Fax +85 2 2111 8087 ■ Europe: Tel. +44 (1344) 869 595, Fax+44 (1344) 300 020

AMP and Connecting at a Higher Level are trademarks.  
Specifications subject to change without notice.

