

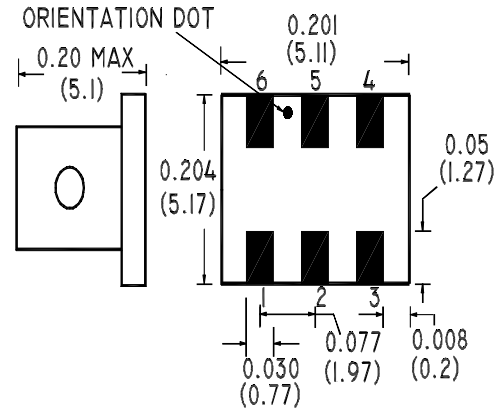
**E-Series RF 1:1 Transformer  
4.5 - 2000 MHz**



**Features**

- Surface Mount
- 1:1 Impedance Ratio
- Available on Tape & Reel

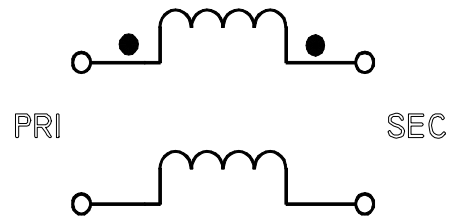
**SM-52 Package**



**Description**

M/A-COM's ETN1-1-13 is a 1:1 RF transformer in a low cost, surface mount package. Ideally suited for high volume applications.

**Schematic**



**Electrical Specifications @25°C**

Parameter	Units	Nominal	Maximum	Mean (x)	Sigma (σ)
Frequency Range 4.5 - 2000	MHz	—	—	—	—
Insertion Loss ( $f_L - f_U$ )	4.5 - 1000 MHz	—	1.0	0.32	0.036
	1000 - 2000 MHz	—	2.0	—	—
Amplitude Unbalance	4.5 - 1000 MHz	—	1.0	—	—
	80 - 870 MHz	—	0.7	—	—
Phase Unbalance	4.5 - 1000 MHz	—	20	—	—
	80 - 870 MHz	—	5	—	—

Note: Mean and Sigma calculated from average loss at @  $(f_U - f_L)/2 + f_L$

Please Note that the photograph above indicates typical package only, not actual unit.


V1.00 S 1455



M/A-COM Division of AMP Incorporated ■ North America: Tel. (800) 366-2266, Fax (800) 618-8883 ■ Asia/Pacific: Tel.+85 2 2111 8088, Fax +85 2 2111 8087 ■ Europe: Tel. +44 (1344) 869 595, Fax+44 (1344) 300 020

[www.macom.com](http://www.macom.com)

AMP and Connecting at a Higher Level are trademarks.  
Specifications subject to change without notice.



## Absolute Maximum Ratings

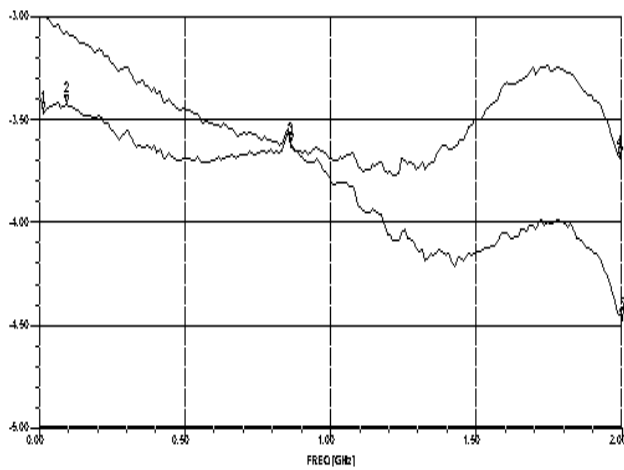
Parameter	Absolute Maximum
RF Power	250 mW
DC Current	30 mA
Operating/Storage Temperature	-40°C to +85°C

## Functional Configuration

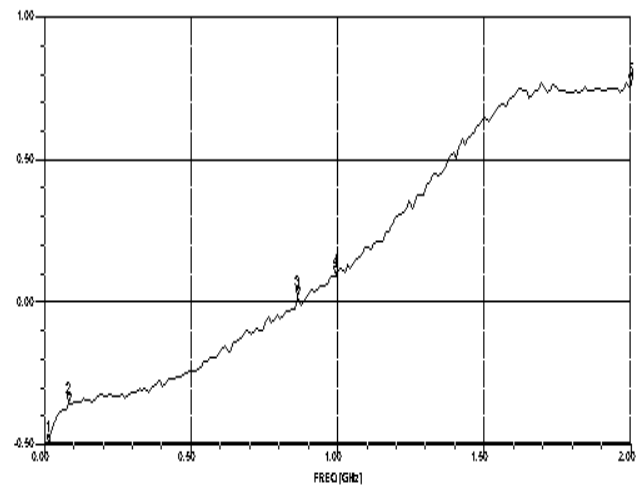
Function	Pin No.
Secondary Dot	1
Center Tap	-
Secondary	3
Primary	4
Not Connected	2,5
Primary Dot	6

## Typical Performance @ +25°C

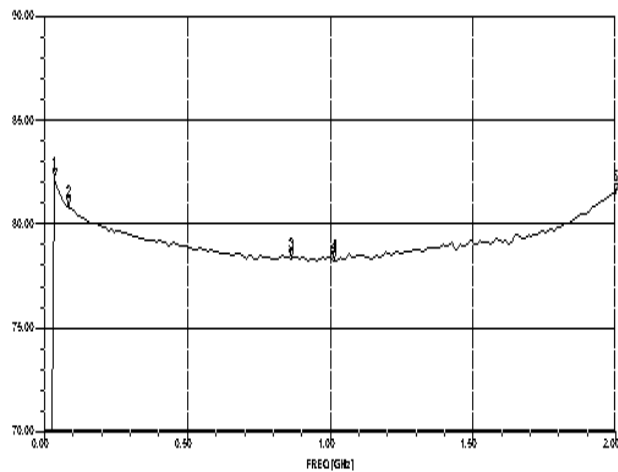
Insertion Loss



Amplitude Unbalance



Phase Unbalance



V1.00 S 1455



M/A-COM Division of AMP Incorporated ■ North America: Tel. (800) 366-2266, Fax (800) 618-8883 ■ Asia/Pacific: Tel.+85 2 2111 8088, Fax +85 2 2111 8087 ■ Europe: Tel. +44 (1344) 869 595, Fax+44 (1344) 300 020

www.macom.com

AMP and Connecting at a Higher Level are trademarks.  
Specifications subject to change without notice.

