

Features

- 1.9 dB Typical Midband Noise Figure
- +7.5 dBm Typical Midband Output Power
- +19 dBm Typical Midband Third Order Intercept

Description

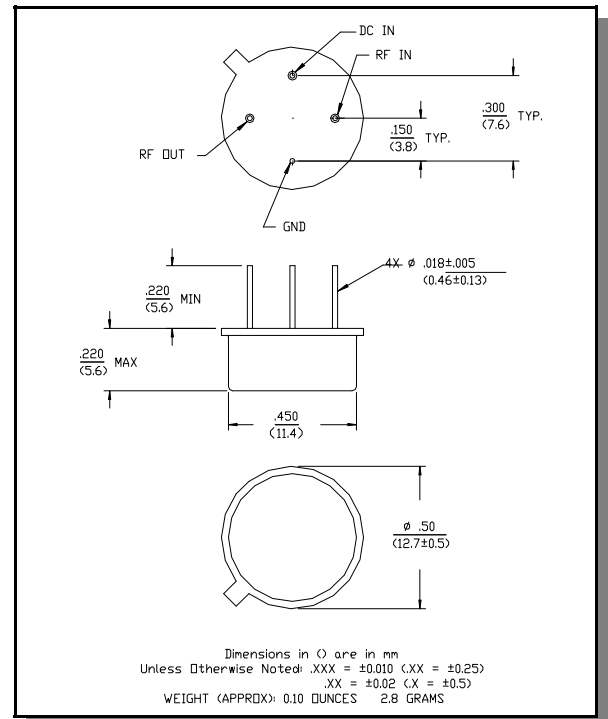
M/A-COM's AM-153 is a coupler feedback amplifier with low noise figure. The use of coupler feedback minimizes noise figure and current in a high intercept amplifier. This amplifier is packaged in a TO-8 package. This unique design features low noise figure over a wide bandwidth. AM-153 is ideally suited for use where a low noise, wideband, high reliability amplifier is required.

Absolute Maximum Ratings ¹

Parameter	Absolute Maximum
Max. Input Power	+10 dBm
V _{bias}	+15.75 V
Operating Temperature	-55°C to +85°C
Storage Temperature	-65°C to +125°C

1. Operation of this device above any one of these parameters may cause permanent damage.

TO-8-1



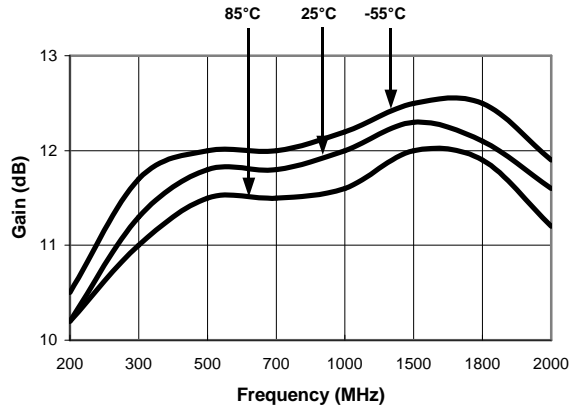
Electrical Specifications ² T_A = -55°C to +85°C Case Temperature

Parameter	Test Conditions	Frequency	Units	Min.	Typ.	Max.
Gain	@ +25°C	600 MHz	dB	11.9	12.4	12.9
Frequency Response	—	300-1800 MHz	dB	—	—	± 1.2
Gain Variation with Temperature	—	300-1800 MHz	dB	—	—	+0.5/-0.7
1 dB Compression	Output Power	300-1800 MHz	dBm	+6	—	—
Noise Figure	—	300-1500 MHz 1500-1800 MHz	dB dB	— —	— —	3.0 3.5
Reverse Transmission	—	300-1800 MHz	dB	—	-14	-12
VSWR Input	—	300-1500 MHz 1500-1800 MHz	Ratio Ratio	— —	— —	2.5:1 3.3:1
VSWR Output	—	300-400 MHz 400-1500 MHz 1500-1800 MHz	Ratio Ratio Ratio	— — —	— — —	3.5:1 3.0:1 2.5:1
Output IP ₂	Two-tone inputs up to -5 dBm	300-1800 MHz	dBm	+22	—	—
Output IP ₃	Two-tone inputs up to -5 dBm	300-1000 MHz 1000-1800 MHz	dBm dBm	+17 +15	— —	— —
V _{bias}	—	—	VDC	+14.5	+15.0	+15.5
I _{bias}	V _{bias} = +15.0 VDC	—	mA	—	13	15
Power Dissipation	@ +15V Bias	—	mW	—	200	—

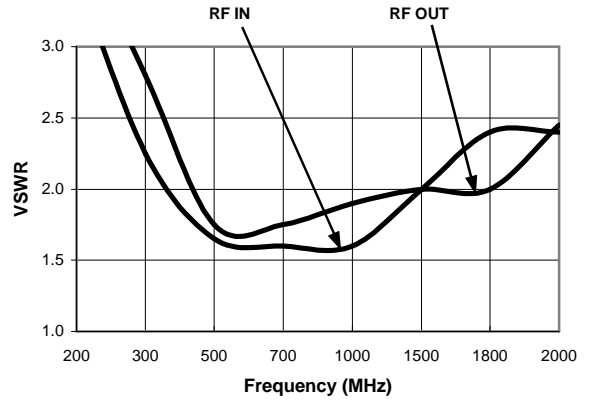
2. All specifications apply when operated at +15 VDC, with 50 ohms source and load impedance.

Typical Performance Curves

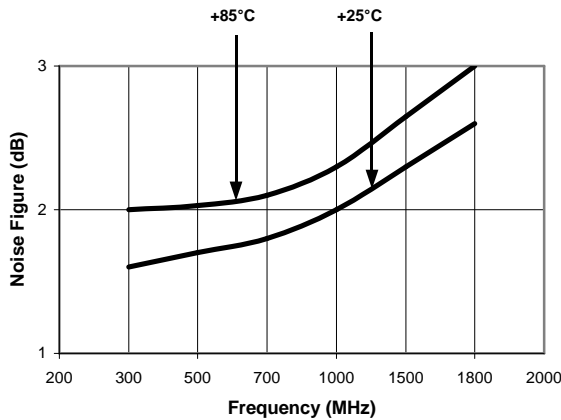
Gain vs. Frequency



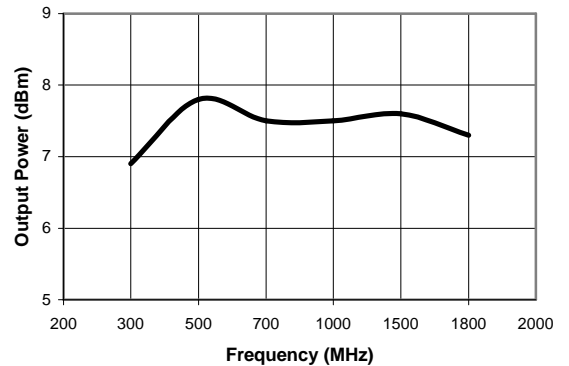
VSWR vs. Frequency



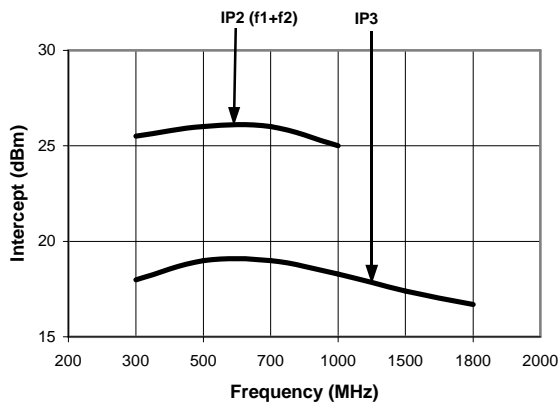
Noise Figure



1 dB Compression



Intermodulation Intercept



Ordering Information

Part Number	Package
AM-153 PIN ³	TO-8-1

3. Mounting kit part number AU00071 required for PCB applications.

Specifications subject to change without notice.

- North America: Tel. (800) 366-2266
- Asia/Pacific: Tel.+81-44-844-8296, Fax +81-44-844-8298
- Europe: Tel. +44 (1344) 869 595, Fax+44 (1344) 300 020

Visit www.macom.com for additional data sheets and product information.