

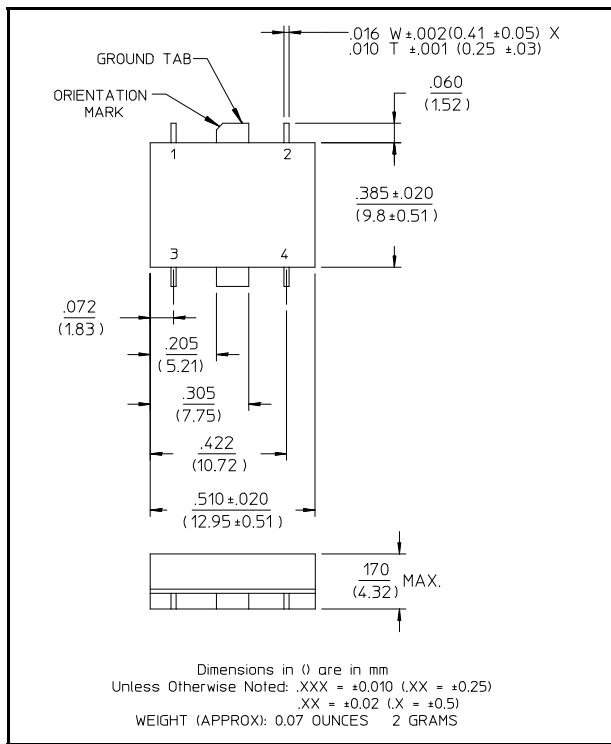
Features

- Operates Over Full PCN/PCS/PHS/MSS Bands
- Low Conversion Loss
- Hermetic Flatpack Package
- Intermodulation Ratio Insensitive to System Mismatches
- VSWR: < 2.0:1 Typical Midband
- Isolation: 35 dB Typical Midband
- High IIP₃ (+28 dBm Typical 1 - 3500 MHz)

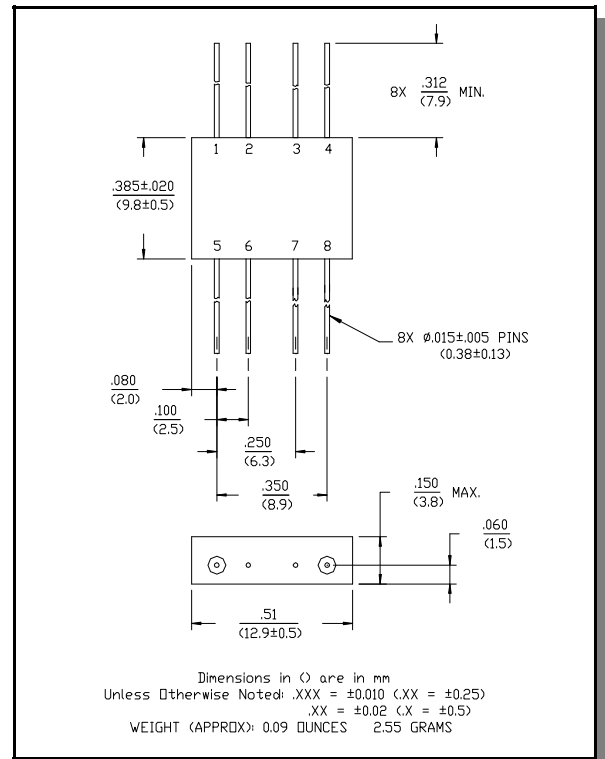
Description

M/A-COM's MD-189 and MDS-189 are high level termination insensitive mixers. These devices are packaged in 8-lead flatpack and SMT packages. These mixers offer consistent and repeatable flat intermodulation performance and flat conversion loss with low spurious signal generation independent of system mismatch from 1 to 3500 MHz. The MD-189 and MDS-189 are ideally suited for RF/IF communications applications requiring high intercept point performance.

SF-1 (MDS-189)



FP-2 (MD-189)



Pin Configuration (MD-189)

Pin No.	Function	Pin No.	Function
1	GND	5	LO
2	GND	6	GND
3	GND	7	GND
4	IF	8	RF

Pin Configuration (MDS-189)

Pin No.	Function	Pin No.	Function
1	GND	3	LO
2	IF	4	RF

Absolute Maximum Ratings ¹

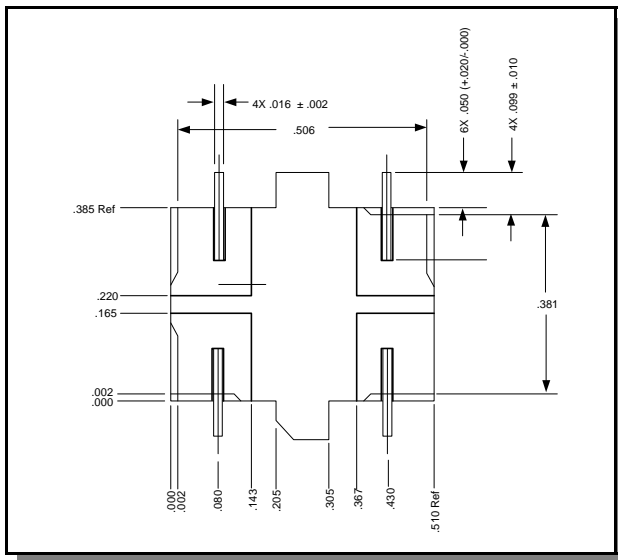
Parameter	Absolute Maximum
Max Input Power ² Total Power	0.5W Derated to 85°C @ 3.2 mW/°C
LO Power	+27 dBm

1. Operation of this device above any one of these parameters may cause permanent damage.
2. Ambient Temperature (T_A) = +25°C

**Electrical Specifications¹: T_A = -55°C to +85°C,
Frequency: RF, LO Ports = 1 - 3500 MHz, IF Port = 5 - 1500 MHz**

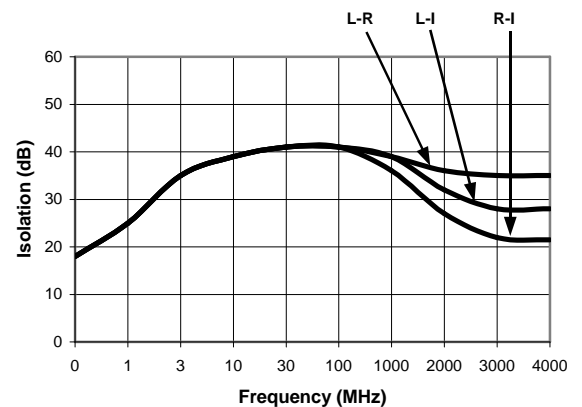
Parameter	Test Conditions	Frequency	Units	Min	Typ	Max
Conversion Loss	LO @ 23 dBm IF @ 60 MHz	5 - 1000 MHz	dB	—	6.5	7.0
		1000 - 3000 MHz	dB	—	7.5	8.5
		1 - 3500 MHz	dB	—	8.0	9.5
Isolation	LO to RF	1 - 2000 MHz	dB	30	35	—
		1 - 3500 MHz	dB	25	30	—
	LO to IF	1 - 2000 MHz	dB	25	30	—
		1 - 3500 MHz	dB	20	25	—
	RF to IF	10 - 500 MHz	dB	30	35	—
		1 - 3500 MHz	dB	15	20	—
Input Compression (1 dB)	LO @ 23 dBm IF @ 60 MHz	—	dBm	—	+20	—
IIP ₃	LO @ 23 dBm IF @ 60 MHz	—	dBm	—	+28	—
Desensitivity (1 dB)	LO @ 23 dBm IF @ 60 MHz	—	dBm	—	+17	—
SSB Noise Figure	LO @ 23 dBm IF @ 60 MHz Within 1 dB of conversion loss	—	—	—	—	—

Bottom View of SF-1



Typical Performance Curves

Isolation - Input +23 dBm



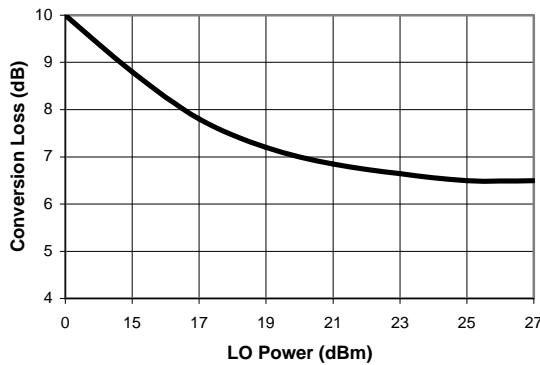
Specifications subject to change without notice.

- North America: Tel. (800) 366-2266
- Asia/Pacific: Tel.+81-44-844-8296, Fax +81-44-844-8298
- Europe: Tel. +44 (1344) 869 595, Fax+44 (1344) 300 020

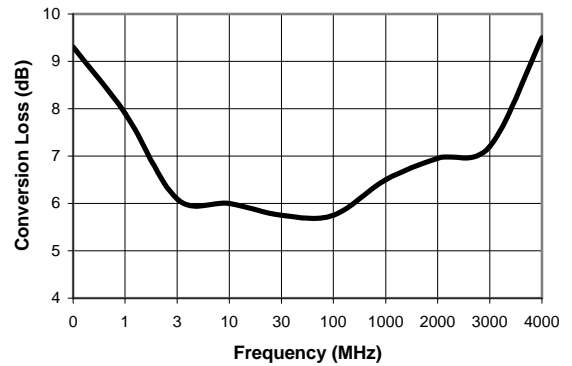
Visit www.macom.com for additional data sheets and product information.

Typical Performance Curves

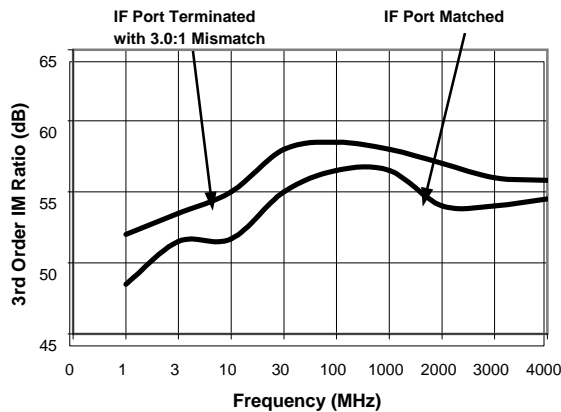
Conversion Loss vs. LO Power -
RF @ 2000 MHz 0 dBm, IF @ 60 MHz



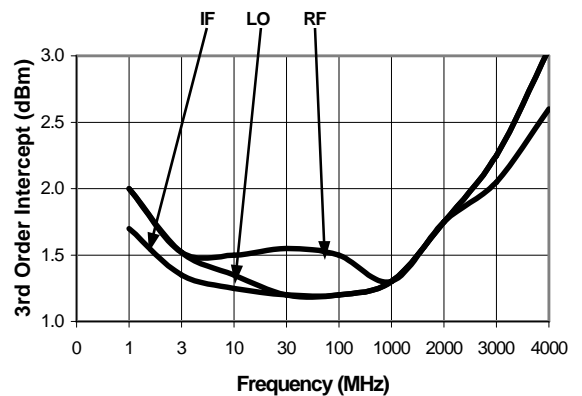
Conversion Loss - LO @ +23 dBm,
IF @ 60 MHz



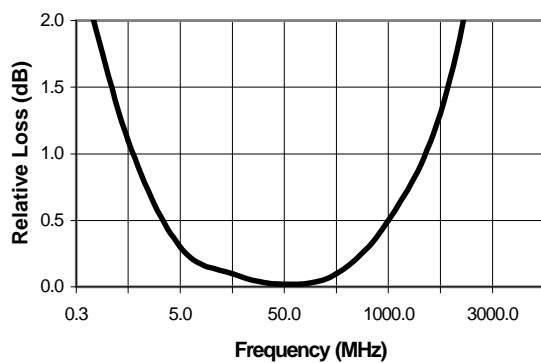
3rd Order IM Ratio - LO @ +23 dBm,



VSWR



IF Port Response



Ordering Information

Part Number	Package
MD-189 PIN	FP-2
MDS-189 PIN	SF-1

Specifications subject to change without notice.

- North America: Tel. (800) 366-2266
- Asia/Pacific: Tel.+81-44-844-8296, Fax +81-44-844-8298
- Europe: Tel. +44 (1344) 869 595, Fax+44 (1344) 300 020

Visit www.macom.com for additional data sheets and product information.