

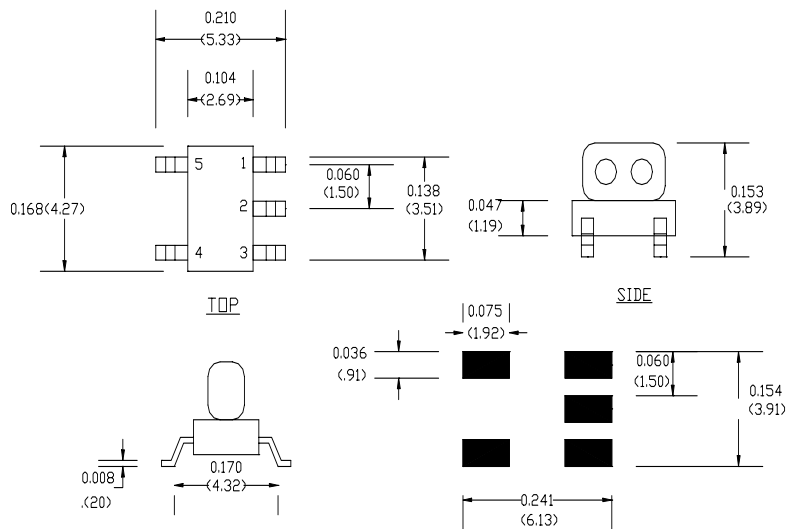

M/A-COM E-Series RF 1:1 Transformer

5 - 1000 MHz

SM-138 Package

Features

- Surface Mount
- 1:1 Impedance Ratio
- CT on Secondary
- Available on Tape and Reel

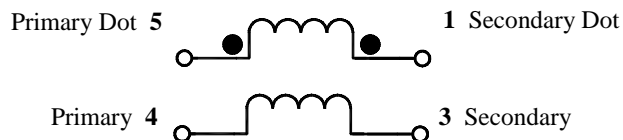


SUGGEST SOLDER FOOTPRINT

Description

M/A-COM's MABAES0032 is a 1:1 RF transformer in a low cost, surface mount package. Ideally suited for high volume cellular wireless applications. Typical applications include single to balanced mode conversion and impedance matching.

Schematic



Electrical Specifications @25°C

Parameter	Units	Typical	Minimum	Maximum
Frequency Range 5-1000	MHz	—	—	—
Insertion Loss				
5 - 300 MHz	dB	0.7	—	1.0
300-1000 MHz	dB	1.3	—	1.8
Amplitude Imbalance				
5-1000 MHz	dB	0.4	—	0.8
Phase Imbalance				
5 - 300 MHz	°	3.0°	—	5.0°
300-1000 MHz	°	7.0°	—	10.0°

Specifications subject to change without notice.

S 1612 A

V1.0

■ North America: Tel. (800) 366-2266, Fax (800) 618-8883
 ■ Asia/Pacific: Tel.+81-44-844-8296, Fax +81-44-844-8298
 ■ Europe: Tel. +44 (1344) 869 595, Fax+44 (1344) 300 020

Visit www.macom.com for additional data sheets and product information.

tyco / Electronics

M/A-COM

Absolute Maximum Ratings

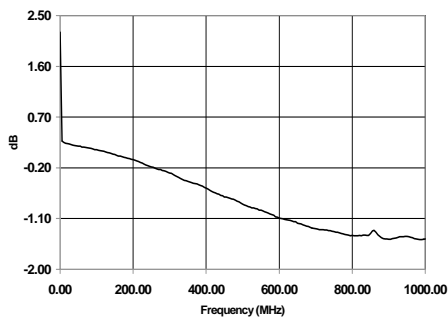
Parameter	Absolute Maximum
RF Power	250 mW
DC Current	30 mA
Operating Temperature	-20°C to +85°C
Storage Temperature	-20°C to +85°C

Functional Configuration

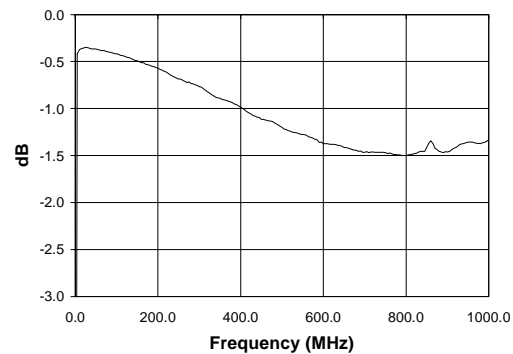
Function	Pin No.
Secondary Dot	1
Secondary CT	2
Secondary	3
Primary	4
Primary Dot	5
Primary CT	—
Case Ground	—
Not Connected	—

Typical Performance @ +25°C

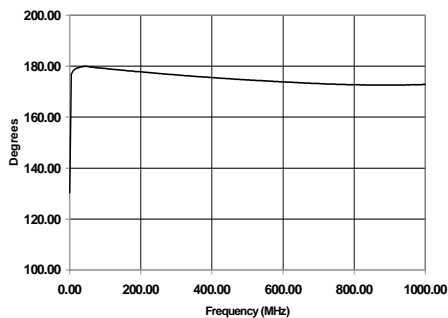
Primary to Secondary Dot Insertion Loss



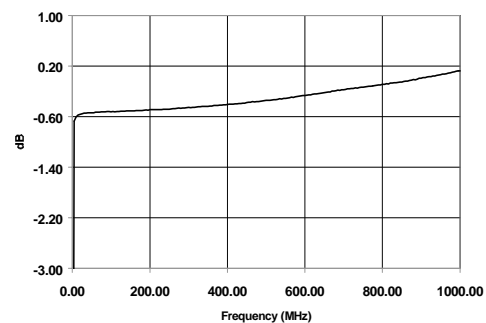
Primary to Secondary Insertion Loss



Phase Imbalance



Amplitude Imbalance



Specifications subject to change without notice.

S 1612 A

V1.0

■ North America: Tel. (800) 366-2266, Fax (800) 618-8883
 ■ Asia/Pacific: Tel.+81-44-844-8296, Fax +81-44-844-8298
 ■ Europe: Tel. +44 (1344) 869 595, Fax+44 (1344) 300 020

Visit www.macom.com for additional data sheets and product information.