



Micro Commercial Components
 21201 Itasca Street Chatsworth
 CA 91311
 Phone: (818) 701-4933
 Fax: (818) 701-4939

SR208 THRU SR2010

Features

- Schottky Barrier Rectifier
- Guard Ring Protection
- Low Forward Voltage
- Reverse Energy Tested
- High Current Capability
- Extremely Low Thermal Resistance

2 Amp Schottky Barrier Rectifier 80 to 100 Volts

Maximum Ratings

- Operating Temperature: -50°C to +125°C
- Storage Temperature: -50°C to +125°C
- Maximum Thermal Resistance: 35°C/W Junction To Ambient

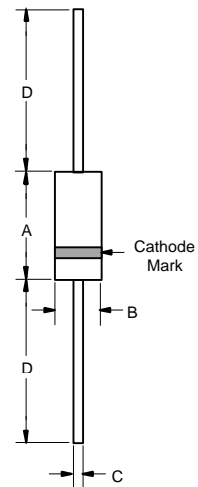
MCC catalog Number	Device Marking	Maximum Recurrent Peak Reverse Voltage	Maximum RMS Voltage	Maximum DC Blocking Voltage
SR208	SR208	80V	56V	80V
SR2010	SR2010	100V	70V	100V

Electrical Characteristics @ 25°C Unless Otherwise Specified

Average forward current	$I_{F(AV)}$	2A	Square wave
Maximum surge current	I_{FSM}	50A	8.3ms, half sine, $T_J = 150^\circ\text{C}$
Max peak forward voltage	V_{FM}	.85V	$I_{FM} = 2.0\text{A}; T_J = 25^\circ\text{C}^*$
Max peak reverse current	I_{RM}	1.0mA	$V_{RRM}, T_J = 25^\circ\text{C}$
Typical junction capacitance	C_J	170pF	$V_R = 4.0\text{V}$ $f = 1.0\text{MHz}$

*Pulse test: Pulse width 300 μsec , Duty cycle 2%

DO-41



DIM	INCHES		MM		NOTE
	MIN	MAX	MIN	MAX	
A	.166	.205	4.10	5.20	
B	.080	.107	2.00	2.70	
C	.028	.034	.70	.90	
D	1.000	---	25.40	---	

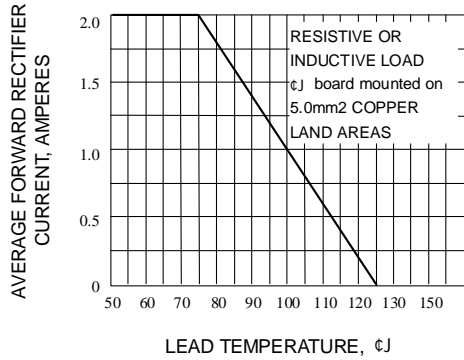


Fig. 1-FORWARD CURRENT DERATING CURVE

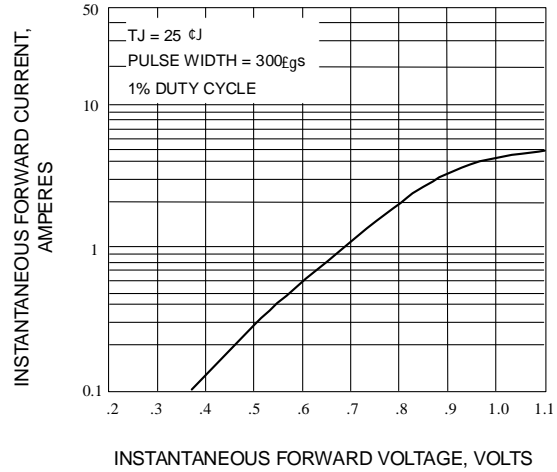


Fig. 2-TYPICAL INSTANTANEOUS FORWARD CHARACTERISTICS

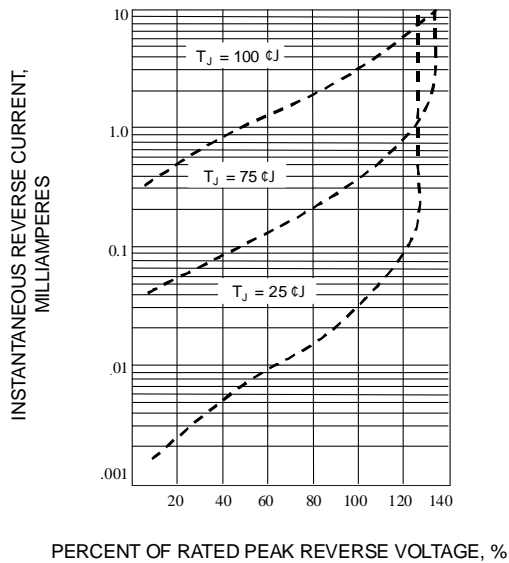


Fig. 3-TYPICAL REVERSE CHARACTERISTICS

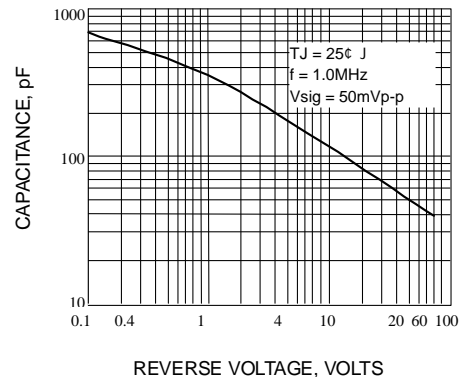


Fig. 4-TYPICAL JUNCTION CAPACITANCE

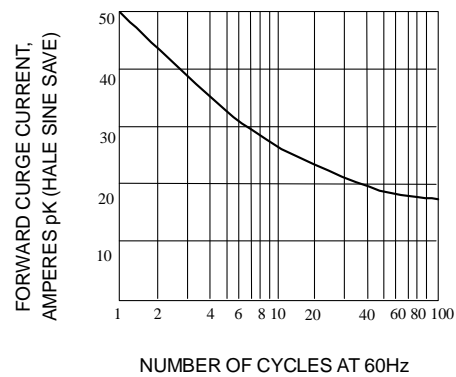


Fig. 5-MAXIMUM NON-REPETITIVE PEAK FORWARD SURGE CURRENT