



Micro Commercial Components
 21201 Itasca Street Chatsworth
 CA 91311
 Phone: (818) 701-4933
 Fax: (818) 701-4939

SBL2030FCT THRU SBL2045FCT

Features

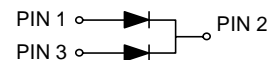
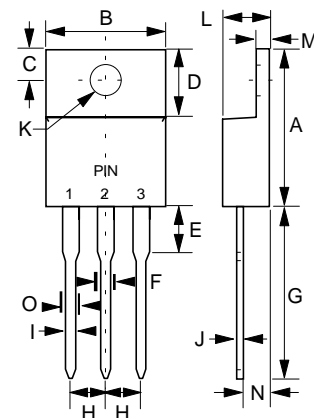
- Low Power Loss
- High Efficiency
- Low Forward Voltage , High Current Capability
- High surge capacity
- Case : ITO-220AB Full Molded Plastic Package

**20 Amp
 Schottky
 Barrier Rectifier
 30 to 45 Volts**

Maximum Ratings

- Operating Junction Temperature: -50°C to +125°C
- Storage Temperature: -50°C to +150°C

ITO-220AB



Microsemi Catalog Number	Device Marking	Maximum Recurrent Peak Reverse Voltage	Maximum RMS Voltage	Maximum DC Blocking Voltage
SBL2030FCT	SBL2030FCT	30V	21V	30V
SBL2040FCT	SBL2040FCT	40V	28V	40V
SBL2045FCT	SBL2045FCT	45V	31.5V	45V

Electrical Characteristics @ 25°C Unless Otherwise Specified

Average Forward Current	$I_{F(AV)}$	20 A	$T_C = 100^\circ\text{C}$
Peak Forward Surge Current	I_{FSM}	150A	8.3ms, half sine
Maximum Instantaneous Forward Voltage	V_F	.55V	$T_J = 25^\circ\text{C}$ $I_{FM} = 10\text{A};$
Maximum DC Reverse Current At Rated DC Blocking Voltage	I_R	1.0mA 50mA	$T_C = 25^\circ\text{C}$ $T_C = 100^\circ\text{C}$

DIM	DIMENSIONS				NOTE
	INCHES		MM		
	MIN	MAX	MIN	MAX	
A	.583	.606	14.80	15.40	
B	---	.406	---	10.30	
C	.100	.112	2.55	2.85	
D	.248	.272	6.30	6.90	
E	---	.161	---	4.10	
F	---	.071	---	1.80	
G	.512	.543	13.00	13.80	
H	---	.100	---	2.55	
I	---	.035	---	0.90	
J	---	.032	---	0.80	
K	.118	.134	3.00	3.40	∅
L	---	.189	---	4.80	
M	---	.130	---	3.30	
N	.098	.114	2.50	2.90	
O	---	.055	---	1.40	

SBL2030FCT thru SBL2045FCT
RATING AND CHARACTERISTIC CURVES

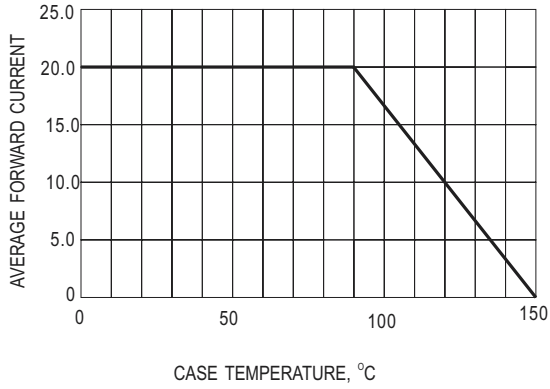


Fig.1- FORWARD CURRENT DERATING CURVE

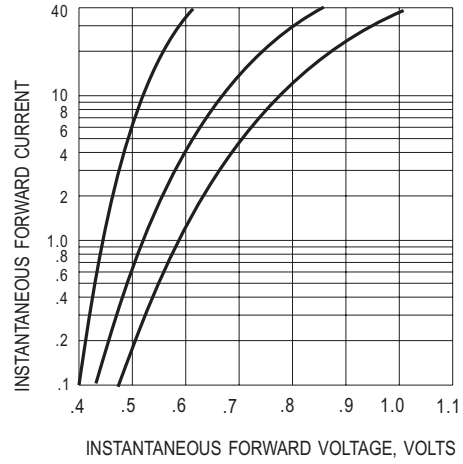


Fig.2- TYPICAL INSTANTANEOUS FORWARD CHARACTERISTIC

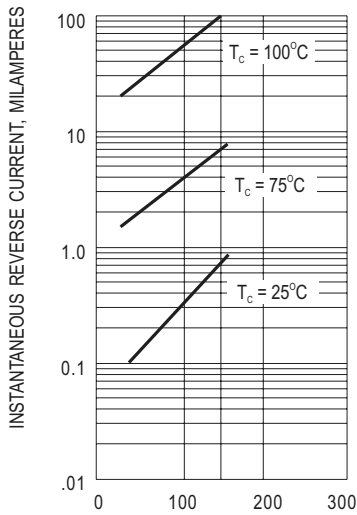


Fig.3- TYPICAL REVERSE CHARACTERISTIC

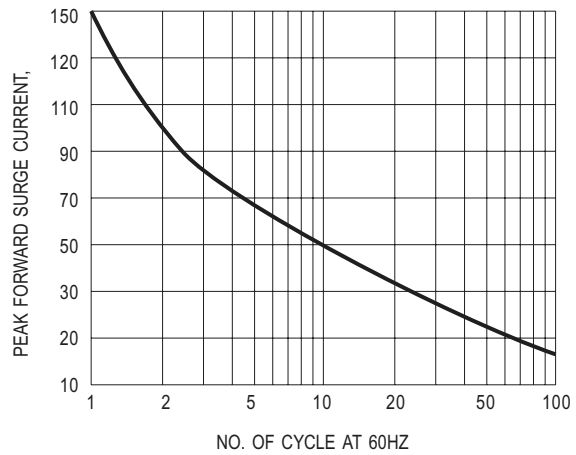


Fig.4- MAXIMUM NON-REPETITIVE SURGE CURRENT

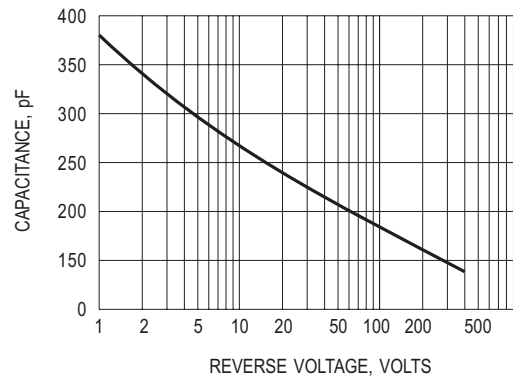


Fig.5- TYPICAL JUNCTION CAPACITANCE