



Micro Commercial Corp.
 21201 Itasca St.
 Chatsworth, CA 91311
 Phone: (818) 701-4933
 Fax: (818) 701-4939

MB3505-BC01 THRU MB3510-BC01

Features

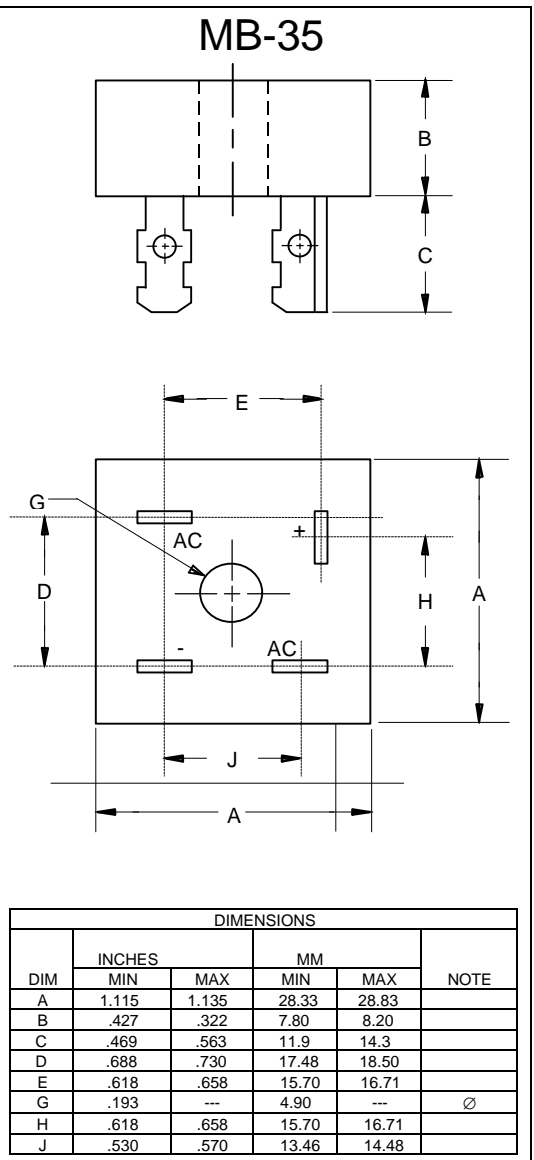
- Low Reverse Leakage Current
- High Conductivity Metal Case
- Any Mounting Position
- Surge Rating Of 400 Amps

35 Amp Single Phase Bridge Rectifier 50 to 1000 Volts

Maximum Ratings

- Operating Temperature: -55°C to +150°C
- Storage Temperature: -55°C to +150°C

MCC Catalog Number	Device Marking	Maximum Recurrent Peak Reverse Voltage	Maximum RMS Voltage	Maximum DC Blocking Voltage
MB3505-BC01	MB3505	50V	35V	50V
MB351-BC01	MB351	100V	70V	100V
MB352-BC01	MB352	200V	140V	200V
MB354-BC01	MB354	400V	280V	400V
MB356-BC01	MB356	600V	420V	600V
MB358-BC01	MB358	800V	560V	800V
MB3510-BC01	MB3510	1000V	700V	1000V

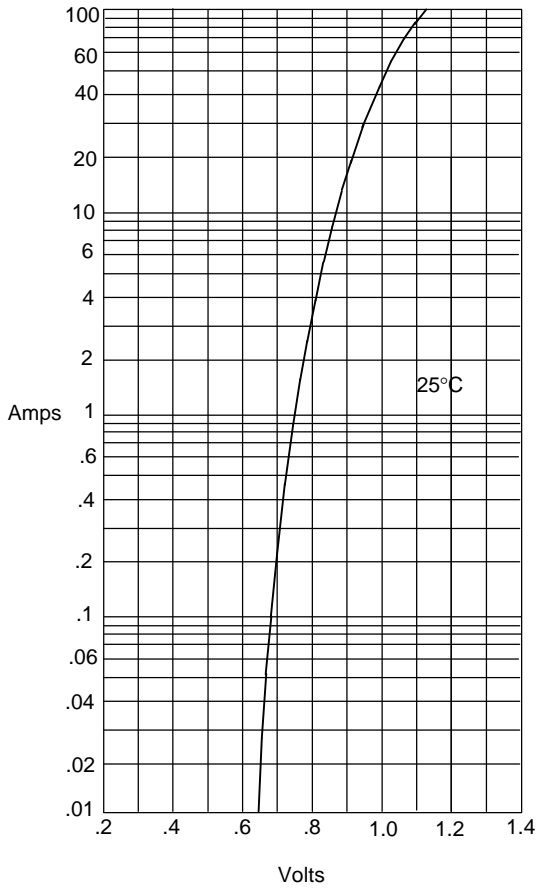


Electrical Characteristics @ 25°C Unless Otherwise Specified

Average Forward Current	$I_{F(AV)}$	35.0A	$T_C = 55^\circ\text{C}$
Peak Forward Surge Current	I_{FSM}	400A	8.3ms, half sine
Maximum Forward Voltage Drop Per Element	V_F	1.2V	$I_{FM} = 17.5\text{A}$ per element; $T_J = 25^\circ\text{C}$
Maximum DC Reverse Current At Rated DC Blocking Voltage	I_R	10 μA 1mA	$T_J = 25^\circ\text{C}$ $T_J = 125^\circ\text{C}$
I^2t Rating for Fusing (<8.3mS)	I^2t	664	A^2S

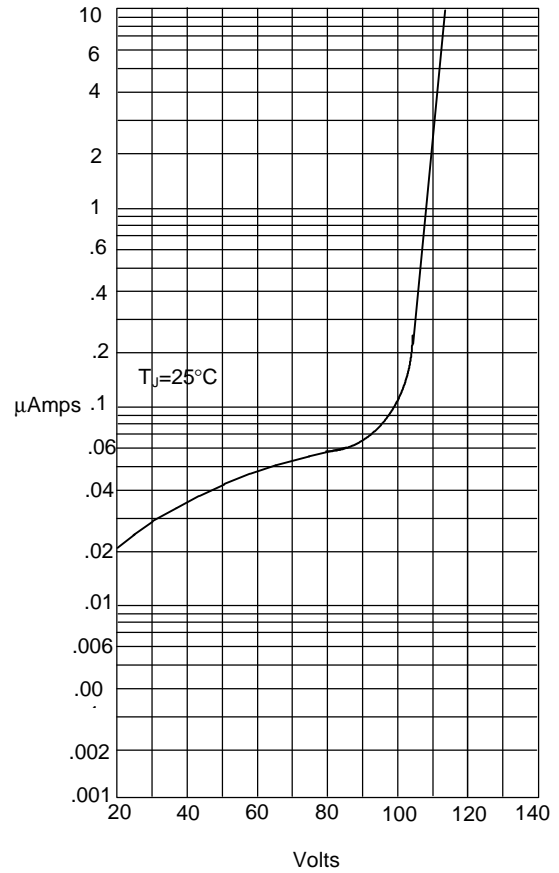
MB3505-BC01 thru MB3510-BC01

Figure 1
Typical Forward Characteristics



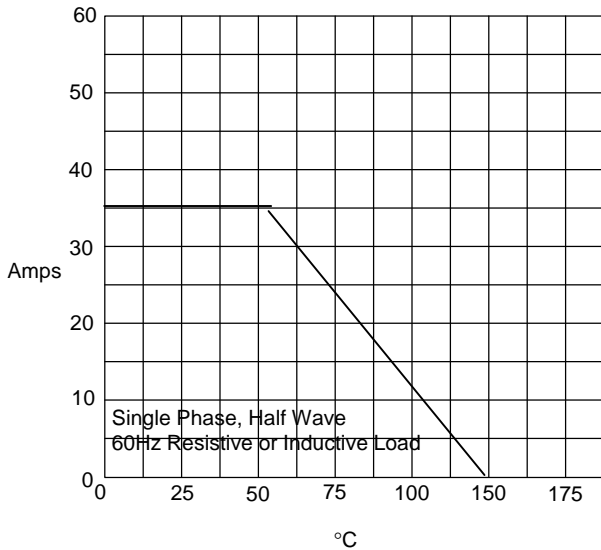
Instantaneous Forward Current - Amperes *versus*
Instantaneous Forward Voltage - Volts

Figure 2
Typical Reverse Characteristics



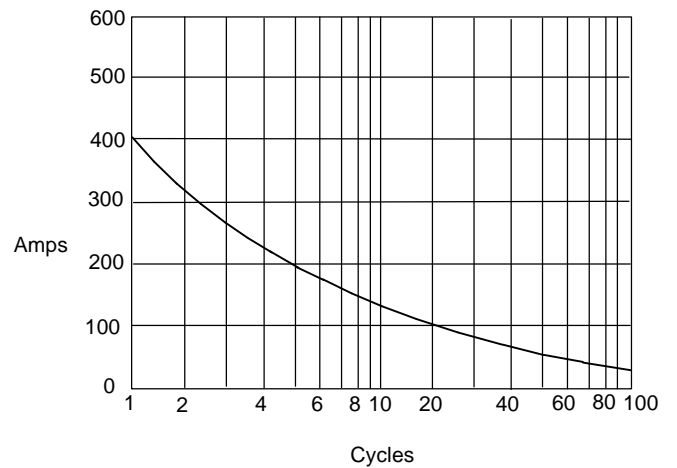
Instantaneous Reverse Leakage Current - MicroAmperes *versus*
Percent Of Rated Peak Reverse Voltage - Volts

Figure 3
Forward Derating Curve



Average Forward Rectified Current - Amperes *versus*
Case Temperature - °C

Figure 4
Peak Forward Surge Current



Peak Forward Surge Current - Amperes *versus*
Number Of Cycles At 60Hz - Cycles