



Micro Commercial Components  
 21201 Itasca Street Chatsworth  
 CA 91311  
 Phone: (818) 701-4933  
 Fax: (818) 701-4939

# ER8A THRU ER8J

## Features

- High Surge Capability
- Low Forward Voltage Drop
- High Current Capability
- Super Fast Switching Speed For High Efficiency

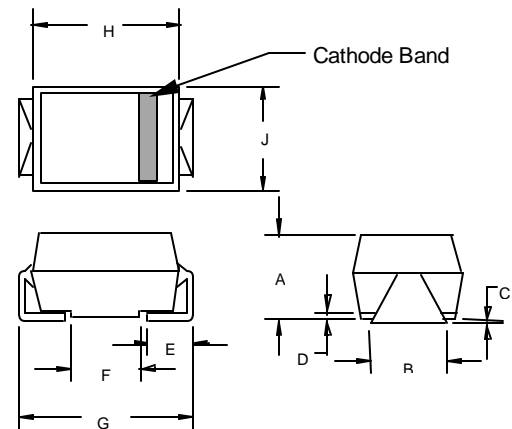
## Maximum Ratings

- Operating Temperature: -55°C to +150°C
- Storage Temperature: -55°C to +150°C

MCC Part Number	Maximum Recurrent Peak Reverse Voltage	Maximum RMS Voltage	Maximum DC Blocking Voltage
ER8A	50V	35V	50V
ER8B	100V	70V	100V
ER8D	200V	140V	200V
ER8G	400V	280V	400V
ER8J	600V	420V	600V

**8 Amp  
Super Fast Recovery  
Rectifier  
50 to 600 Volts**

## DO-214AB (SMCJ) (Round Lead)

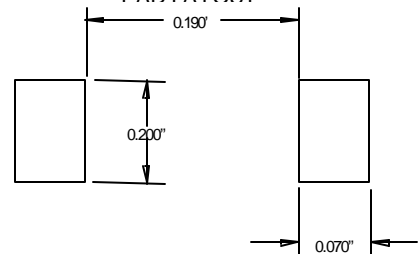


## Electrical Characteristics @ 25°C Unless Otherwise Specified

Average Forward Current	$I_{F(AV)}$	8 A	$T_A = 55^\circ\text{C}$
Peak Forward Surge Current	$I_{FSM}$	150A	8.3ms, half sine
Maximum Instantaneous Forward Voltage	$V_F$	1.35V	$I_{FM} = 8.0A$ ; $T_A = 25^\circ\text{C}$
Maximum DC Reverse Current At Rated DC Blocking Voltage	$I_R$	10 $\mu$ A	$T_A = 25^\circ\text{C}$
Maximum Reverse Recovery Time	$T_{rr}$	50ns ER8A-ER8G 60ns ER8J	$I_F=0.5A, I_R=6.0A$ , $I_{rr}=0.25A$

DIM	INCHES		MM		NOTE
	MIN	MAX	MIN	MAX	
A	.200	.214	5.08	5.43	
B	.177	.203	4.70	5.30	
C	.002	.005	.05	.13	
D	—	.02	—	.51	
E	.053	.067	1.35	1.70	
F	.168	.179	4.27	4.55	
G	.320	.330	8.13	8.38	
H	.239	.243	6.08	6.18	
J	.234	.240	5.95	6.10	

## SUGGESTED SOLDER PAD LAYOUT



\*Pulse Test: Pulse Width 300 $\mu$ sec, Duty Cycle 1%

Figure 1  
Typical Forward Characteristics

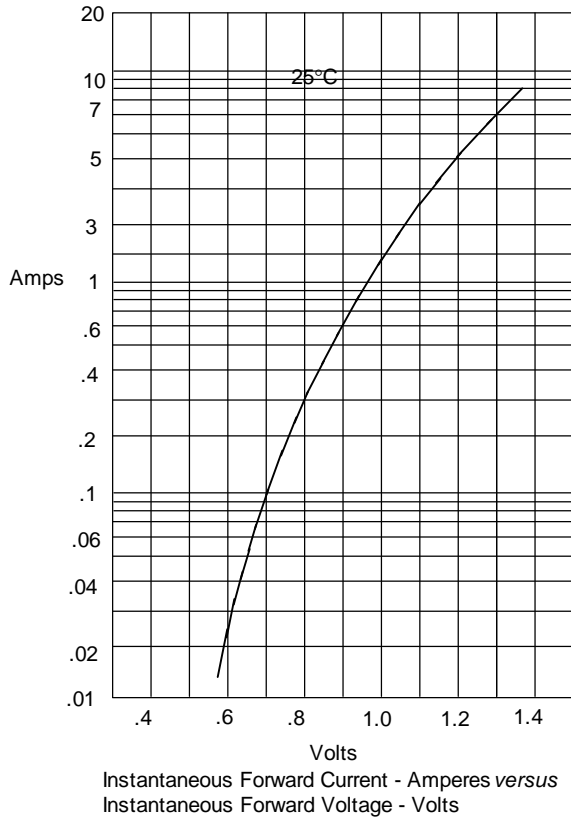


Figure 2  
Forward Derating Curve

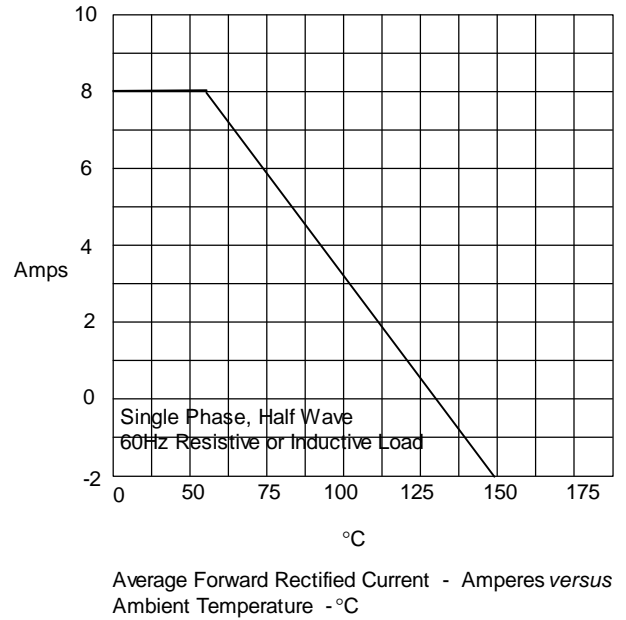


Figure 3  
Peak Forward Surge Current

