



Micro Commercial Components
 21201 Itasca Street Chatsworth
 CA 91311
 Phone: (818) 701-4933
 Fax: (818) 701-4939

2W005 THRU 2W10

Features

- Low Profile Package
- Any Mounting Position
- Silver Plated Copper Leads
- Surge Overload Rating Of 60 Amps

2 Amp Single Phase Bridge Rectifier 50 to 1000 Volts

Maximum Ratings

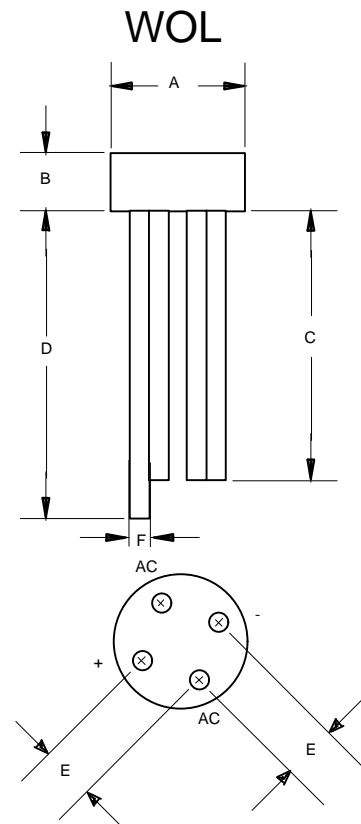
- Operating Temperature: -55°C to +150°C
- Storage Temperature: -55°C to +150°C
- Typical Thermal Resistance Of 40°C/W Junction To Ambient

MCC Catalog Number	Device Marking	Maximum Recurrent Peak Reverse Voltage	Maximum RMS Voltage	Maximum DC Blocking Voltage
2W005	2W005	50V	35V	50V
2W01	2W01	100V	70V	100V
2W02	2W02	200V	140V	200V
2W04	2W04	400V	280V	400V
2W06	2W06	600V	420V	600V
2W08	2W08	800V	560V	800V
2W10	2W10	1000V	700V	1000v

Electrical Characteristics @ 25°C Unless Otherwise Specified

Average Forward Current	$I_{F(AV)}$	2.0A	$T_J = 25^\circ\text{C}$
Peak Forward Surge Current	I_{FSM}	60A	8.3ms, half sine
Maximum Forward Voltage Drop Per Element	V_F	1.1V	$I_{FM} = 2.0A;$ $T_J = 25^\circ\text{C}^*$
Maximum DC Reverse Current At Rated DC Blocking Voltage	I_R	10 μ A 1mA	$T_J = 25^\circ\text{C}$ $T_J = 100^\circ\text{C}$

*Pulse test: Pulse width 300 μ sec, Duty cycle 2%

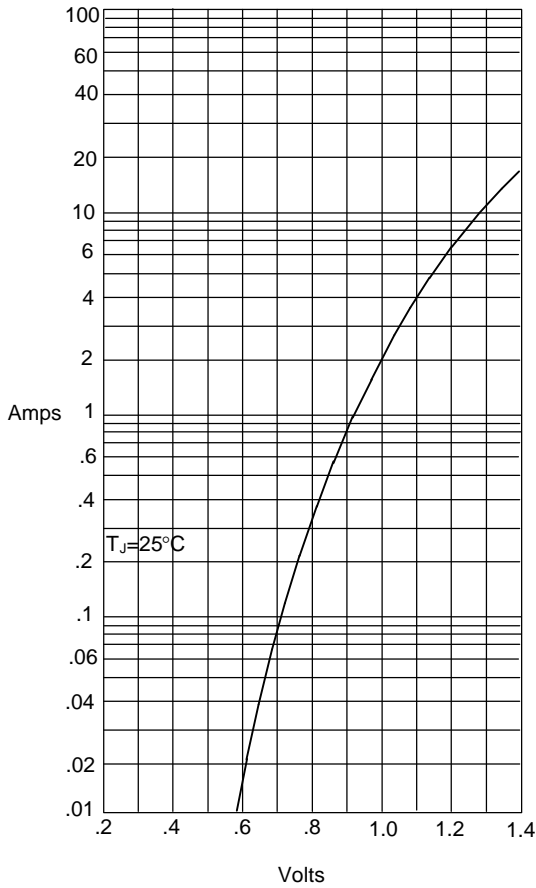


DIM	INCHES		MM		NOTE
	MIN	MAX	MIN	MAX	
A	---	.378	---	9.60	
B	---	.280	---	7.10	
C	1.000	---	25.40	---	
D	1.200	---	30.50	---	
E	.180	.220	4.60	5.60	
F	.030	.032	0.76	0.81	

2W005 thru 2W10

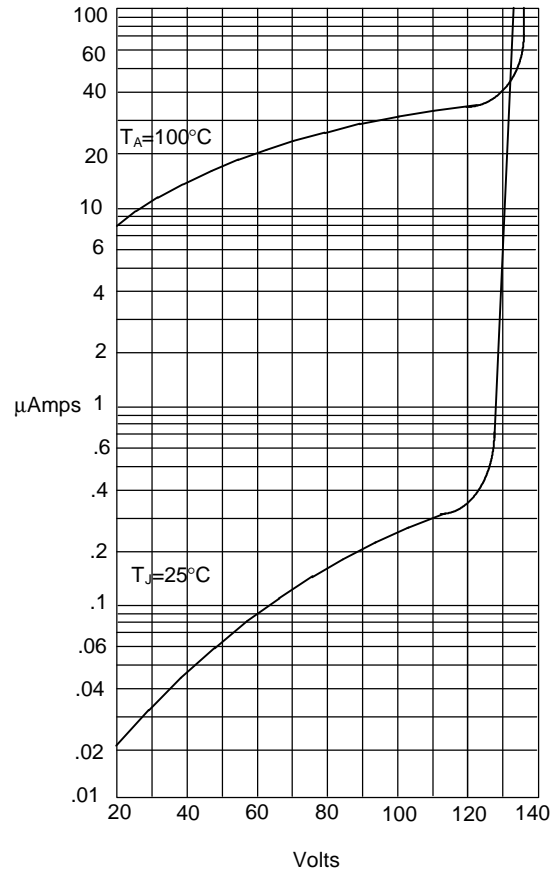


Figure 1
Typical Forward Characteristics



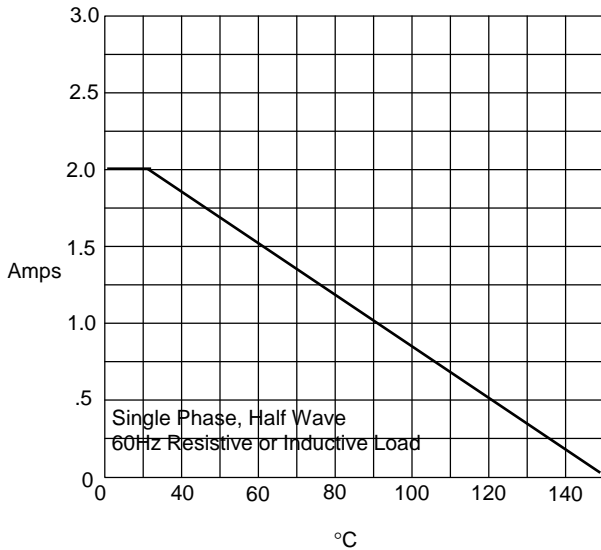
Instantaneous Forward Current - Amperes *versus*
Instantaneous Forward Voltage - Volts

Figure 2
Typical Reverse Characteristics



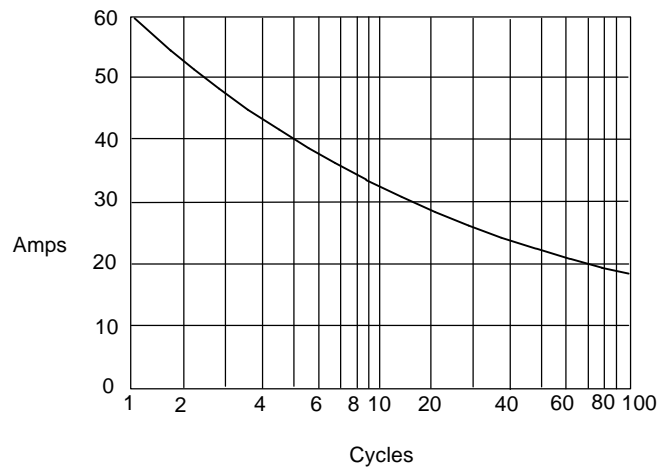
Instantaneous Reverse Leakage Current - MicroAmperes *versus*
Percent Of Rated Peak Reverse Voltage - Volts

Figure 3
Forward Derating Curve



Average Forward Rectified Current - Amperes *versus*
Ambient Temperature - °C

Figure 4
Peak Forward Surge Current



Peak Forward Surge Current - Amperes *versus*
Number Of Cycles At 60Hz - Cycles