

# MDE Semiconductor, Inc.

78-150 Calle Tampico, Unit 210, La Quinta, CA., USA 92253 Tel : 760-564-8656 • Fax : 760-564-2414

1-800-831-4881 Email: sales@mdesemiconductor.com Web: www.mdesemiconductor.com

## MAXPak™ Series

# MAX-200

## HIGH CURRENT TRANSIENT VOLTAGE SUPPRESSOR

### FEATURES

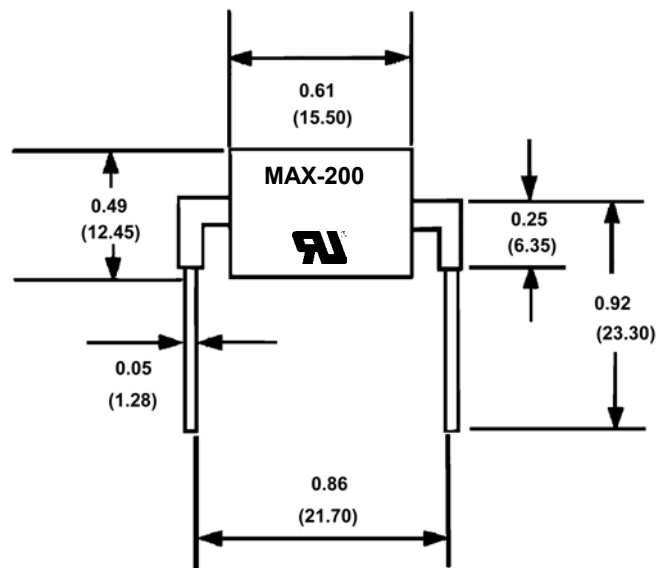
- **UL1449** Recognition
- **8KA Surge Capability @** 8 x 20  $\mu$ sec waveform (per IEC- 61000-4-5)
- Peak Power Dissipation 288KW
- Bi-directional
- Excellent clamping capability
- Repetition rate (duty cycle): 0.05%
- Sharp breakdown voltage
- Low incremental surge resistance
- Fast response time: typically less than 1.0  $\mu$ s from 0 Volts to BV
- Operation temperature: -40°C to +125°C
- Epoxy encapsulated package has Underwriters Laboratory Flammability Classification 94 V-0

### MECHANICAL DATA

**Terminal:** Ag Plated Axial leads, solderable per MIL-STD-750. Method 2026

**Mounting Position:** Any

**Weight:** 0.328  $\pm$  0.033 ounces (9.300  $\pm$  0.930 g)



Dimensions in inches  
and  
(Millimeters)

### MAXIMUM RATINGS AND CHARACTERISTICS

Ratings at 25° C ambient temperature unless otherwise specified.

RATING	SYMBOL	VALUE	UNITS
Reversed Standoff Voltage	V <sub>rw</sub>	181.8	Volt
Breakdown Voltage @ I <sub>T</sub> =1.0mA	V <sub>br</sub>	200 $\pm$ 5%	Volt
Clamping Voltage @ 1000A / 10x1000 $\mu$ sec waveform	V <sub>c</sub>	288 max	Volt
Reverse Leakage @ 181.8V	I <sub>R</sub>	20 $\mu$ max	A

# MAXPak™ Series Curves

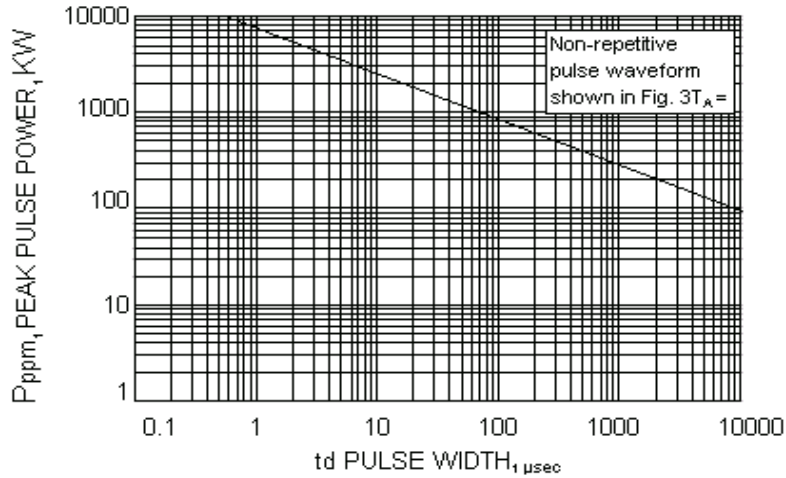


FIG. 1 PEAK PULSE POWER RATING

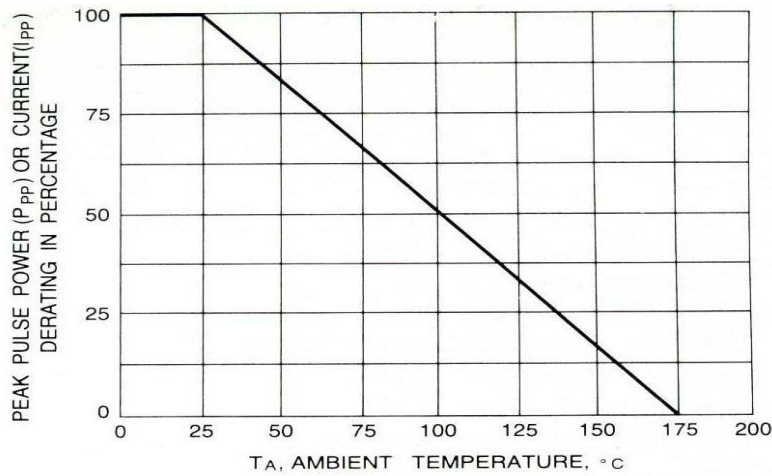


FIGURE 2-PULSE DERATING CURVE

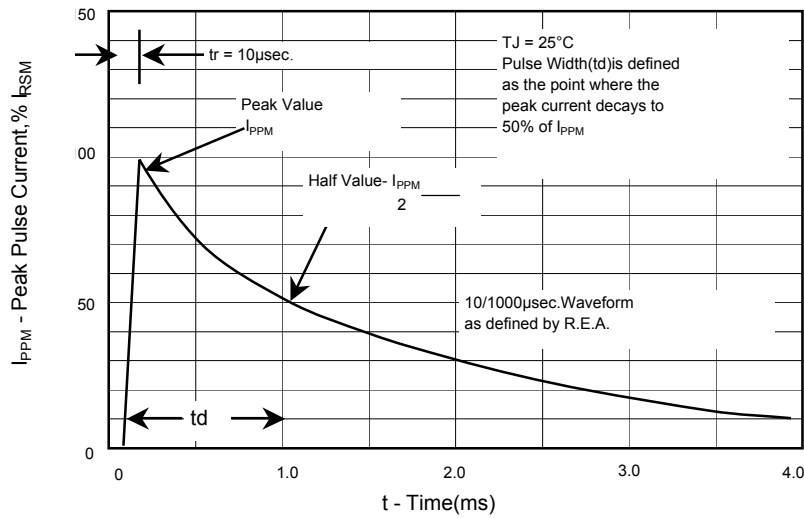


Fig.3 - Pulse Waveform