

66163

**SINGLE CHANNEL OPTOCOUPLED
DIRECT REPLACEMENT FOR 3C91C**

Mii
OPTOELECTRONIC PRODUCTS
DIVISION

REVISION C
12/29/00

Features:

- High Reliability
- Base lead eliminated for improved noise immunity
- Rugged package
- Stability over wide temperature
- +500V electrical isolation

Applications:

- Eliminate ground loops
- Level shifting
- Line receiver
- Switching power supplies
- Motor control

DESCRIPTION

The **66163** contains a gallium arsenide infrared LED optically coupled to a silicon planar phototransistor. The optocoupler is built on a TO-46 header. The collector of the phototransistor is electrically connected to the case. This optocoupler is capable of transmitting signals between two galvanic sources. The potential difference between transmitter and receiver should not go over the maximum isolation voltage. The internal base connection has been eliminated for improved noise immunity.

ABSOLUTE MAXIMUM RATINGS

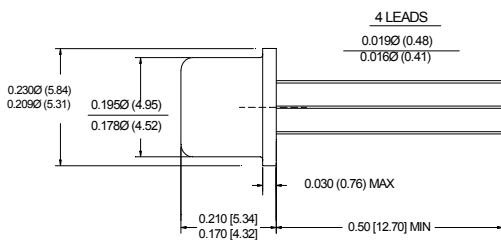
Input to Output Voltage	500V
Emitter-Collector Voltage	5V
Collector-Emitter Voltage (Value applies to emitter-base open-circuited & the input-diode equal to zero)	60V
Reverse Input Voltage	7V
Input Diode Continuous Forward Current at (or below) 65°C Free-Air Temperature (see note 1)	50mA
Peak Forward Input Current (Value applies for $t_w \leq 1\mu s$, PRR < 300 pps)	500mA
Continuous Collector Current	50mA
Continuous Transistor Power Dissipation at (or below) 25°C Free-Air Temperature (see Note 2)	230mW
Storage Temperature	-65°C to +150°C
Operating Free-Air Temperature Range	-55°C to +125°C
Lead Solder Temperature (10 seconds max.)	260°C

Notes:

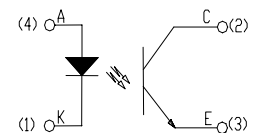
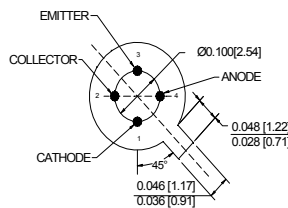
1. Derate linearly to 125°C free-air temperature at the rate of 0.67 mA/°C above 65°C.
2. Derate linearly to 125°C free-air temperature at the rate of 2.3 mW/°C.

Package Dimensions

Schematic Diagram



DIMENSIONS ARE IN INCHES (MILLIMETERS)



NOTE: ANODE ELECTRICALLY CONNECTED TO CASE

REVISION C 12/29/00

ELECTRICAL CHARACTERISTICST_A = 25°C unless otherwise specified.

PARAMETER	SYMBOL	MIN	TYP	MAX	UNITS	TEST CONDITIONS
Input Diode Static Reverse Current	I _R			1	μA	V _R = 3V
Input Diode Static Forward Voltage	V _F		1.15	1.2	V	I _F = 2mA
Input Diode Static Forward Voltage	V _F		1.3	1.5	V	I _F = 50mA
Reverse Breakdown Voltage	B _{VR}	7	12		V	I _R = 100μA
Input Diode Capacitance	C _{IN}		25		pF	V = 0V, f = 1MHz

OUTPUT TRANSISTORT_A = 25°C unless otherwise specified.

PARAMETER	SYMBOL	MIN	TYP	MAX	UNITS	TEST CONDITIONS
Collector-Emitter Breakdown Voltage	V _{(BR)CEO}	50			V	I _C = 1mA, I _B = 0, I _F = 0
Emitter-Collector Breakdown Voltage	V _{(BR)ECO}	7			V	I _C = 0mA, I _E = 10μA, I _F = 0
Collector-Emitter Dark Current	I _{CEO1}			60	nA	V _{CE} = 50V, I _F = 0mA
	I _{CEO2}			10	nA	V _{CE} = 5V, I _F = 0mA

COUPLED CHARACTERISTICST_A = 25°C unless otherwise specified.

PARAMETER	SYMBOL	MIN	TYP	MAX	UNITS	TEST CONDITIONS
On State Collector Current	I _{C(ON)}	4			mA	V _{CE} = 5V, I _F = 10mA
On State Collector Current	I _{C(ON)}	3		20	mA	V _{CE} = 0.4V, I _F = 10mA
On State Collector Current	I _{C(ON)}	2			mA	V _{CE} = 5V, I _F = 10mA
On State Collector Current	I _{C(ON)}	20			mA	V _{CE} = 5V, I _F = 10mA
Collector-Emitter Saturation Voltage	V _{CE(SAT)}			0.4	V	I _F = 50mA, I _C = 10mA
Isolation Resistance	R _{ISO}	10 ⁹			Ω	V _{IN-OUT} = 500V
Input to Output Capacitance	C _{IO}		2	2.5	pF	f = 1MHz
Delay Time	t _d		2	4	μs	V _{CE} = 5V, I _F = 2mA, R _L = 100Ω
Storage Time	t _s		0.2	0.5	μs	V _{CE} = 5V, I _F = 2mA, R _L = 100Ω
Rise Time	t _r		3	5	μs	V _{CE} = 5V, I _F = 2mA, R _L = 100Ω
Fall Time	t _f		4	5	μs	V _{CE} = 5V, I _F = 2mA, R _L = 100Ω

RECOMMENDED OPERATING CONDITIONS:

PARAMETER	SYMBOL	MIN	MAX	UNITS
Input Current, Low Level	I _{FL}	0	1	μA
Input Current, High Level	I _{FH}	2	10	mA
Supply Voltage	V _{CE}	5	50	V
Operating Temperature	T _A	-55	125	°C

SELECTION GUIDE

PART NUMBER	PART DESCRIPTION
66163-001	Single Channel optocoupler, commercial (0° to 70°C)
66163-011	Single Channel optocoupler full military operating temperature range
66163-101	Single Channel optocoupler tested over full military temperature range with 100% device screening
66163-017	Single Channel optocoupler full military operating temperature range w/200% CTR
66163-107	Single Channel optocoupler tested over full military temperature range with 100% device screening w/200% CTR