

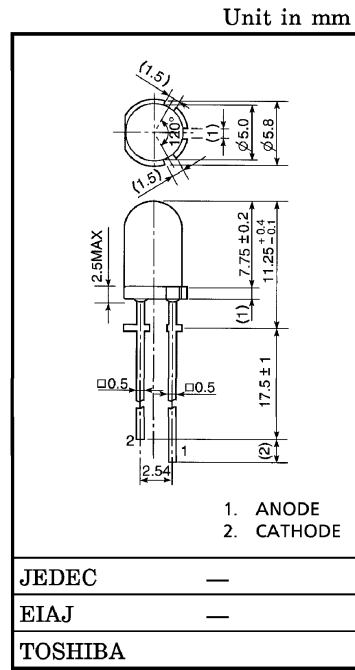
TOSHIBA LED LAMP
TLRE16T, TLRME16T, TLSE16T
TLOE16T, TLYE16T

PANEL CIRCUIT INDICATOR

- 5 mm Package
- InGaAlP Technology
- All Plastic Mold Type
- Transparent Lens
- High Intensity Light Emission
- Excellent Low Current Light Output
- Applications: Outdoor Message Signboards, Safety Equipment

LINE-UP

PRODUCT NAME	COLOR	MATERIAL
TLRE16T	RED	InGaAlP
TLRME16T	RED	InGaAlP
TLSE16T	RED	InGaAlP
TLOE16T	ORANGE	InGaAlP
TLYE16T	YELLOW	InGaAlP



Weight : 0.31 g

MAXIMUM RATINGS (Ta = 25°C)

PRODUCT NAME	FORWARD CURRENT I _F (mA)	REVERSE VOLTAGE V _R (V)	POWER DISSIPATION P _D (mW)	OPERATING TEMPERATURE T _{opr} (°C)	STORAGE TEMPERATURE T _{stg} (°C)
TLRE16T	50	4	120	-40~100	-40~120
TLRME16T	50	4	120		
TLSE16T	50	4	120		
TLOE16T	50	4	120		
TLYE16T	50	4	120		

961001EAC1

- TOSHIBA is continually working to improve the quality and the reliability of its products. Nevertheless, semiconductor devices in general can malfunction or fail due to their inherent electrical sensitivity and vulnerability to physical stress. It is the responsibility of the buyer, when utilizing TOSHIBA products, to observe standards of safety, and to avoid situations in which a malfunction or failure of a TOSHIBA product could cause loss of human life, bodily injury or damage to property. In developing your designs, please ensure that TOSHIBA products are used within specified operating ranges as set forth in the most recent products specifications. Also, please keep in mind the precautions and conditions set forth in the TOSHIBA Semiconductor Reliability Handbook.
- Gallium arsenide (GaAs) is a substance used in the products described in this document. GaAs dust and fumes are toxic. Do not break, cut or pulverize the product, or use chemicals to dissolve them. When disposing of the products, follow the appropriate regulations. Do not dispose of the products with other industrial waste or with domestic garbage.
- The information contained herein is presented only as a guide for the applications of our products. No responsibility is assumed by TOSHIBA CORPORATION for any infringements of intellectual property or other rights of the third parties which may result from its use. No license is granted by implication or otherwise under any intellectual property or other rights of TOSHIBA CORPORATION or others.
- The information contained herein is subject to change without notice.

2000-02-29 1/7

ELECTRICAL AND OPTICAL CHARACTERISTICS (Ta = 25°C)

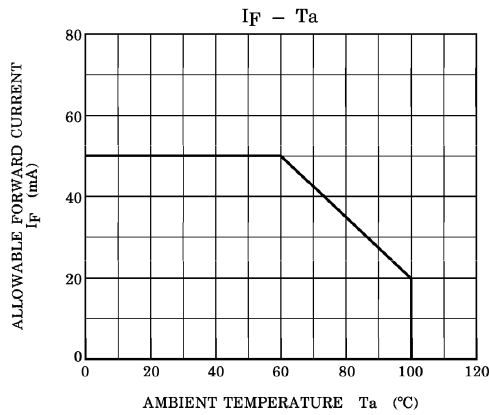
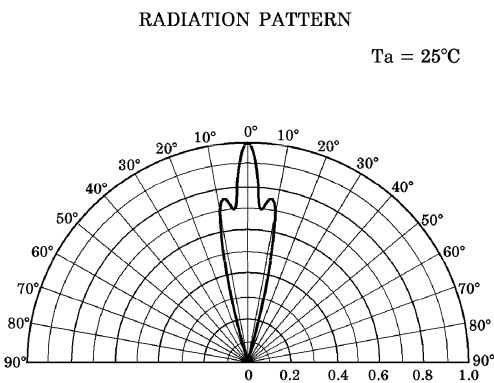
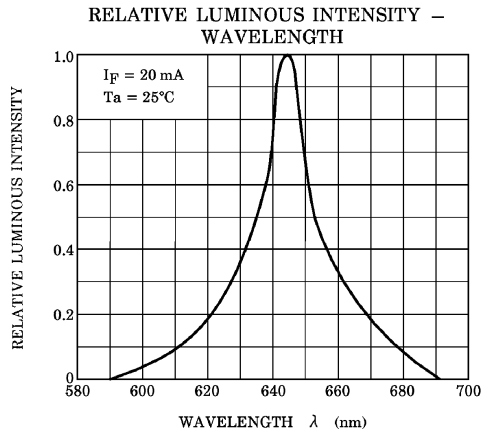
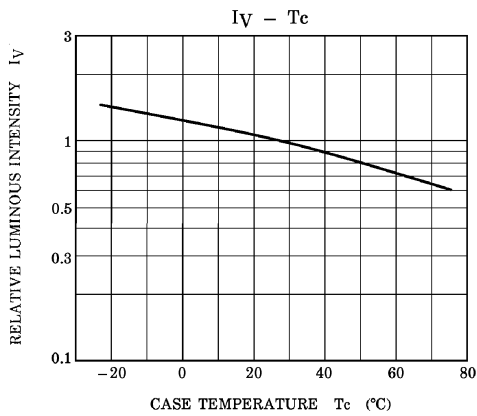
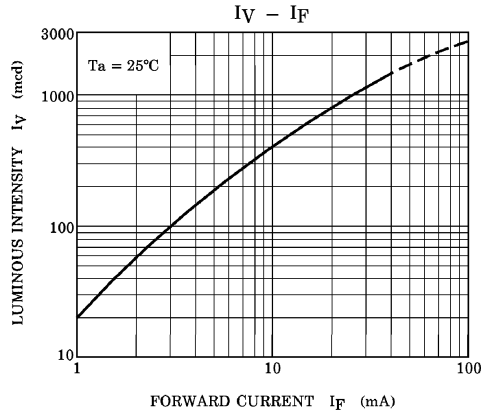
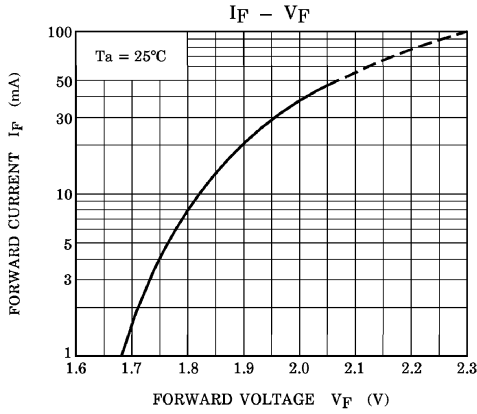
PRODUCT NAME	TYP. EMISSION WAVELENGTH				LUMINOUS INTENSITY I _V			FORWARD VOLTAGE V _F			REVERSE CURRENT I _R	
	λ _d	λ _p	Δλ	I _F	MIN	TYP.	I _F	TYP.	MAX	I _F	MAX	V _R
TLRE16T	630	(644)	20	20	272	800	20	1.9	2.4	20	50	4
TLRME16T	626	(636)	23	20	272	1200	20	1.9	2.4	20	50	4
TLSE16T	613	(623)	20	20	476	1500	20	1.9	2.4	20	50	4
TLOE16T	605	(612)	20	20	850	2000	20	2.0	2.4	20	50	4
TLYE16T	587	(590)	17	20	476	1500	20	2.0	2.4	20	50	4
Unit	nm			mA	mcd		mA	V		mA	μA	V

PRECAUTIONS

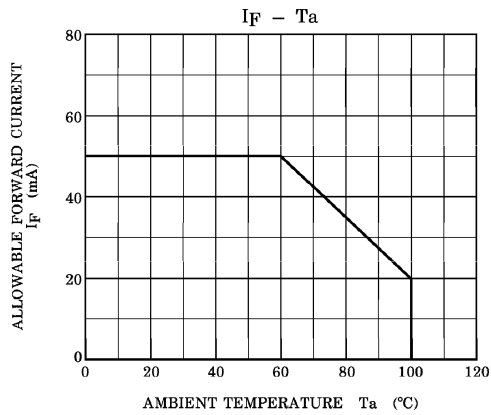
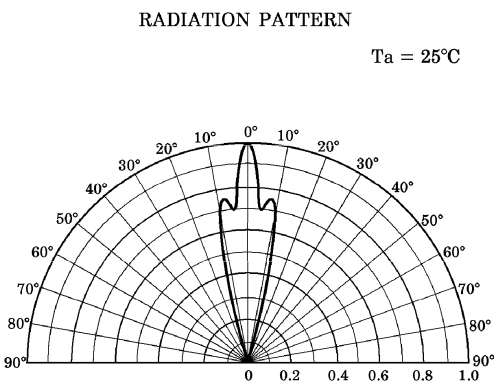
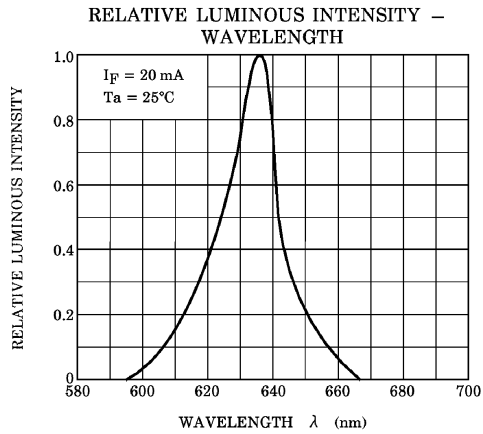
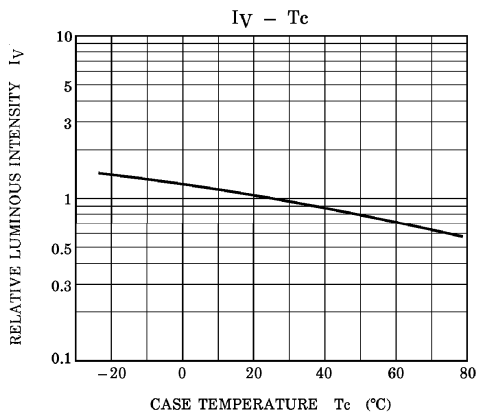
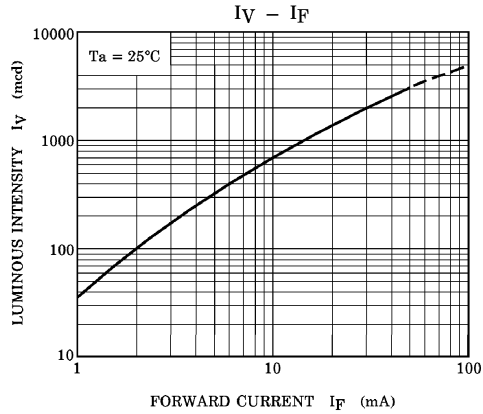
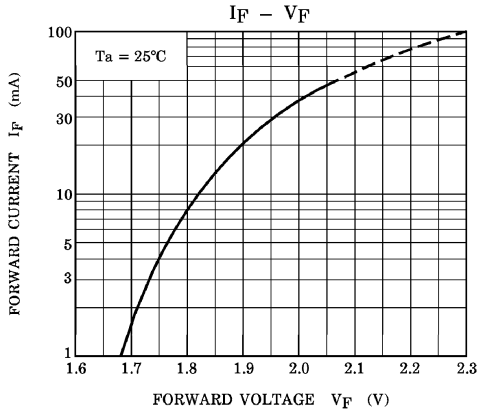
Please be careful of the following:

- Soldering temperature: 260°C max, soldering time: 3 s max (soldering portion of lead: below the lead stopper)
- If the lead is formed, the lead should be formed up to 5 mm from the body of the device without forming stress to the resin. Soldering should be performed after lead forming.
- This visible LED lamp also emits some IR light.
If a photodetector is located near the LED lamp, please ensure that it will not be affected by this IR light.

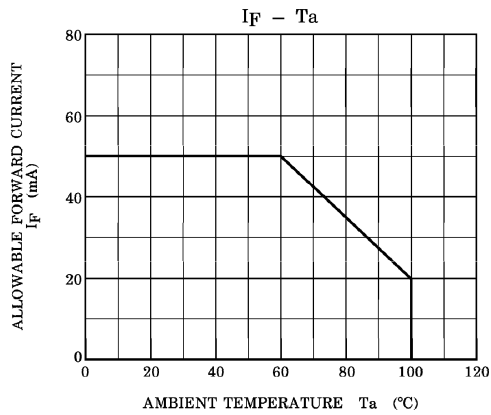
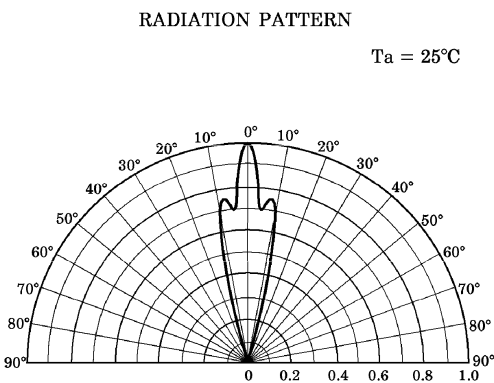
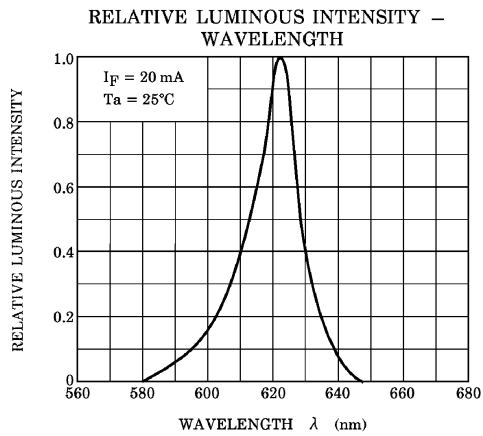
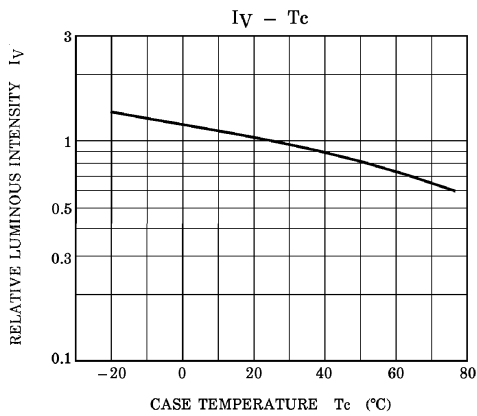
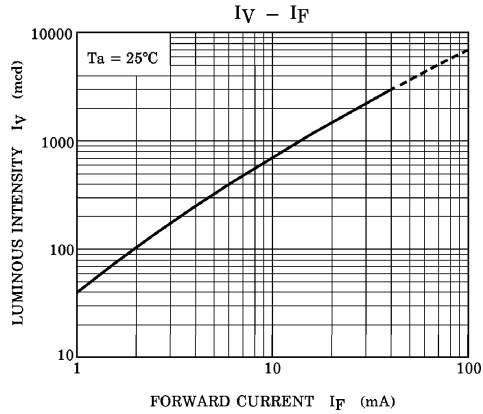
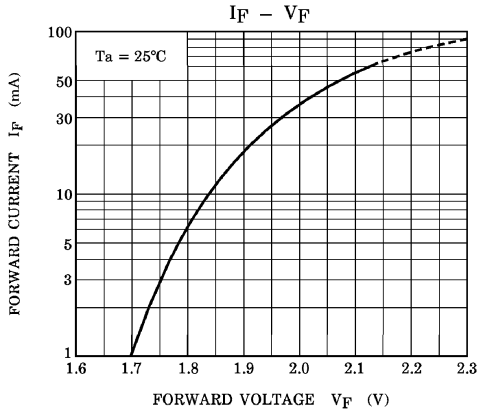
TLRE16T



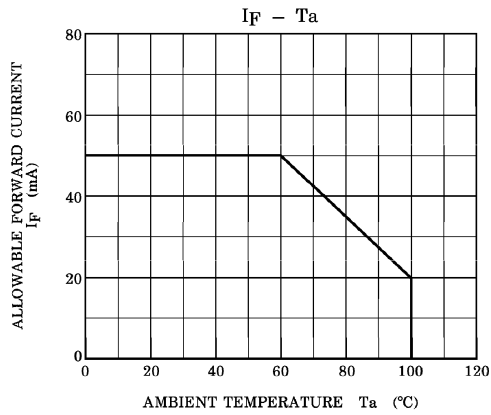
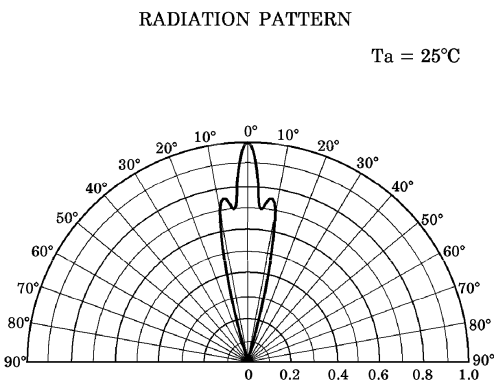
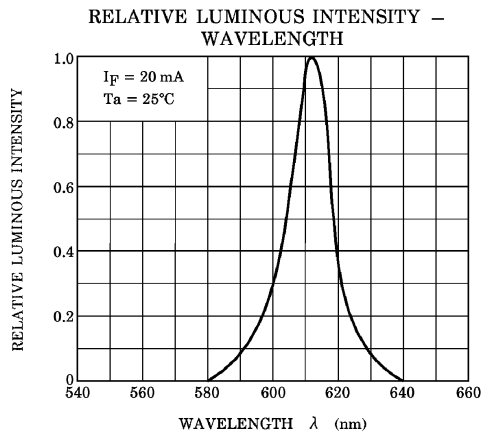
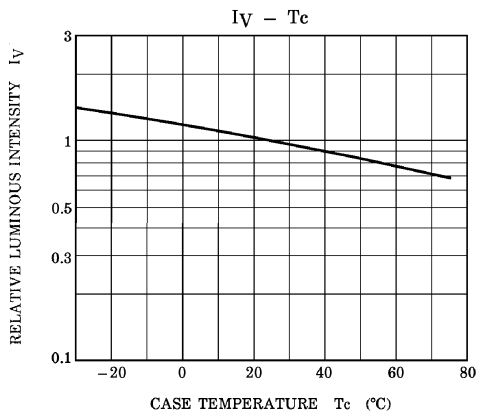
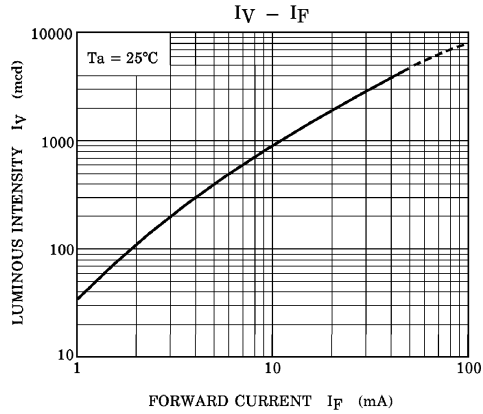
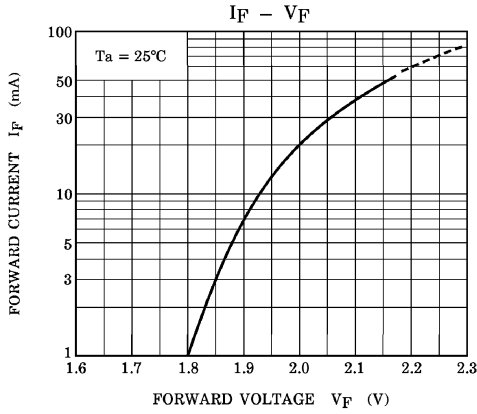
TLRME16T



TLSE16T



TLOE16T



TLYE16T

