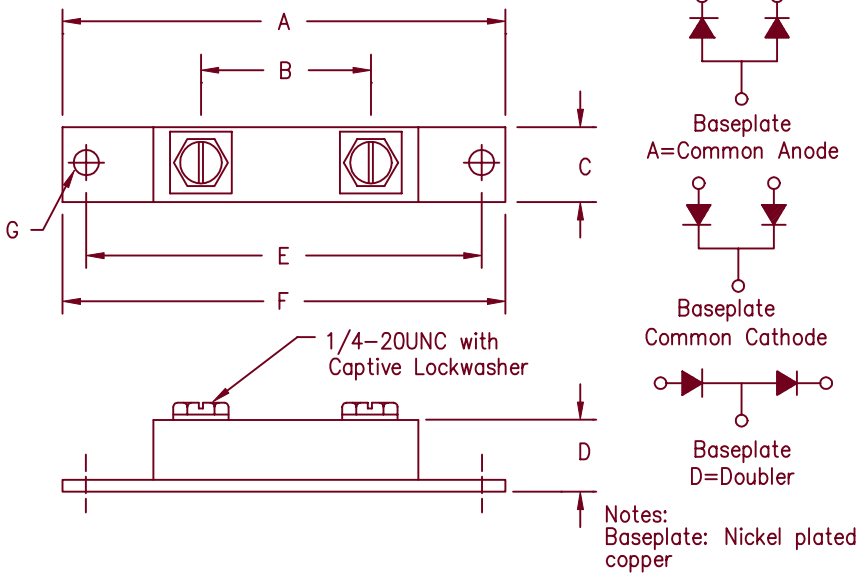


Schottky PowerMod

FST30035 — FST30050



Dim.	Inches		Millimeters		Notes
	Min.	Max.	Min.	Max.	
A	---	2.450	---	62.23	
B	1.350	1.400	34.29	35.56	
C	0.700	0.800	17.78	20.32	
D	---	0.625	---	15.88	
E	3.140	3.160	79.76	80.26	
F	---	3.650	---	92.71	
G	0.280	0.300	7.140	7.670	Dia.

TO-244AB

Microsemi Catalog Number	Working Peak Reverse Voltage	Repetitive Peak Reverse Voltage
FST30035*	35V	35V
FST30040*	40V	40V
FST30045*	45V	45V
FST30050*	50V	50V

*Add Suffix A for Common Anode, D for Doubler

- Schottky Barrier Rectifier
- Guard Ring Protection
- 300 Amperes/35 to 50 Volts
- 175°C Junction Temperature
- Reverse Energy Tested

Electrical Characteristics

Average forward current per pkg	$I_{F(AV)}$ 300 Amps	$T_C = 136^\circ\text{C}$, Square wave, $R_{\theta JC} = 0.20^\circ\text{C/W}$
Average forward current per leg	$I_{F(AV)}$ 150 Amps	$T_C = 136^\circ\text{C}$, Square wave, $R_{\theta JC} = 0.40^\circ\text{C/W}$
Maximum surge current per leg	I_{FSM} 2000 Amps	8.3ms, half sine, $T_J = 175^\circ\text{C}$
Maximum repetitive reverse current per leg	$I_{R(OV)}$ 2 Amps	$f = 1 \text{ KHZ}$, 25°C
Max peak forward voltage per leg	V_{FM} 0.70 Volts	$I_{FM} = 200\text{A}$; $T_J = 125^\circ\text{C}^*$
Max peak forward voltage per leg	V_{FM} 0.76 Volts	$I_{FM} = 200\text{A}$; $T_J = 25^\circ\text{C}^*$
Max peak reverse current per leg	I_{RM} 75 mA	V_{RRM} , $T_J = 125^\circ\text{C}^*$
Max peak reverse current per leg	I_{RM} 4.0 mA	V_{RRM} , $T_J = 25^\circ\text{C}$
Typical junction capacitance per leg	C_J 4600 pF	$V_R = 5.0\text{V}$, $T_C = 25^\circ\text{C}$

*Pulse test: Pulse width 300 usec, Duty cycle 2%

Thermal and Mechanical Characteristics

Storage temp range	T_{STG}	-55°C to 175°C
Operating junction temp range	T_J	-55°C to 175°C
Max thermal resistance per leg	$R_{\theta JC}$	0.40°C/W Junction to case
Max thermal resistance per pkg	$R_{\theta JC}$	0.20°C/W Junction to case
Typical thermal resistance (greased)	$R_{\theta CS}$	0.08°C/W Case to sink
Terminal Torque		35-50 inch pounds
Mounting Base Torque		30-40 inch pounds
Weight		3.4 ounces (95 grams) typical

FST30035 – FST30050

Figure 1
Typical Forward Characteristics – Per Leg

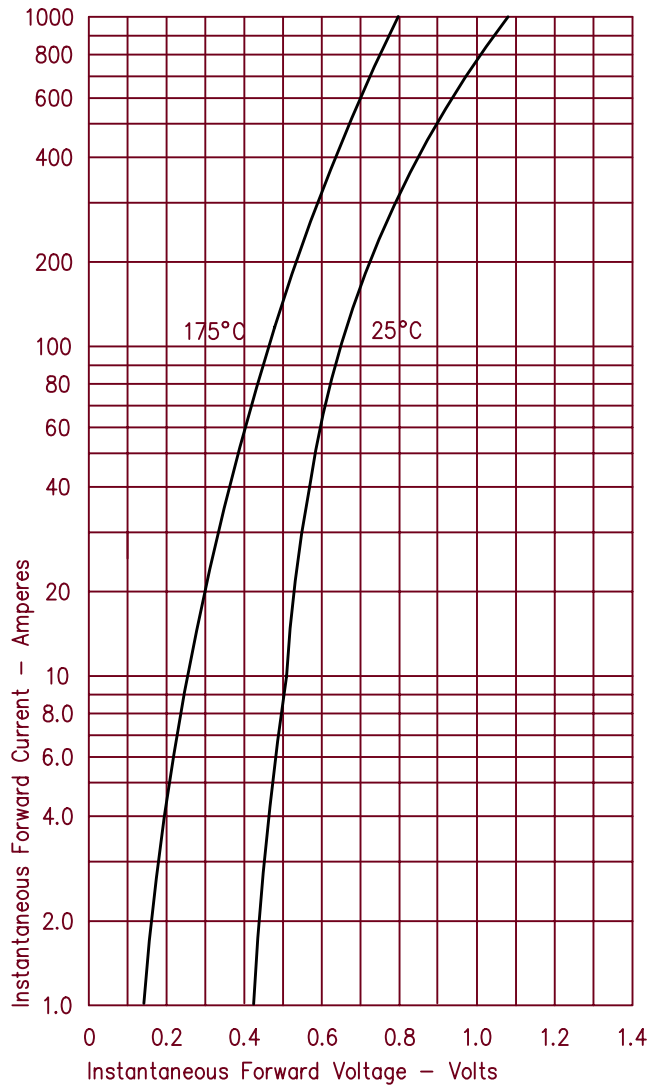


Figure 3
Typical Junction Capacitance – Per Leg

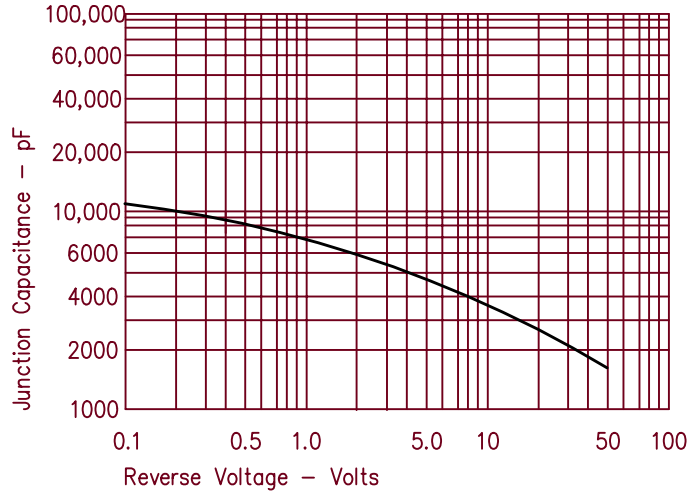


Figure 4
Forward Current Derating – Per Leg

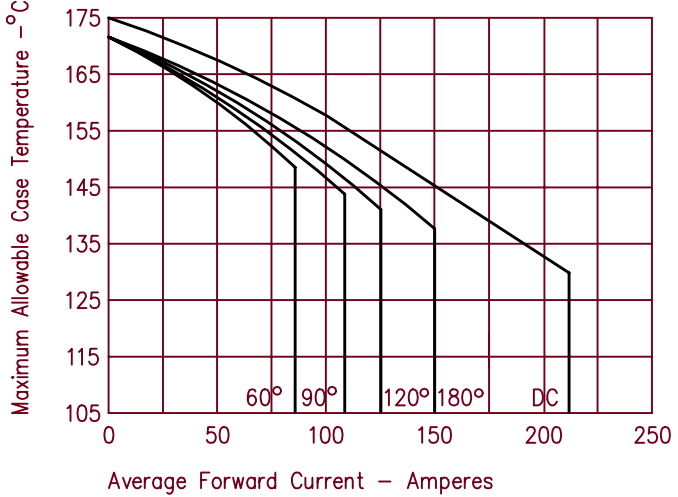


Figure 2
Typical Reverse Characteristics – Per Leg

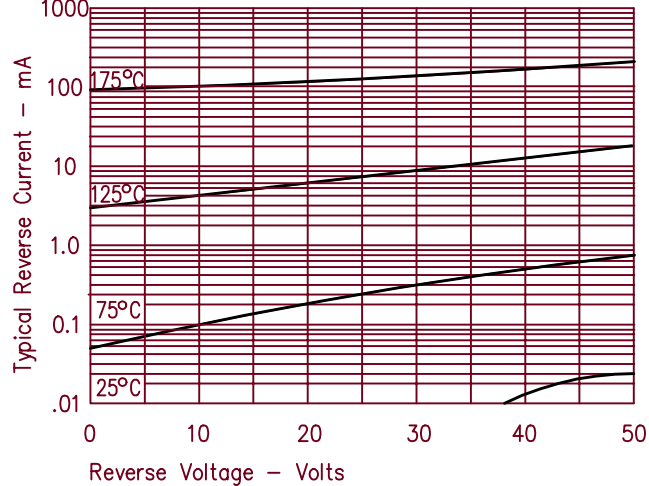


Figure 5
Maximum Forward Power Dissipation – Per Leg

