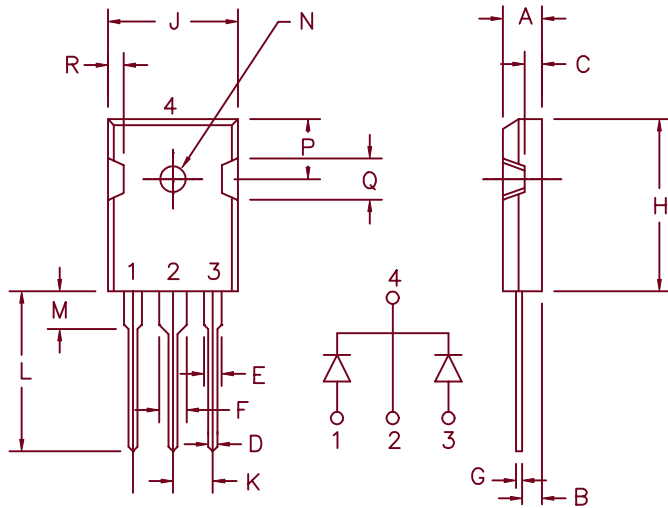


40 Amp Schottky Barrier Rectifier FST4035 — FST4045



Similar to TO-247AD

Dim.	Inches		Millimeter		Notes
	Minimum	Maximum	Minimum	Maximum	
A	.185	.209	4.70	5.31	
B	.087	.102	2.21	2.59	
C	.059	.098	1.50	2.49	
D	.040	.055	1.02	1.40	
E	.079	.094	2.01	2.39	
F	.118	.133	3.00	3.38	
G	.016	.031	.410	0.78	
H	.819	.883	20.80	22.4	
J	.627	.650	15.93	16.5	
K	.215	—	5.46	—	Typ.
L	.790	.810	20.07	20.6	
M	.157	.180	3.99	4.57	
N	.139	.144	3.53	3.66	Dia.
P	.255	.300	6.48	7.62	
Q	.170	.210	4.32	5.33	
R	.080	.110	2.03	2.79	

Microsemi Catalog
Number

FST4035
FST4040
FST4045

Repetitive Peak
Reverse Voltage

35V
40V
45V

Transient Peak
Reverse Voltage

35V
40V
45V

- Schottky Barrier Rectifier
- Reverse energy tested
- Guard ring for reverse protection
- Low forward voltage
- 150°C junction temperature
- V_{RRM} 35 to 45 volts

Electrical Characteristics

Average forward current per pkg	$I_{F(AV)}$ 40 Amps	$T_C = 104^\circ\text{C}$, square wave, $R_{\theta JC} = 1.0^\circ\text{C/W}$
Average forward current per leg	$I_{F(AV)}$ 20 Amps	$T_C = 104^\circ\text{C}$, square wave, $R_{\theta JC} = 2.0^\circ\text{C/W}$
Maximum surge current per leg	I_{FSM} 400 Amps	8.3ms, half sine, $T_J = 150^\circ\text{C}$
Max. peak forward voltage per leg	V_{FM} .48 Volts	$I_{FM} = 20\text{A}$, $T_J = 150^\circ\text{C}^*$
Max. peak forward voltage per leg	V_{FM} .55 Volts	$I_{FM} = 20\text{A}$, $T_J = 25^\circ\text{C}^*$
Max. peak reverse current per leg	I_{RM} 1 Amp	V_{RRM} , $T_J = 150^\circ\text{C}^*$
Max. peak reverse current per leg	I_{RM} 2 mA	V_{RRM} , $T_J = 25^\circ\text{C}$
Typical junction capacitance per leg	C_J 1200 pF	$V_R = 5.0\text{V}$, $T_J = 25^\circ\text{C}$

*Pulse test: Pulse width 300 μsec . Duty Cycle 2%

Thermal and Mechanical Characteristics

Storage temp range	T_{STG}	-55°C to $+150^\circ\text{C}$
Operating junction temp range	T_J	-55°C to $+150^\circ\text{C}$
Max thermal resistance per leg	$R_{\theta JC}$	2.0°C/W Junction to case
Max thermal resistance per pkg	$R_{\theta JC}$	1.0°C/W Junction to case
Weight		.22 ounces (6.36 grams) typical

FST4035 — FST4045

Figure 1
Typical Forward Characteristics — Per Leg

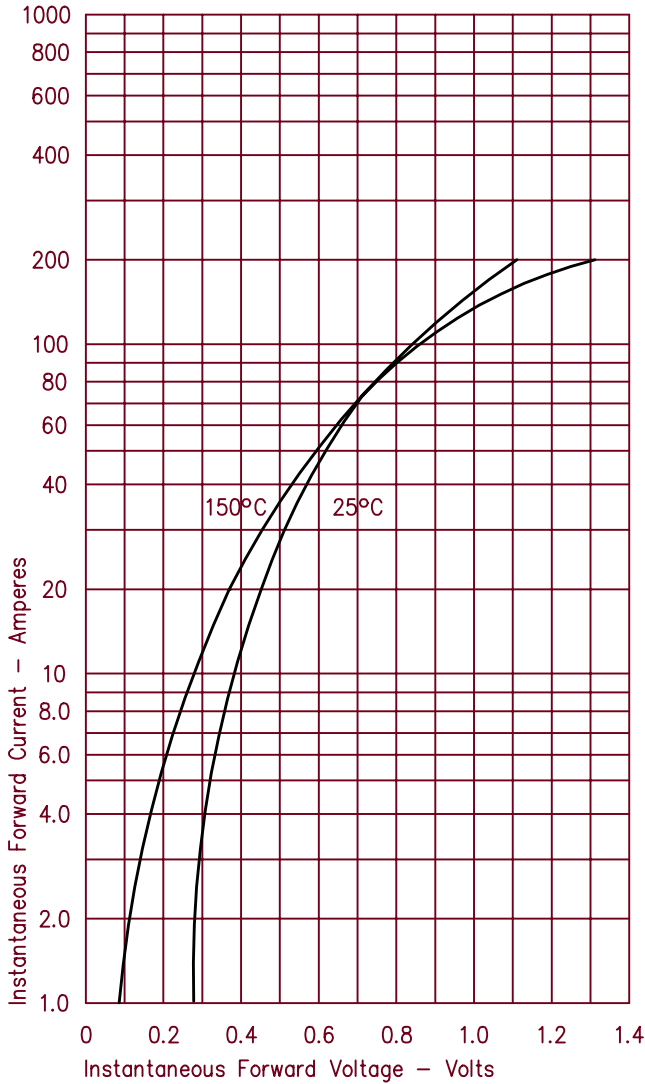


Figure 3
Typical Junction Capacitance — Per Leg

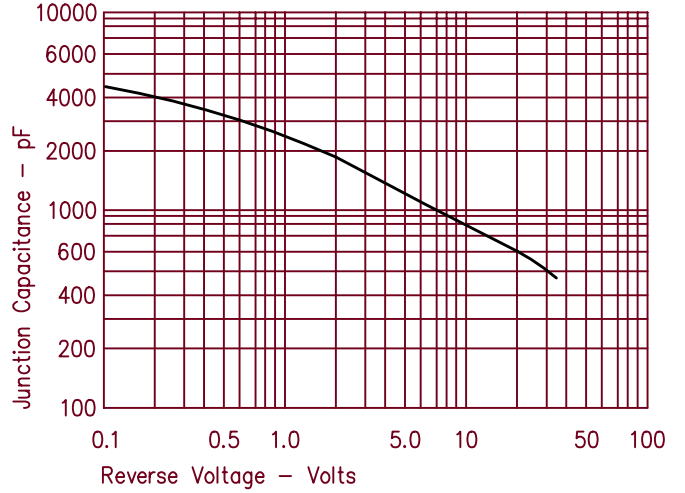


Figure 4
Forward Current Derating — Per Leg

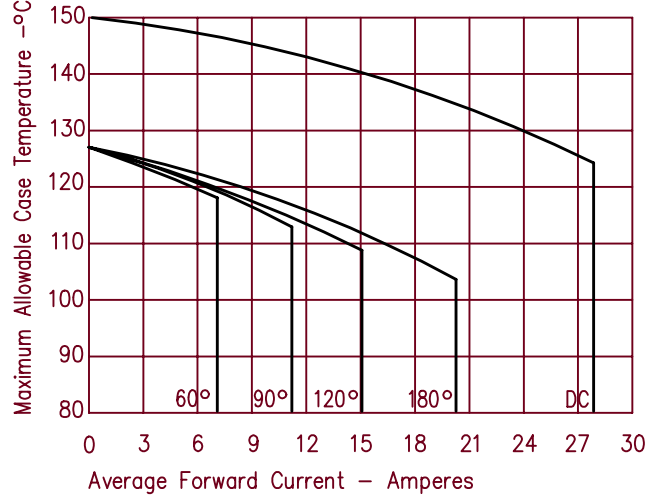


Figure 2
Typical Reverse Characteristics — Per Leg

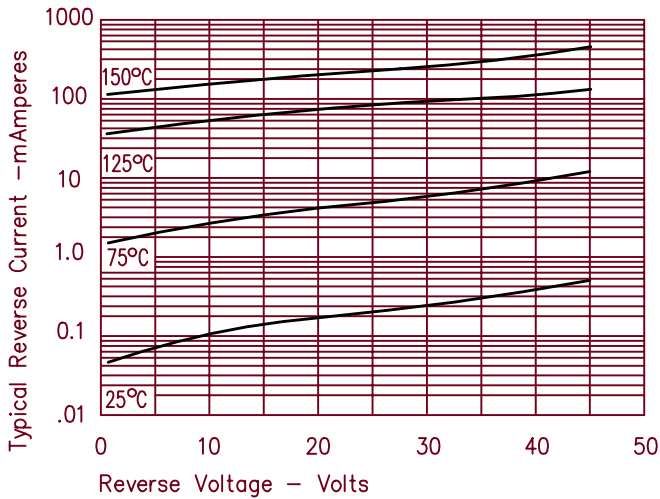


Figure 5
Maximum Forward Power Dissipation — Per Leg

