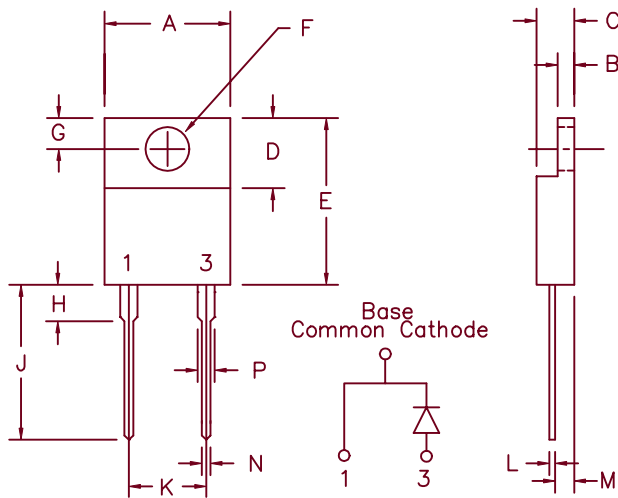


# 24 Amp Silicon Rectifiers

## MD2401 — MD2406



Dim.	Inches		Millimeter		Notes
	Minimum	Maximum	Minimum	Maximum	
A	.390	.415	9.91	10.54	
B	.045	.055	1.14	1.40	
C	.180	.190	4.57	4.83	
D	.245	.260	6.22	6.60	
E	.590	.605	14.99	15.37	
F	.139	.147	3.53	3.73	Dia.
G	.100	.120	2.54	3.05	
H	---	.250	---	6.35	
J	.540	.570	13.72	14.48	
K	.190	.210	4.83	5.33	
L	.021	.025	.533	.640	
M	.080	.115	2.03	2.92	
N	.028	.038	.710	.970	
P	.045	.055	1.14	1.40	

Similar to T0-220AC

Microsemi Catalog Number	Repetitive Peak Reverse Voltage	Transient Peak Reverse Voltage
MD2401	100V	100V
MD2402	200V	200V
MD2404	400V	400V
MD2406	600V	600V

- Glass Passivated Die
- Excellent Reliability
- $V_{RRM}$  100 to 600 Volts

### Electrical Characteristics

Average Forward Current	$I_{F(AV)}$ 24 Amps	$T_C = 116^\circ\text{C}$ , Square wave, $R_{\theta JC} = 1.8^\circ\text{C/W}$ 8.3ms, half sine, $T_J = 175^\circ\text{C}$ $I_{FM} = 24\text{A}$ , $T_J = 175^\circ\text{C}^*$ $I_{FM} = 24\text{A}$ , $T_J = 25^\circ\text{C}^*$ $V_{RRM}$ , $T_J = 125^\circ\text{C}^*$ $V_{RRM}$ , $T_J = 25^\circ\text{C}$
Maximum Surge Current	$I_{FSM}$ 150 Amps	
Max. Peak Forward Voltage	$V_{FM}$ 1.05 Volts	
Max. Peak Forward Voltage	$V_{FM}$ 1.15 Volts	
Max. Peak Reverse Current	$I_{RM}$ 5 mA	
Max. Peak Reverse Current	$I_{RM}$ 10 $\mu\text{A}$	

\*Pulse test: Pulse width 300  $\mu\text{sec}$ . Duty cycle 2%

### Thermal and Mechanical Characteristics

Storage temp range	TSTG	-55°C to +175°C
Operating junction temp range	TJ	-55°C to +175°C
Max thermal resistance	$R_{\theta JC}$	1.8°C/W
Mounting torque		10-15 inch pounds
Weight		.06 ounces (1.8 grams) typical

# MD2401 — MD2406

Figure 1  
Typical Forward Characteristics

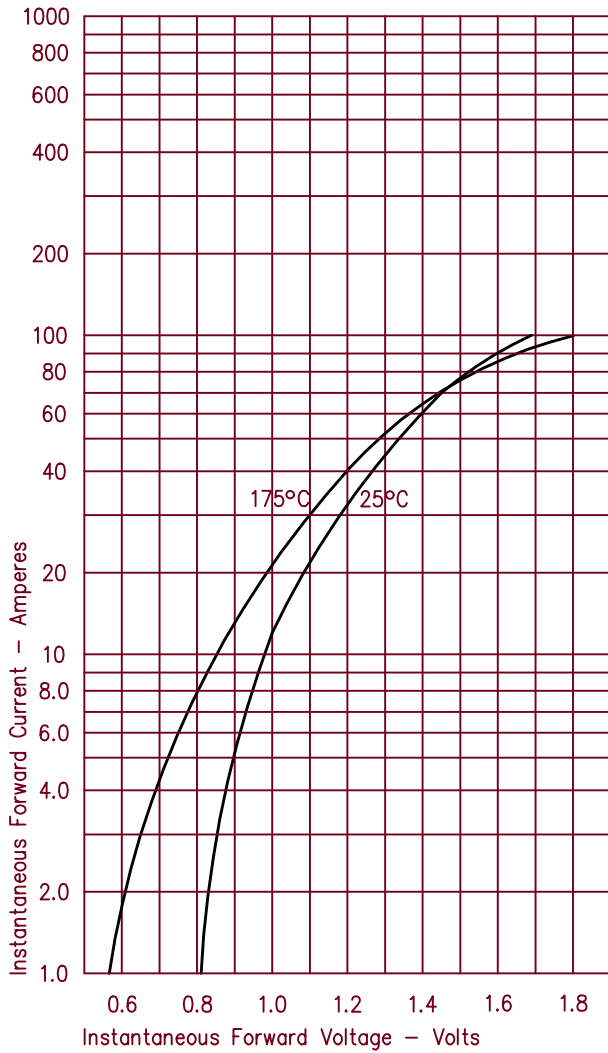


Figure 3  
Forward Current Derating - Standard Polarity

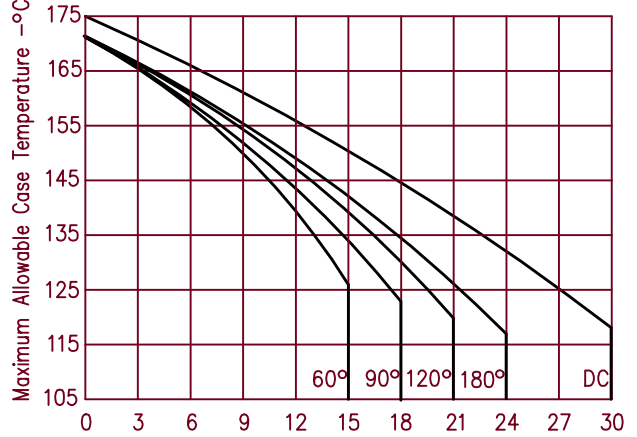


Figure 4  
Maximum Forward Power Dissipation

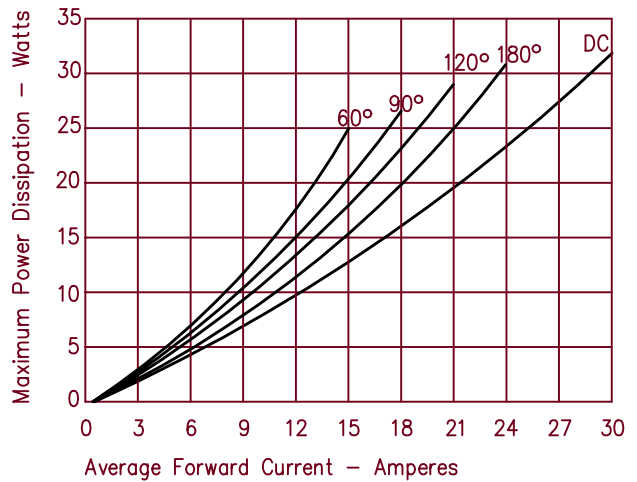


Figure 2  
Typical Reverse Characteristics

