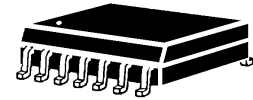




8700 E. Thomas Road
 Scottsdale, AZ 85251
 Tel: (480) 941-6300
 Fax: (480) 947-1503

MMAD1107

Switching Diode Array



FEATURES

- Dual 8 Diode Array
- SOIC 14 pin Surface Mount Package
- UL 94V-0 Flammability Classification

MECHANICAL

- Molded SOIC 14 Pin
- Weight: 0.127 grams (approximate)
- Marking: Logo, device number, date code
- Pin #1 defined by DOT on top of package

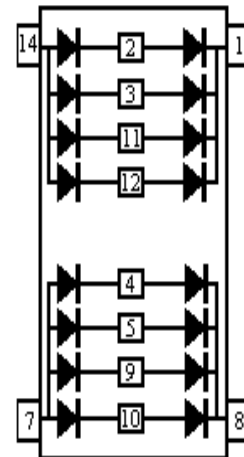
MAXIMUM RATINGS

- Operating Temperatures: -55°C to +150°C
- Storage Temperature: -55°C to +150°C
- Forward Surge Current: 2.0 Amps (8.3 ms)
- Minimum Breakdown Voltage $V_{(BR)}$: 90V
- Working Peak Reverse Voltage V_{RWM} : 75V
- Continuous forward current I_F : 400 mA
- Power dissipation (P_D): 500 mW
- Derating factor: 4.0 mW/°C

PACKAGING

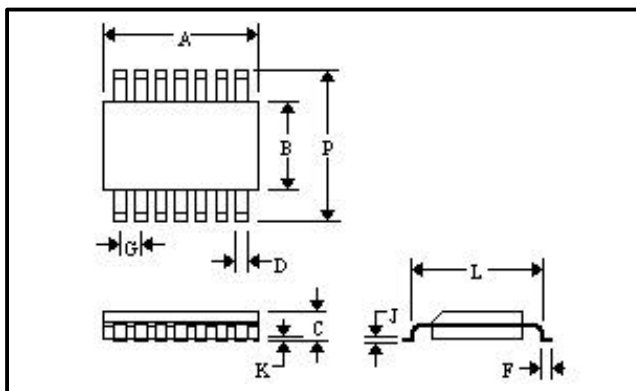
- Tape & Reel EIA Standard 481
- 13 inch reel 2,500 pieces (OPTIONAL)
- Carrier tube 55 pcs per (STANDARD)

CIRCUIT DIAGRAM



ELECTRICAL CHARACTERISTICS @ 25°C Unless otherwise specified

Part Number	$V_{(BR)}$ @100 μ A V	V_{RWM} V	I_R +25°C μ A		I_R +150°C μ A		CAP @0V pF	V_F @ I_F = 10mA V	V_F @ I_F = 100mA V
	MIN	MAX	MAX	@ V_R	MAX	@ V_R	MAX	MAX	MAX
MMAD1107	90	75	.200	20	.300	20	4.0	1.00	1.20



DIM	INCHES		MILLIMETERS	
	MIN	MAX	MIN	MAX
A	0.336	0.344	8.53	8.74
B	0.150	0.158	3.81	4.01
C	0.053	0.069	1.35	1.75
D	0.011	0.021	0.28	0.53
F	0.016	0.050	0.41	1.27
G	0.050 BSC		1.27 BSC	
J	0.006	0.010	0.15	0.25
K	0.004	0.010	0.10	0.20
L	0.189	0.206	4.80	5.23
P	0.228	0.244	5.79	6.19