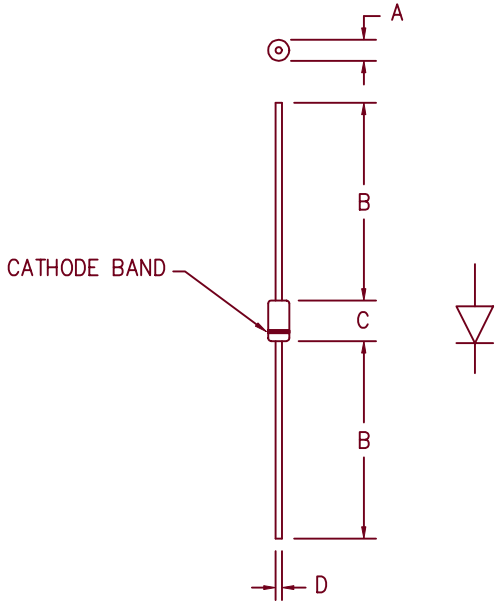


# 8 Amp Schottky Rectifier MS880 — MS8100



Dim.	Inches		Millimeter		Notes
	Minimum	Maximum	Minimum	Maximum	
A	.188	.260	4.78	6.50	Dia.
B	1.00	---	25.4	---	
C	.285	.375	7.24	9.52	
D	.046	.056	1.17	1.42	Dia.

PLASTIC D0201AD

Microsemi Catalog Number	Working Peak Reverse Voltage	Repetitive Peak Reverse Voltage
MS880	80V	80V
MS890	90V	90V
MS8100	100V	100V

- Schottky Barrier Rectifier
- Guard Ring Protection
- 175°C Junction Temperature
- High Current Capability
- $V_{RRM}$  80 to 100 Volts

## Electrical Characteristics

Average forward current	$I_F(AV)$ 8.0 Amps	$T_A = 120^\circ\text{C}$ Square wave, $R_{\theta JL} = 9.0^\circ\text{C/W}$ , $L = 3/8"$
Maximum surge current	$I_F(AV)$ 300 Amps	8.3ms, half sine, $T_J = 175^\circ\text{C}$
Max peak forward voltage	$V_{FM}$ .60 Volts	$I_{FM} = 8.0A; T_J = 175^\circ\text{C}^*$
Max peak forward voltage	$V_{FM}$ .78 Volts	$I_{FM} = 8.0A; T_J = 25^\circ\text{C}^*$
Max peak reverse current	$I_{RM}$ 500 $\mu\text{A}$	$V_{RRM}, T_J = 25^\circ\text{C}$
Typical junction capacitance	$C_J$ 440pF	$V_R = 5.0V, T_J = 25^\circ\text{C}$

\* Pulse test: Pulse width 300  $\mu\text{sec}$ , Duty cycle 2%

## Thermal and Mechanical Characteristics

Storage temperature range	$T_{STG}$	$-55^\circ\text{C}$ to $175^\circ\text{C}$
Operating junction temp range	$T_J$	$-55^\circ\text{C}$ to $175^\circ\text{C}$
Maximum thermal resistance	$L = 3/8"$ $R_{\theta JL}$	$9.0^\circ\text{C/W}$ Junction to Lead
Weight		.032 ounces (1.0 grams) typical

# MS880 — MS8100

Figure 1  
Typical Forward Characteristics

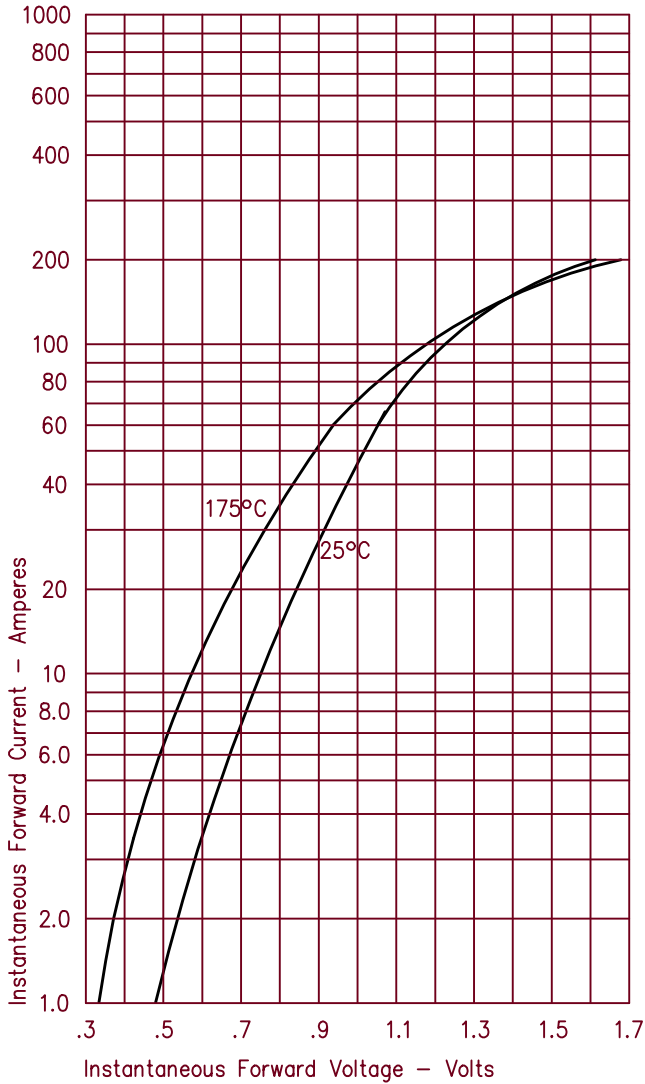


Figure 3  
Typical Junction Capacitance

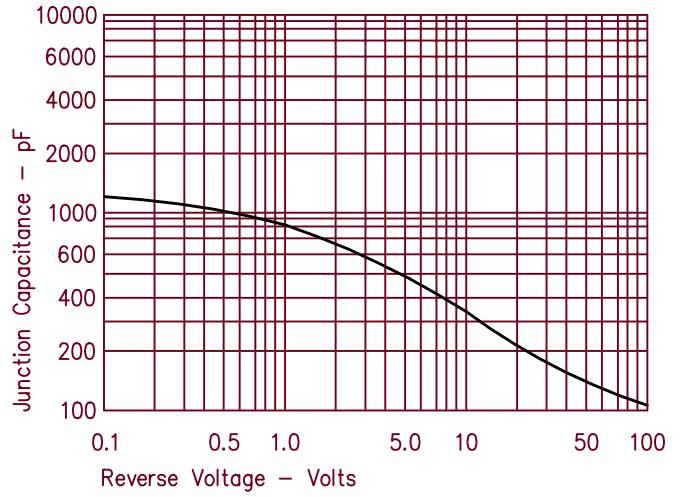


Figure 2  
Typical Reverse Characteristics

