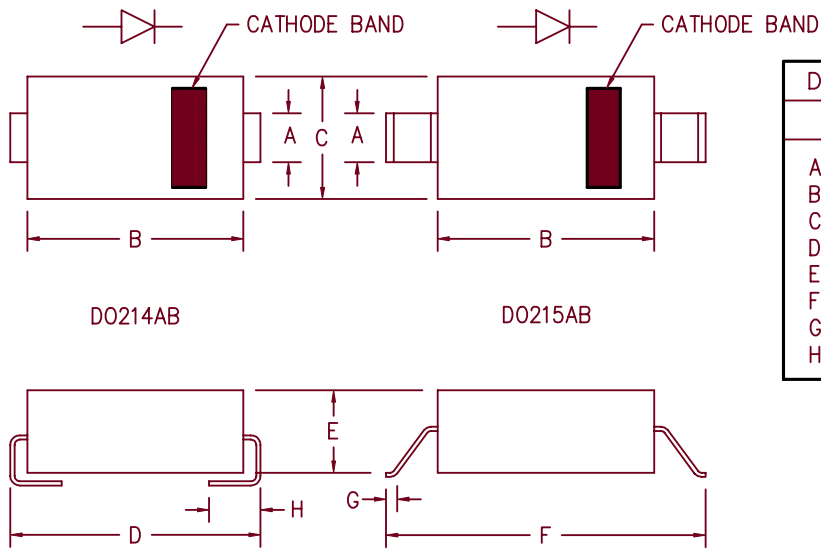


Ultra Fast Recovery Rectifiers UFS560 — UFS580



Dim.	Inches		Millimeter		Notes
	Minimum	Maximum	Minimum	Maximum	
A	.117	.123	2.97	3.12	
B	.260	.280	6.60	7.11	
C	.220	.245	5.59	6.22	
D	.307	.322	7.80	8.18	
E	.075	.095	1.91	2.41	
F	.380	.400	9.65	10.16	
G	.025	.040	.640	1.02	
H	.030	.060	.760	1.52	

Microsemi Catalog Number	Working Peak Reverse Voltage	Repetitive Peak Reverse Voltage
*UFS560	600V	600V
*UFS570	700V	700V
*UFS580	800V	800V

* Add Suffix J for J Lead or G for Gull Wing Lead Configuration

- Ultra Fast Recovery
- 175°C Junction Temperature
- VRRM 600 to 800 Volts
- 5 Amp current rating
- t_{RR} 60nS Max.

Electrical Characteristics		
Average forward current	$I_F(AV)$ 5.0 Amps	Square wave
Maximum surge current	I_{FSM} 175 Amps	8.3ms, half sine, $T_J = 175^\circ C$
Max peak forward voltage	V_{FM} 1.35 Volts	$I_{FM} = 5.0A; T_J = 25^\circ C^*$
Max reverse recovery time	t_{RR} 60 nS	1/2A, 1A, 1/4A, $T_J = 25^\circ C$
Max peak reverse current	I_{RM} 10 μA	$V_{RRM}, T_J = 25^\circ C$
Typical junction capacitance	C_J 32 pF	$V_R = 10V, T_J = 25^\circ C$

*Pulse test: Pulse width 300 μsec , Duty cycle 2%

Thermal and Mechanical Characteristics		
Storage temperature range	T_{STG}	-55°C to 175°C
Operating junction temp range	T_J	-55°C to 175°C
Maximum Thermal Resistance	$R_{\theta JL}$	22°C/W Junction to lead
Weight		.008 ounces (.22 grams) typical

7-11-00 Rev. 2

UFS560 — UFS580

Figure 1
Typical Forward Characteristics

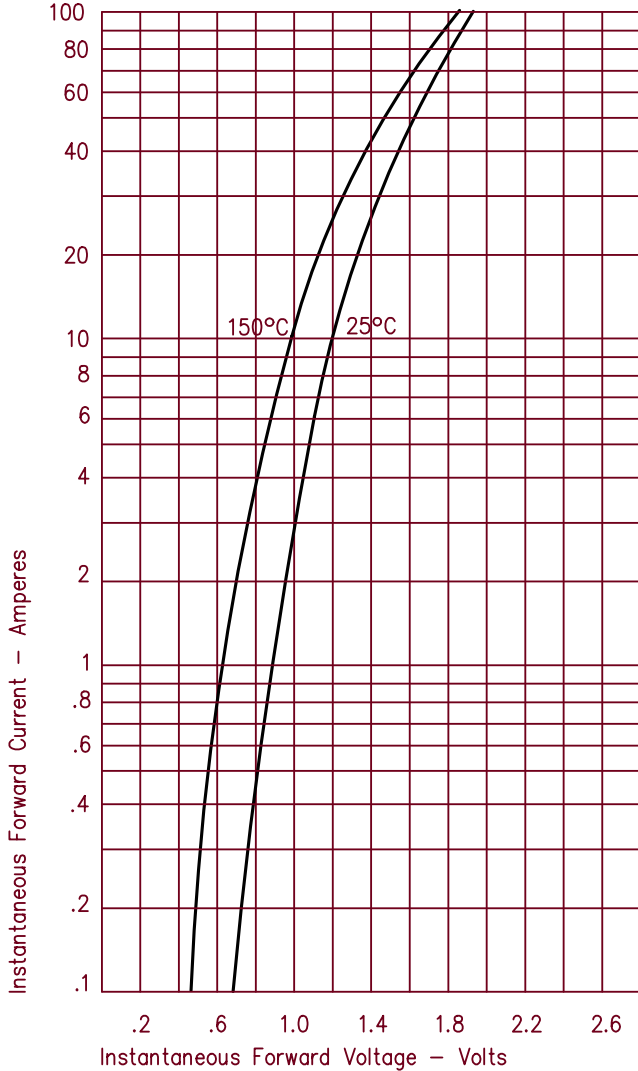


Figure 3
Typical Junction Capacitance

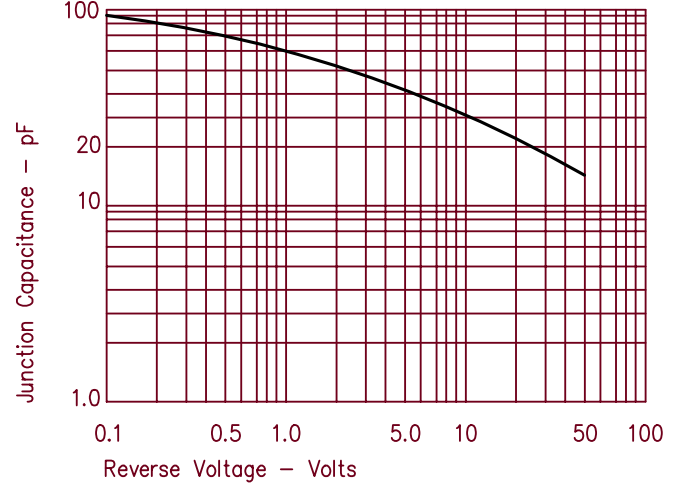


Figure 2
Typical Reverse Characteristics

