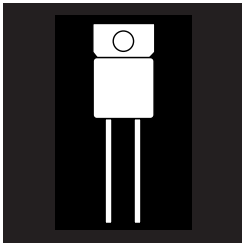


HERMETIC JEDEC TO-257AA HIGH EFFICIENCY, SOFT RECOVERY RECTIFIER



14 Amp, 400 & 600 Volts, 35 nsec trr

FEATURES

- Small Size
- Ultra Fast Recovery
- Soft Recovery Behavior
- Extremely Low Losses At High Switching Speeds
- Low I_{RM} Rating
- Hermetic And Isolated Package
- Available Screened To MIL-S-19500, TX, TXV And S Levels

DESCRIPTION

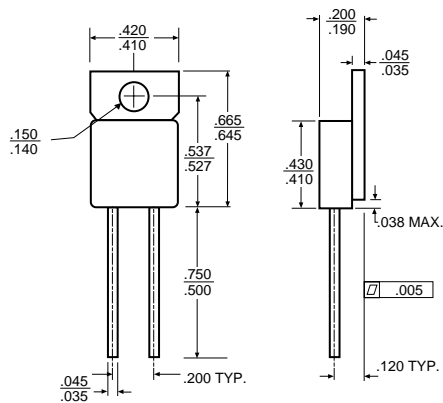
This soft recovery, high speed rectifier is ideally suited for high performance in high voltage switching applications. The performance of this rectifier minimizes losses in power conversion and motor control circuits complementing the switching characteristics of power MOSFETs, IGBTs, and bipolar transistors.

ABSOLUTE MAXIMUM RATINGS $T_C = 25^\circ\text{C}$

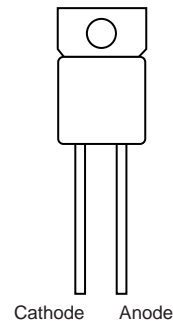
Peak Inverse Voltage	400 & 600 V
Maximum Average D.C. Output Current @ $T_C = 100^\circ\text{C}$	14 A
Surge Current (Non-Repitive 8.3 nsec)	90 A
Thermal Resistance, Junction-To-Case	2.5° C/W
Operating and Storage Temperature Range	-55°C to +150°C

3.2

MECHANICAL OUTLINE



PIN CONNECTION



OM5008ST - OM5009ST

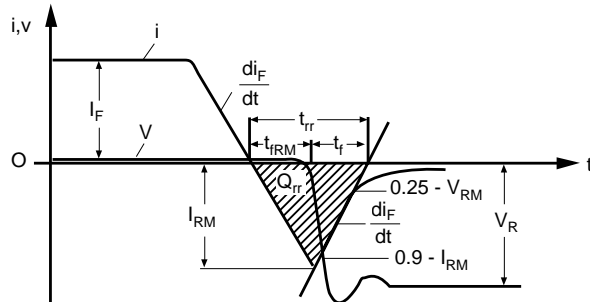
ELECTRICAL CHARACTERISTICS

Type	PIV	Maximum Forward Voltage @ 14 A		Maximum Reverse Current @ .8x PIV		Maximum Reverse Recovery Time
		T _J = 25° C	T _J = 150° C	T _J = 25° C	T _J = 125° C	
OM5008ST	400	1.75 V	1.65 V	100 μA	3.0 mA	35
OM5009ST	600					

TURN-OFF CHARACTERISTICS

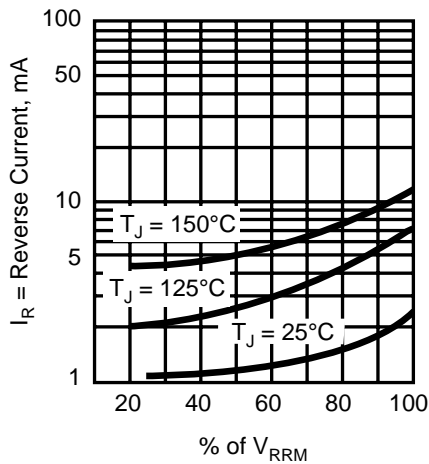
Symbols	Test Conditions	Min.	Typ.	Max.	Units
T _{rr}	I _F = 0.5 A; I _R = 1 A; T _J = 25°C I _F = 1 A; di _F /dt = -15 A/μs; V _R = 30 V; T _J = 25°C	-	-	35	ns
I _{RM}	V _R = 350 V; I _F = 12 A L = .05 μH; T _J = 100°C; di _F /dt = -100 A/μs	-	4	6	A

DEFINITION OF TURN-OFF CHARACTERISTICS



3.2

TYPICAL REVERSE CURRENT



TYPICAL FORWARD VOLTAGE

