

Types OHN3140U, OHS3140U

Electrical Characteristics ($V_{CC} = 4.5 \text{ V to } 24 \text{ V}$, $T_A = 25^\circ \text{ C}$ unless otherwise noted)

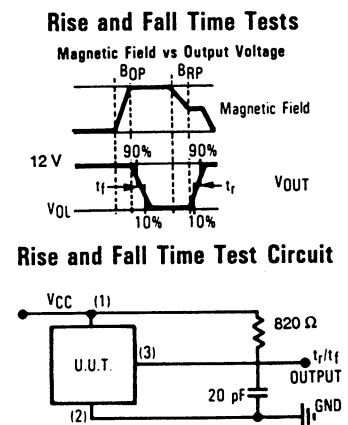
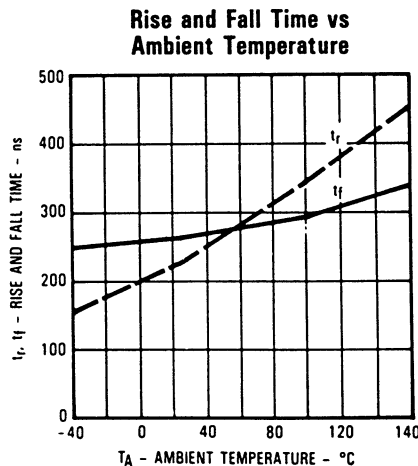
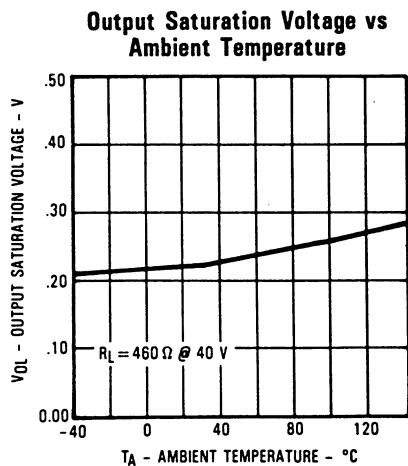
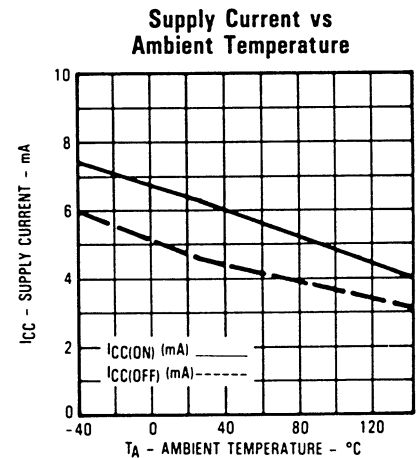
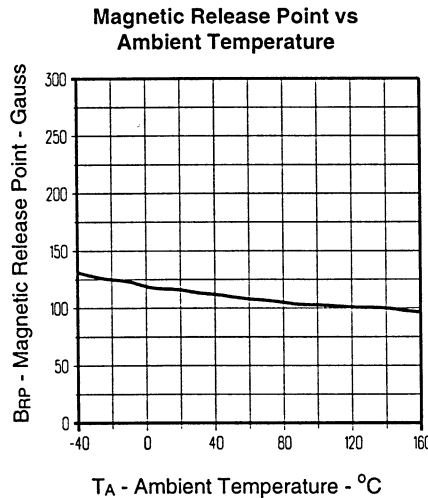
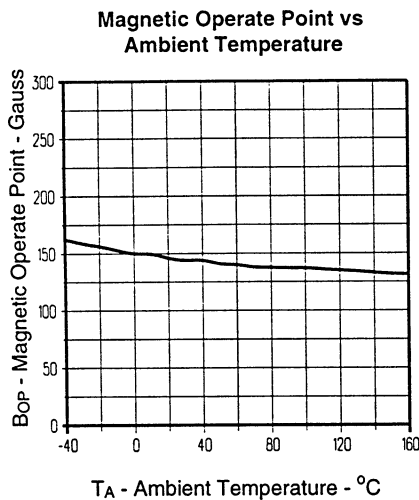
SYMBOL	PARAMETER	MIN	TYP	MAX	UNITS	TEST CONDITIONS
I_{CC}	Supply Current		4	7	mA	$V_{CC} = 24 \text{ V}$, Output Off
V_{OL}	Output Saturation Voltage		100	400	mV	$V_{CC} = 4.5 \text{ V}$, $I_{OL} = 20 \text{ mA}$, $B \geq 200 \text{ Gauss}$
I_{OH}	Output Leakage Current		0.1	10.0	μA	$V_{CC} = 4.5 \text{ V}$, $V_{OUT} = 24 \text{ V}$, $B \leq 50 \text{ Gauss}$
t_r	Output Rise Time		0.21	1.00	μs	$R_L = 820 \Omega$, $C_L = 20 \text{ pF}$
t_f	Output Fall Time		0.25	1.00	μs	

Magnetic Characteristics

CHARACTERISTICS	SYMBOL	$T_A = 25^\circ \text{ C}$		$T_A = -20^\circ \text{ C to } 85^\circ \text{ C}$		$T_A = -40^\circ \text{ C to } 125^\circ \text{ C}$		UNITS
		MIN	MAX	MIN	MAX	MIN	MAX	
Operate Point ⁽²⁾	BOP	70	200	45	260	45	270	G
Release Point	BRP	50	180	25	240	25	250	G
Hysteresis	BH	20		20		20		G

(2) South pole facing symbolized surface.

Typical Performance Curves



HALL EFFECT SENSORS