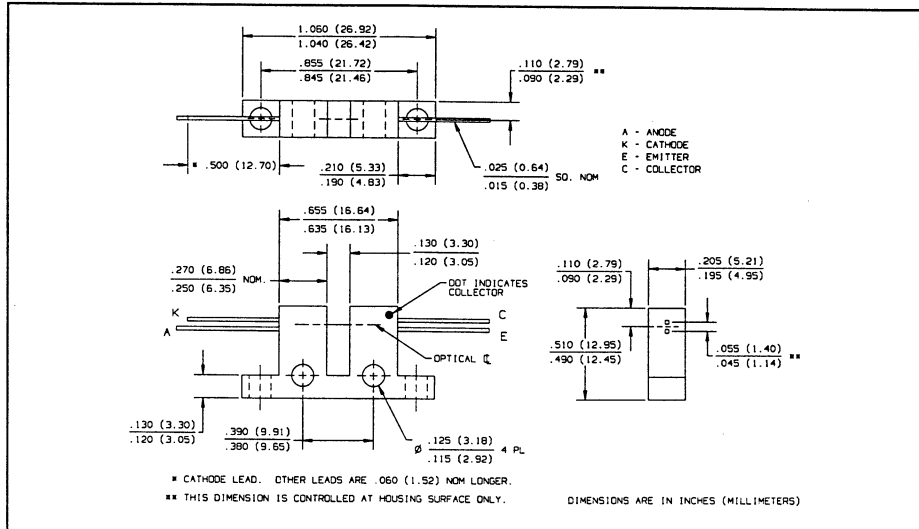



Slotted Optical Switch Type OPB806



Features

- Non-contact switching
- Base or side mounting
- 0.125" (3.18 mm) wide slot
- Fast switching speed

Description

The OPB806 consists of an infrared emitting diode and an NPN silicon phototransistor mounted in a low cost plastic housing on opposite sides of a 0.125" (3.18 mm) wide slot. Phototransistor switching takes place whenever an opaque object passes through the slot.

Absolute Maximum Ratings ($T_A = 25^\circ\text{C}$ unless otherwise noted)

Storage and Operating Temperature -40°C to $+85^\circ\text{C}$
 Lead Soldering Temperature [1/16 inch (1.6 mm) from case for 5 sec. with soldering iron] $240^\circ\text{C}^{(1)}$

Input Diode

Continuous Forward Current 50 mA
 Peak Forward Current (1 μs pulse width, 300 pps) 3.0 A
 Reverse Voltage 2.0 V
 Power Dissipation 100 mW⁽²⁾

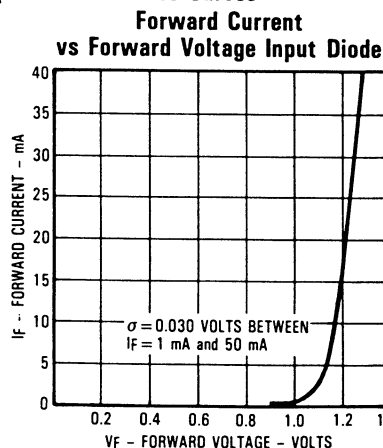
Output Phototransistor

Collector-Emitter Voltage 30 V
 Emitter-Collector Voltage 5.0 V
 Power Dissipation 100 mW⁽²⁾

Notes:

- (1) RMA flux is recommended. Duration can be extended to 10 sec. max when flow soldering.
- (2) Derate linearly 1.67 mW/ $^\circ\text{C}$ above 25°C .
- (3) Methanol or isopropanol are recommended as cleaning agents. Plastic housing is soluble in chlorinated hydrocarbons and ketones.
- (4) All parameters tested using pulse technique.

Typical Performance Curves



Type OPB806

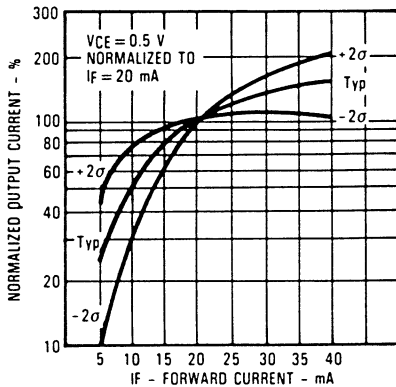
Electrical Characteristics ($T_A = 25^\circ\text{C}$ unless otherwise noted)

SYMBOL	PARAMETER	MIN	MAX	UNITS	TEST CONDITIONS
Input Diode					
V_F	Forward Voltage		1.70	V	$I_F = 20\text{ mA}$
I_R	Reverse Current		100	μA	$V_R = 2\text{ V}$
Output Phototransistor					
$V_{(BR)CEO}$	Collector-Emitter Breakdown Voltage	30		V	$I_C = 100\ \mu\text{A}$
$V_{(BR)ECO}$	Emitter-Collector Breakdown Voltage	5.0		V	$I_E = 100\ \mu\text{A}$
I_{CEO}	Collector-Emitter Dark Current		100	nA	$V_{CE} = 10\text{ V}, I_F = 0, E_e = 0$
Coupled					
$V_{CE(SAT)}$	Collector-Emitter Saturation Voltage		0.50	V	$I_C = 200\ \mu\text{A}, I_F = 20\text{ mA}$
$I_{C(ON)}$	On-State Collector Current	0.40		mA	$V_{CE} = 0.5\text{ V}, I_F = 20\text{ mA}$

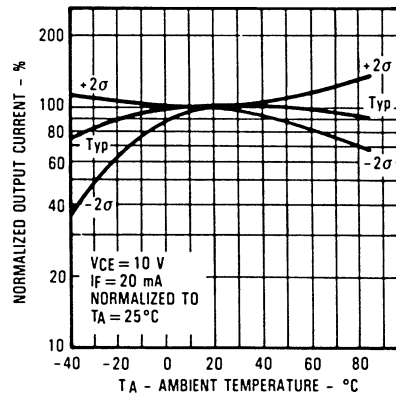
SLOTTED OPTICAL SWITCHES

Typical Performance Curves

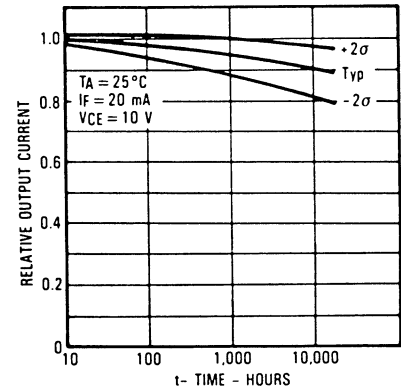
Normalized Output Current vs Forward Current



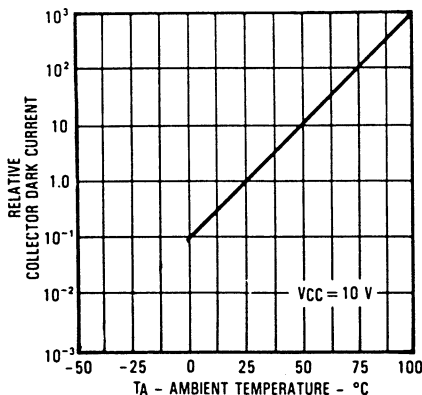
Normalized Output Current vs Ambient Temperature



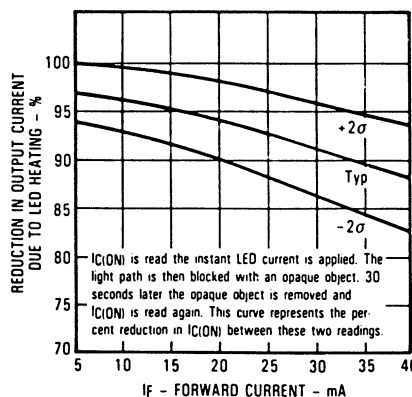
Relative Output Current vs Time



Relative Collector Dark Current vs Ambient Temperature



Reduction in Output Current Due to LED Heating vs Forward Current



Rise and Fall Time vs Load Resistance

