

2SB943

Silicon PNP epitaxial planar type

For power switching

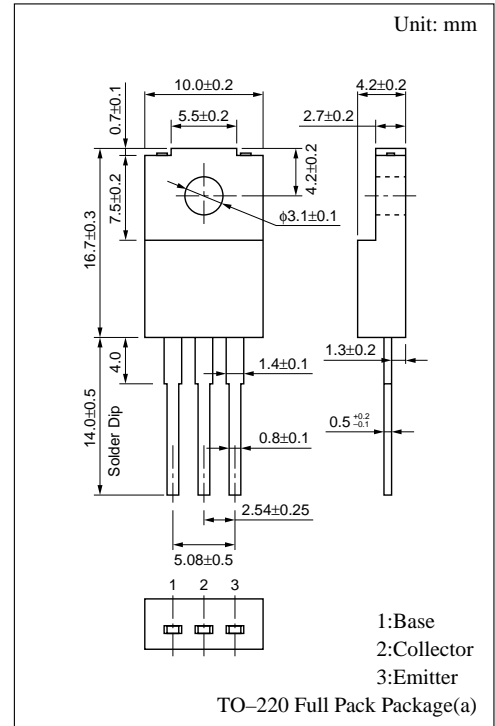
Complementary to 2SD1268

Features

- Low collector to emitter saturation voltage $V_{CE(sat)}$
- Satisfactory linearity of forward current transfer ratio h_{FE}
- Large collector current I_C
- Full-pack package which can be installed to the heat sink with one screw

Absolute Maximum Ratings ($T_C=25^\circ C$)

Parameter	Symbol	Ratings	Unit
Collector to base voltage	V_{CBO}	-130	V
Collector to emitter voltage	V_{CEO}	-80	V
Emitter to base voltage	V_{EBO}	-7	V
Peak collector current	I_{CP}	-6	A
Collector current	I_C	-3	A
Collector power dissipation	P_C	$T_C=25^\circ C$	30
		$T_a=25^\circ C$	2
Junction temperature	T_j	150	$^\circ C$
Storage temperature	T_{stg}	-55 to +150	$^\circ C$



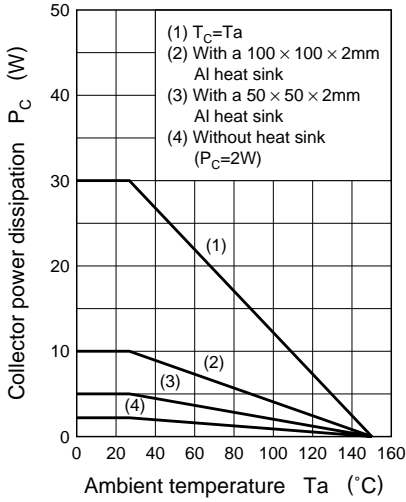
Electrical Characteristics ($T_C=25^\circ C$)

Parameter	Symbol	Conditions	min	typ	max	Unit
Collector cutoff current	I_{CBO}	$V_{CB} = -100V, I_E = 0$			-10	μA
Emitter cutoff current	I_{EBO}	$V_{EB} = -5V, I_C = 0$			-50	μA
Collector to emitter voltage	V_{CEO}	$I_C = -10mA, I_B = 0$	-80			V
Forward current transfer ratio	h_{FE1}	$V_{CE} = -2V, I_C = -0.1A$	45			
	h_{FE2}^*	$V_{CE} = -2V, I_C = -0.5A$	90		260	
Collector to emitter saturation voltage	$V_{CE(sat)}$	$I_C = -2A, I_B = -0.1A$			-0.5	V
Base to emitter saturation voltage	$V_{BE(sat)}$	$I_C = -2A, I_B = -0.1A$			-1.5	V
Transition frequency	f_T	$V_{CE} = -10V, I_C = -0.5A, f = 10MHz$		30		MHz
Turn-on time	t_{on}	$I_C = -0.5A, I_{B1} = -50mA, I_{B2} = 50mA$		0.3		μs
Storage time	t_{stg}			1.1		μs
Fall time	t_f			0.3		μs

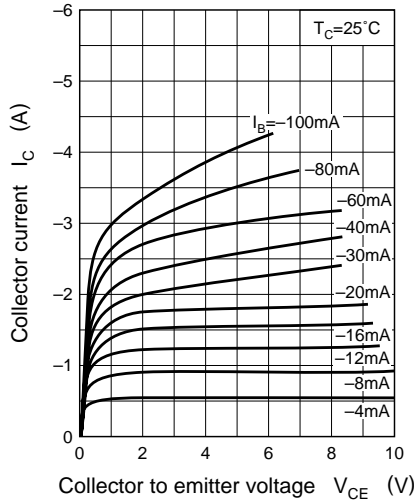
* h_{FE2} Rank classification

Rank	Q	P
h_{FE2}	90 to 180	130 to 260

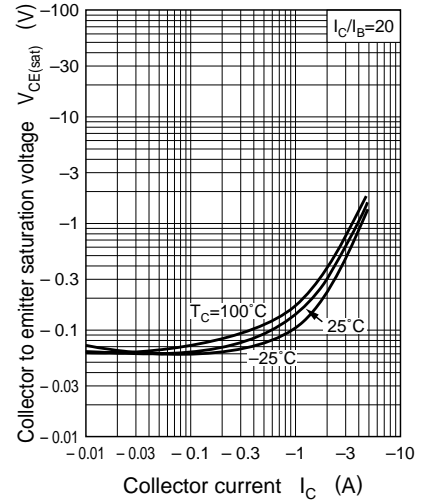
$P_C - T_a$



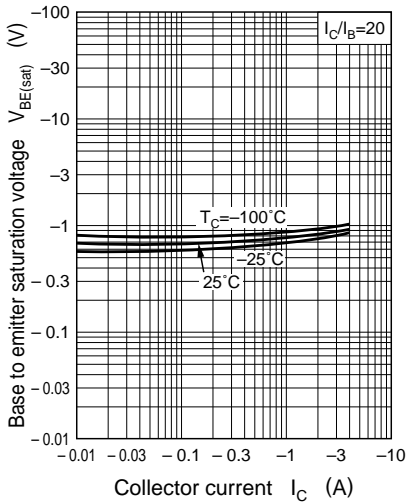
$I_C - V_{CE}$



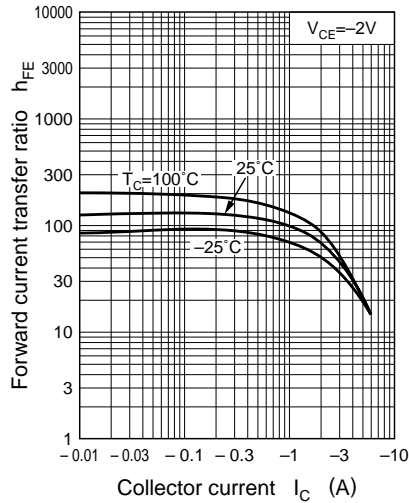
$V_{CE(sat)} - I_C$



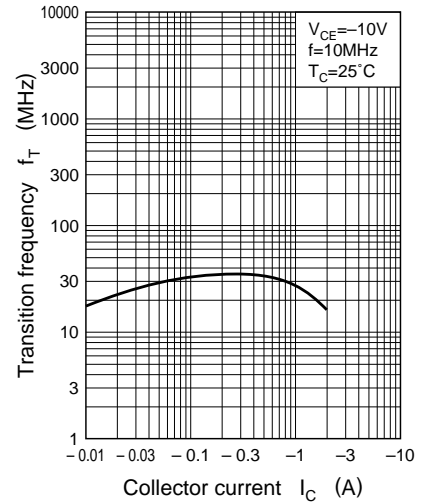
$V_{BE(sat)} - I_C$



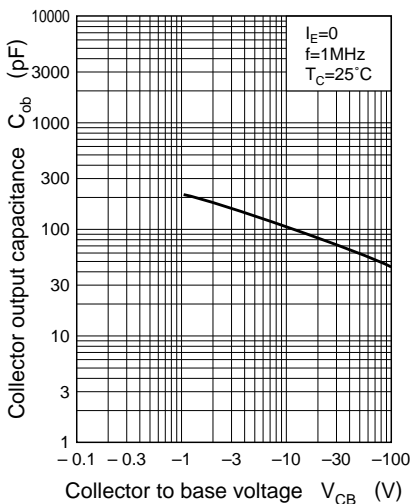
$h_{FE} - I_C$



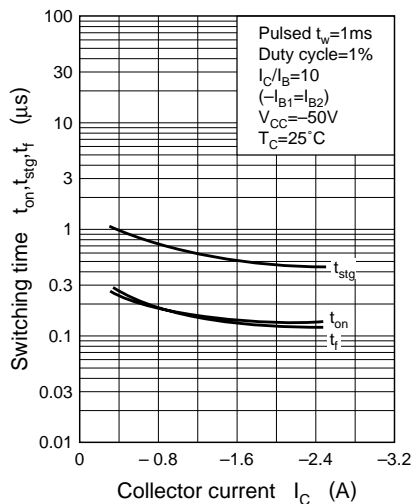
$f_T - I_C$



$C_{ob} - V_{CB}$



$t_{on}, t_{stg}, t_f - I_C$



Area of safe operation (ASO)

