

LNA2701L

GaAs Bi-directional Infrared Light Emitting Diode

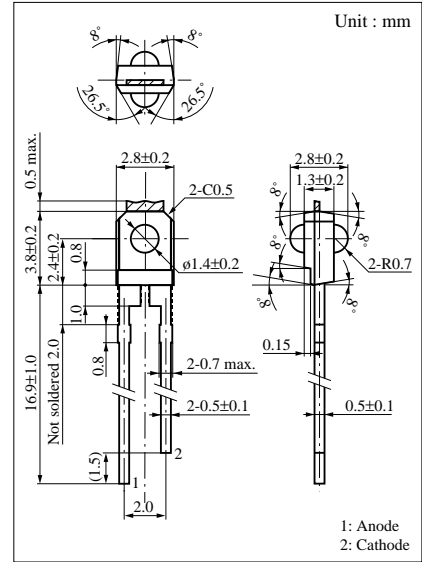
For light source of VCR (VHS System)

■ Features

- Two-way directivity
- High-power output, high-efficiency : $P_O = 1.8$ mW (min.)
- Small resin package
- Long lifetime, high reliability
- Thin type package modified from LN59

■ Applications

- Light source for tape end sensor of VCR and video camera recorder of VHS system
- Light source for 2-bit photo sensor



■ Absolute Maximum Ratings (Ta = 25°C)

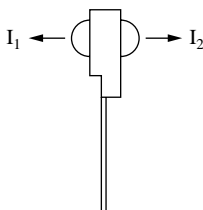
Parameter	Symbol	Ratings	Unit
Power dissipation	P_D	75	mW
Forward current (DC)	I_F	50	mA
Pulse forward current	I_{FP}^*	1	A
Reverse voltage (DC)	V_R	3	V
Operating ambient temperature	T_{opr}	-25 to +65	°C
Storage temperature	T_{stg}	-30 to +85	°C

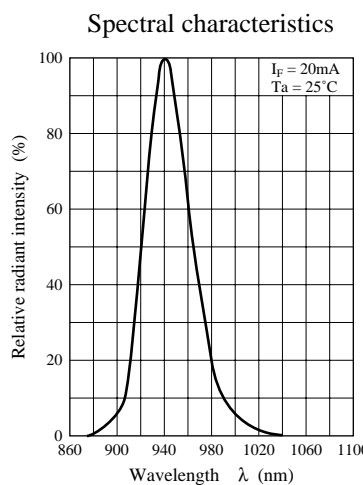
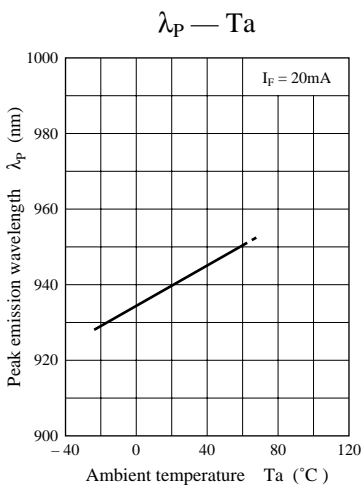
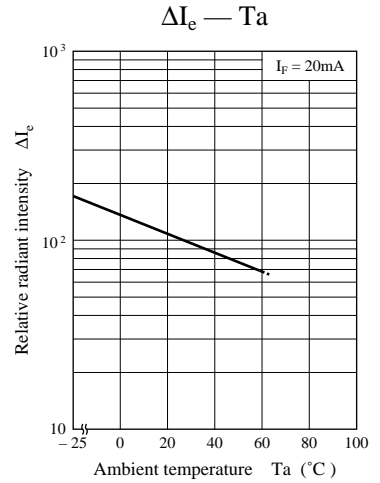
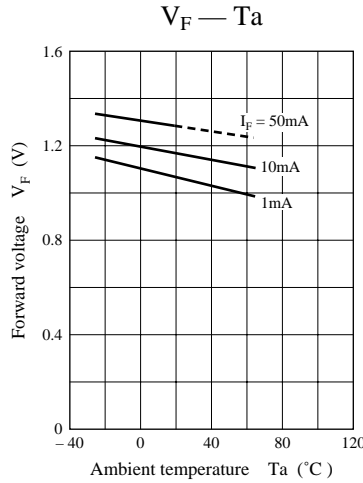
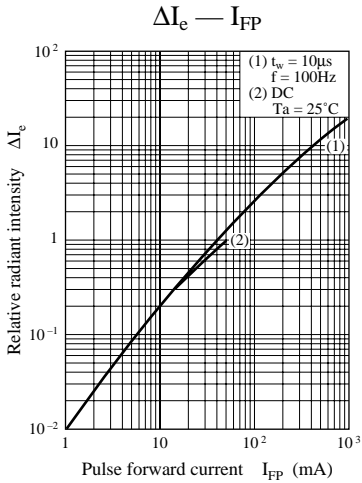
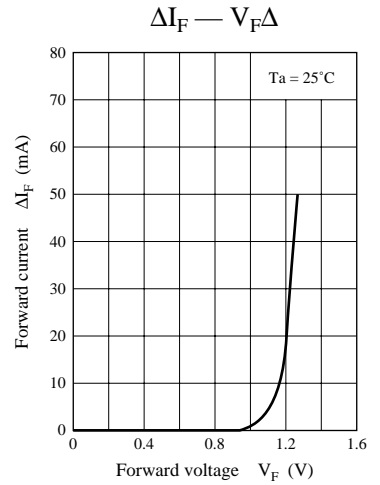
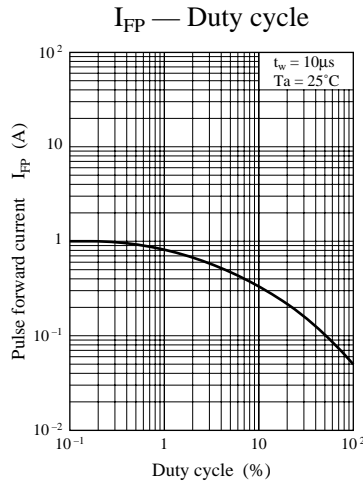
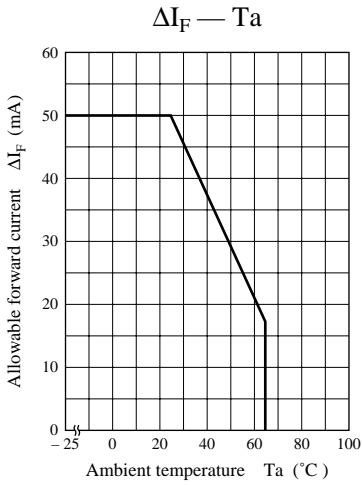
* $f = 100$ Hz, Duty cycle = 0.1 %

■ Electro-Optical Characteristics (Ta = 25°C)

Parameter	Symbol	Conditions	min	typ	max	Unit
Radiant intensity at center	I_e^*	$I_F = 50\text{mA}$	1.2			mW/sr
Peak emission wavelength	λ_p	$I_F = 20\text{mA}$		940		nm
Spectral half band width	$\Delta\lambda$	$I_F = 20\text{mA}$		50		nm
Forward voltage (DC)	V_F	$I_F = 50\text{mA}$		1.3	1.5	V
Reverse current (DC)	I_R	$V_R = 3\text{V}$			10	μA
Capacitance between pins	C_t	$V_R = 0\text{V}$, $f = 1\text{MHz}$		35		pF

* Radiant intensity I_e shows each value of intensity I_1 and I_2 in two directions.





θ Direction light distribution characteristics

