

PNA2803M

Darlington Phototransistor

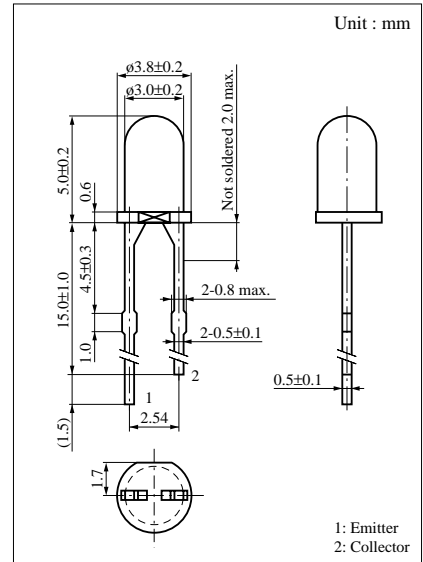
For optical control systems

■ Features

- Darlington output, high sensitivity
- Easy to combine with red and infrared light emitting diodes
- ø 3 plastic package

■ Absolute Maximum Ratings (Ta = 25°C)

Parameter	Symbol	Ratings	Unit
Collector to emitter voltage	V_{CEO}	20	V
Emitter to collector voltage	V_{ECO}	5	V
Collector current	I_C	30	mA
Collector power dissipation	P_C	100	mW
Operating ambient temperature	T_{opr}	-25 to +80	°C
Storage temperature	T_{stg}	-30 to +100	°C

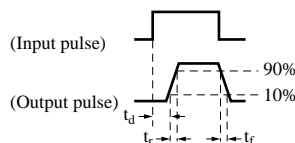
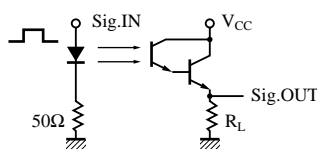


■ Electro-Optical Characteristics (Ta = 25°C)

Parameter	Symbol	Conditions	min	typ	max	Unit
Dark current	I_{CEO}	$V_{CE} = 10V$			0.5	μA
Collector photo current	$I_{CE(L)}^{*3}$	$V_{CE} = 10V, L = 2 \text{ lx}^{*1}$	0.05		1.5	mA
Peak sensitivity wavelength	λ_P	$V_{CE} = 10V$		850		nm
Acceptance half angle	θ	Measured from the optical axis to the half power point		30		deg.
Response time	t_r, t_f^{*2}	$V_{CC} = 10V, I_{CE(L)} = 1mA, R_L = 100\Omega$		150		μs
Collector saturation voltage	$V_{CE(sat)}$	$I_{CE(L)} = 1mA, L = 100 \text{ lx}^{*1}$		0.7	1.5	V

*1 Measurements were made using a tungsten lamp (color temperature T = 2856K) as a light source.

*2 Switching time measurement circuit



t_d : Delay time

t_r : Rise time (Time required for the collector photo current to increase from 10% to 90% of its final value)

t_f : Fall time (Time required for the collector photo current to decrease from 90% to 10% of its initial value)

*3 $I_{CE(L)}$ Classifications

Class	Q	R	S
$I_{CE(L)}$ (mA)	0.05 to 0.25	0.18 to 0.8	0.7 to 1.5

