

# 2SK2375

## Silicon N-Channel Power F-MOS FET

### ■ Features

- Avalanche energy capacity guaranteed
- High-speed switching
- Low ON-resistance
- No secondary breakdown

### ■ Applications

- Contactless relay
- Diving circuit for a solenoid
- Driving circuit for a motor
- Control equipment
- Switching power supply

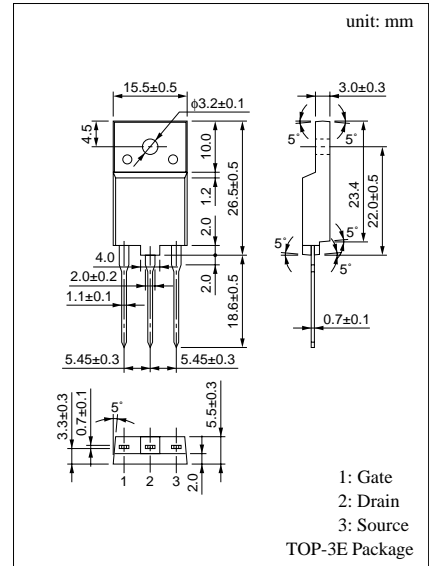
### ■ Absolute Maximum Ratings ( $T_C = 25^\circ\text{C}$ )

Parameter	Symbol	Rated	Unit
Drain to Source breakdown voltage	$V_{DSS}$	900	V
Gate to Source voltage	$V_{GSS}$	$\pm 30$	V
Drain current	DC	$I_D$	$\pm 8$ A
	Pulse	$I_{DP}$	$\pm 16$ A
Avalanche energy capacity	EAS*	60	mJ
Allowable power dissipation	$T_C = 25^\circ\text{C}$	$P_D$	100 W
	$T_a = 25^\circ\text{C}$		3 W
Channel temperature	$T_{ch}$	150	$^\circ\text{C}$
Storage temperature	$T_{stg}$	-55 to +150	$^\circ\text{C}$

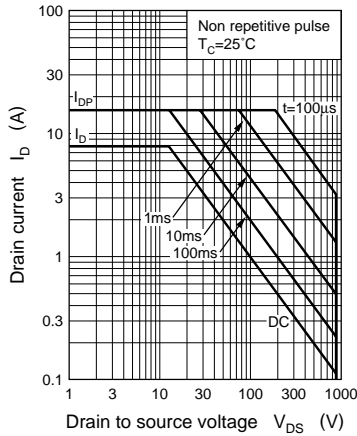
\*  $L = 1.9\text{mH}$ ,  $I_L = 8\text{A}$ , 1 pulse

### ■ Electrical Characteristics ( $T_C = 25^\circ\text{C}$ )

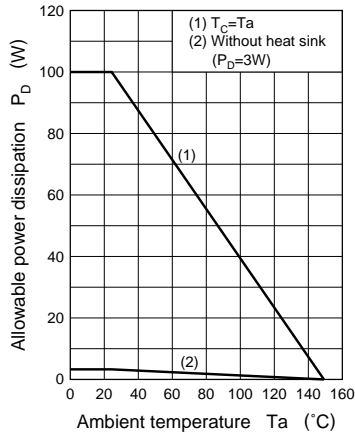
Parameter	Symbol	Conditions	min	typ	max	Unit	
Drain to Source cut-off current	$I_{DSS}$	$V_{DS} = 720\text{V}$ , $V_{GS} = 0$			100	$\mu\text{A}$	
Gate to Source leakage current	$I_{GSS}$	$V_{GS} = \pm 30\text{V}$ , $V_{DS} = 0$			$\pm 1$	$\mu\text{A}$	
Drain to Source breakdown voltage	$V_{DSS}$	$I_D = 1\text{mA}$ , $V_{GS} = 0$	900			V	
Gate threshold voltage	$V_{th}$	$V_{DS} = 25\text{V}$ , $I_D = 1\text{mA}$	2		5	V	
Drain to Source ON-resistance	$R_{DS(on)}$	$V_{GS} = 10\text{V}$ , $I_D = 4\text{A}$		1.3	1.7	$\Omega$	
Forward transfer admittance	$ Y_{fs} $	$V_{DS} = 25\text{V}$ , $I_D = 4\text{A}$	3	5.5		S	
Diode forward voltage	$V_{DSF}$	$I_{DR} = 8\text{A}$ , $V_{GS} = 0$			-1.6	V	
Input capacitance (Common Source)	$C_{iss}$	$V_{DS} = 20\text{V}$ , $V_{GS} = 0$ , $f = 1\text{MHz}$		1800		pF	
Output capacitance (Common Source)	$C_{oss}$				200		pF
Reverse transfer capacitance (Common Source)	$C_{rss}$				90		pF
Turn-on time (delay time)	$t_{d(on)}$				30		ns
Rise time	$t_r$	$V_{DD} = 200\text{V}$ , $I_D = 4\text{A}$		70		ns	
Fall time	$t_f$	$V_{GS} = 10\text{V}$ , $R_L = 50\Omega$		80		ns	
Turn-off time (delay time)	$t_{d(off)}$			250		ns	
Thermal resistance between channel and case	$R_{th(ch-c)}$				1.25	$^\circ\text{C/W}$	
Thermal resistance between channel and atmosphere	$R_{th(ch-a)}$				41.67	$^\circ\text{C/W}$	



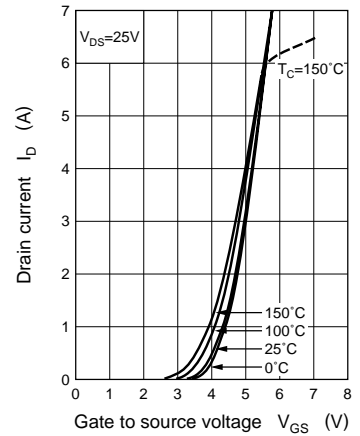
Area of safe operation (ASO)



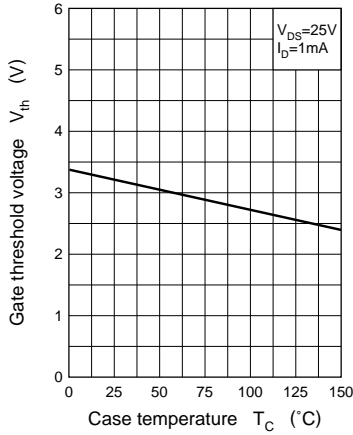
$P_D - T_a$



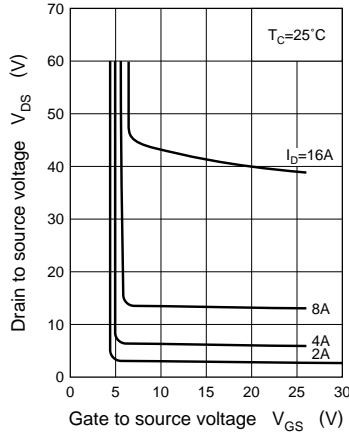
$I_D - V_{GS}$



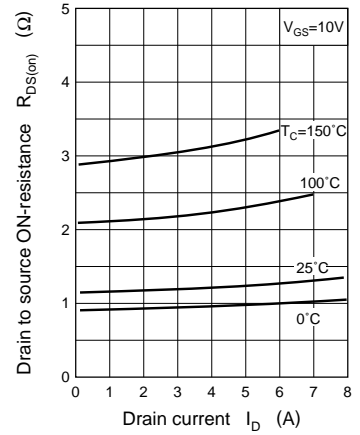
$V_{th} - T_C$



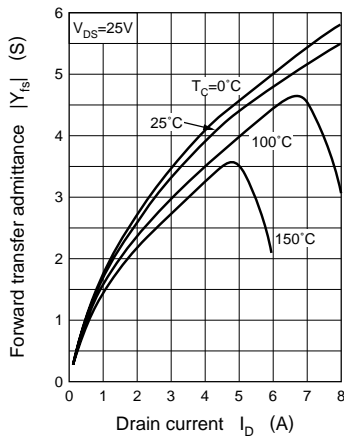
$V_{DS} - V_{GS}$



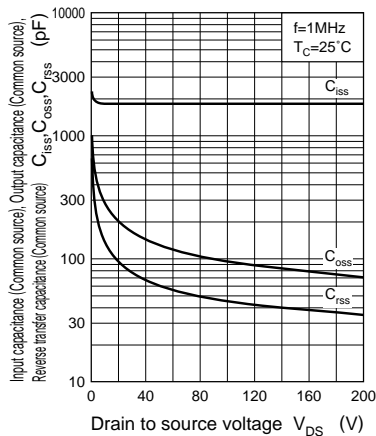
$R_{DS(on)} - I_D$



$|Y_{fs}| - I_D$



$C_{iss}, C_{oss}, C_{rss} - V_{DS}$



$t_{on}, t_f, t_{d(off)} - I_D$

