

2SK2573 (Tentative)

Silicon N-Channel Power F-MOS FET

■ Features

- Avalanche energy capacity guaranteed
- High-speed switching
- Low ON-resistance
- No secondary breakdown

■ Applications

- Contactless relay
- Diving circuit for a solenoid
- Driving circuit for a motor
- Control equipment
- Switching power supply

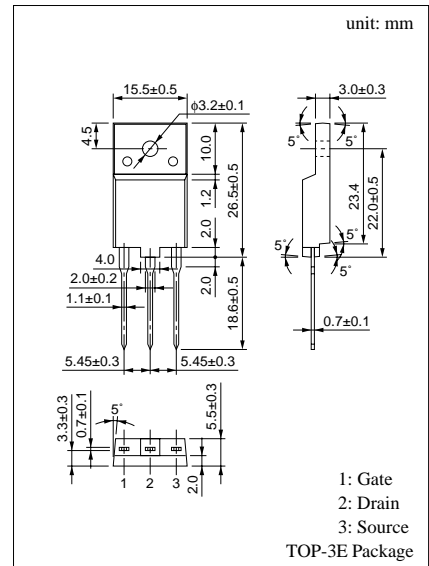
■ Absolute Maximum Ratings ($T_C = 25^\circ\text{C}$)

Parameter	Symbol	Ratings	Unit
Drain to Source breakdown voltage	V_{DSS}	500	V
Gate to Source voltage	V_{GSS}	± 30	V
Drain current	DC	I_D	± 20 A
	Pulse	I_{DP}	± 40 A
Avalanche energy capacity	EAS*	20	mJ
Allowable power dissipation	$T_C = 25^\circ\text{C}$	P_D	100 W
	$T_a = 25^\circ\text{C}$		3 W
Channel temperature	T_{ch}	150	$^\circ\text{C}$
Storage temperature	T_{stg}	-55 to +150	$^\circ\text{C}$

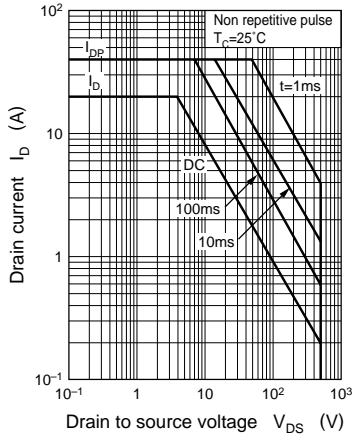
* $L = 0.1\text{mH}$, $I_L = 20\text{A}$, 1 pulse

■ Electrical Characteristics ($T_C = 25^\circ\text{C}$)

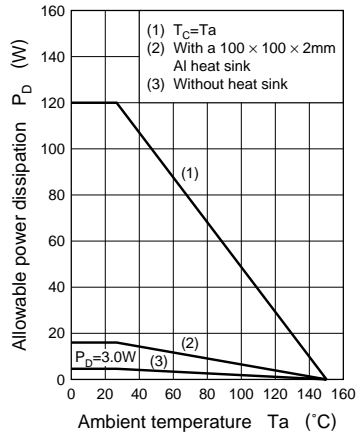
Parameter	Symbol	Conditions	min	typ	max	Unit
Drain to Source cut-off current	I_{DSS}	$V_{DS} = 400\text{V}$, $V_{GS} = 0$			100	μA
Gate to Source leakage current	I_{GSS}	$V_{GS} = \pm 20\text{V}$, $V_{DS} = 0$			± 1	μA
Drain to Source breakdown voltage	V_{DSS}	$I_D = 1\text{mA}$, $V_{GS} = 0$	500			V
Gate threshold voltage	V_{th}	$V_{DS} = 25\text{V}$, $I_D = 1\text{mA}$	1		5	V
Drain to Source ON-resistance	$R_{DS(on)}$	$V_{GS} = 10\text{V}$, $I_D = 10\text{A}$		0.32	0.4	Ω
Forward transfer admittance	$ Y_{fs} $	$V_{DS} = 25\text{V}$, $I_D = 10\text{A}$	7.2	12		S
Diode forward voltage	V_{DSF}	$I_{DR} = 20\text{A}$, $V_{GS} = 0$			-2.8	V
Input capacitance (Common Source)	C_{iss}	$V_{DS} = 20\text{V}$, $V_{GS} = 0$, $f = 1\text{MHz}$		3000		pF
Output capacitance (Common Source)	C_{oss}		430		pF	
Reverse transfer capacitance (Common Source)	C_{rss}		175		pF	
Turn-on time	t_{on}	$V_{DD} = 150\text{V}$, $I_D = 10\text{A}$ $V_{GS} = 10\text{V}$, $R_L = 15\Omega$		150		ns
Fall time	t_f		140		ns	
Turn-off time (delay time)	$t_{d(off)}$		480		ns	
Thermal resistance between channel and case	$R_{th(ch-c)}$				1.25	$^\circ\text{C/W}$
Thermal resistance between channel and atmosphere	$R_{th(ch-a)}$				41.67	$^\circ\text{C/W}$



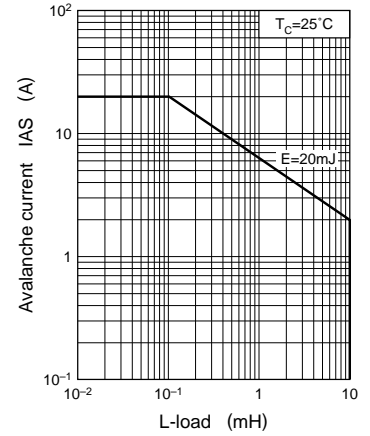
Area of safe operation (ASO)



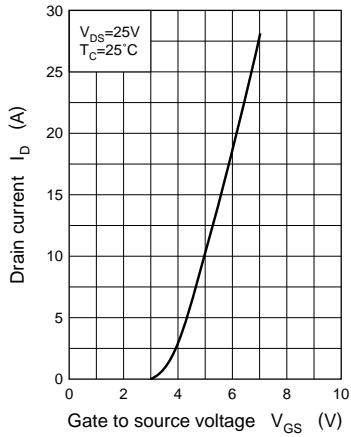
$P_D - T_a$



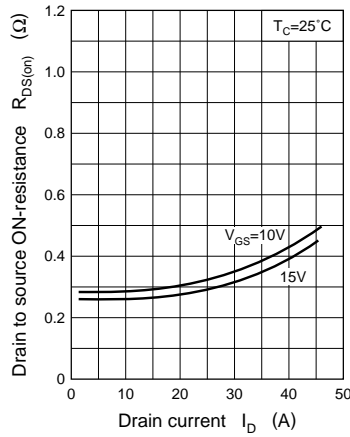
IAS — L-load



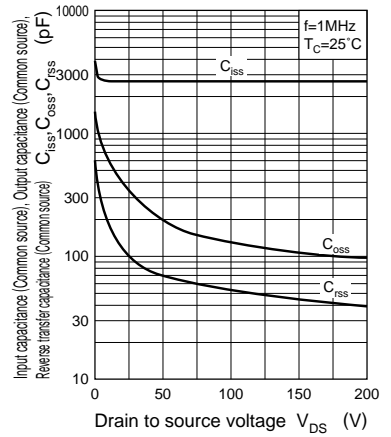
$I_D - V_{GS}$



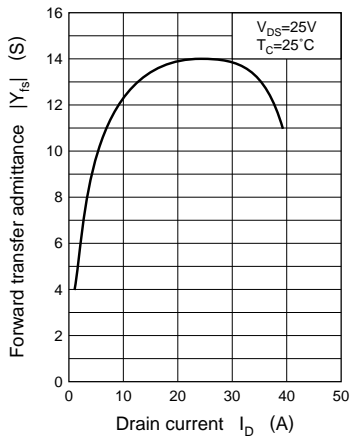
$R_{DS(on)} - I_D$



$C_{iss}, C_{oss}, C_{rss} - V_{DS}$



$|Y_{fs}| - I_D$



$t_{on}, t_f, t_{d(off)} - I_D$

