

UN230

Transistor array to drive the small motor

■ Features

- Small and lightweight
- Low power consumption
- Low-voltage drive
- With 4 elements incorporated

■ Applications

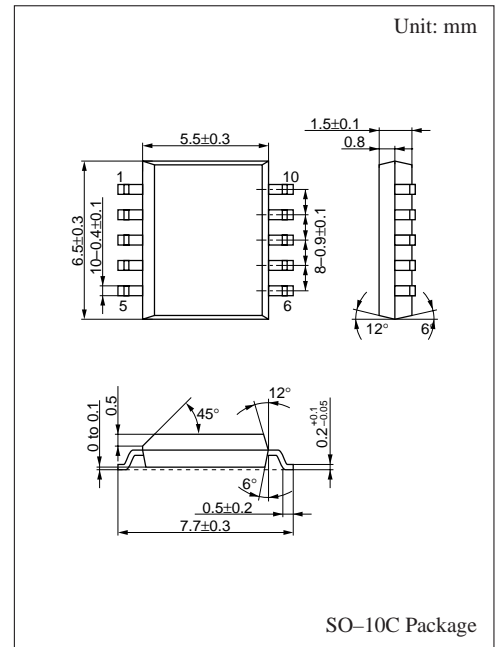
- For motor drives
- Small motor drive circuits in general

■ Absolute Maximum Ratings (Ta=25±3°C)

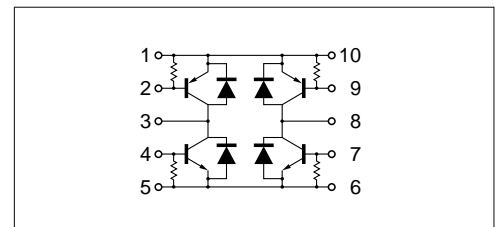
Parameter	Symbol	Ratings	Unit
Collector to base voltage	V_{CBO}	±10	V
Collector to emitter voltage	V_{CEO}	±10	V
Collector current	I_C	±3	A
Peak collector current	I_{CP}	±4	A
Total power dissipation	P_T^*	0.5	W
Junction temperature	T_j	150	°C
Storage temperature	T_{stg}	-55 to +150	°C

Note: ± marks used above: +: NPN part, -: PNP part

* $T_C = 25^\circ\text{C}$ only when the elements are active



Internal Connection

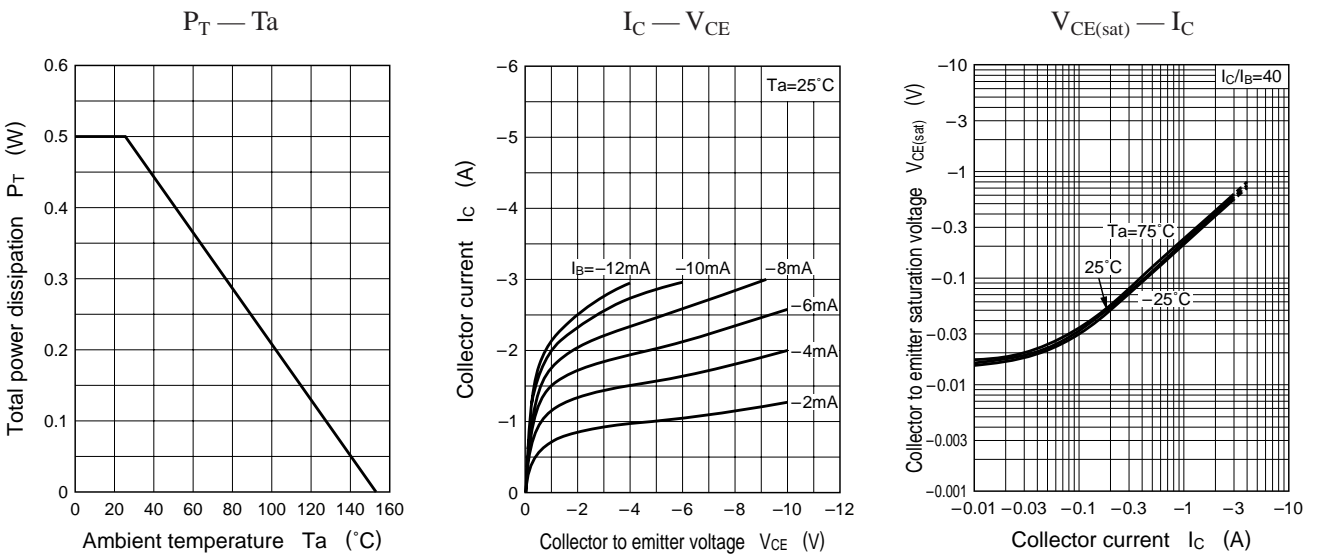


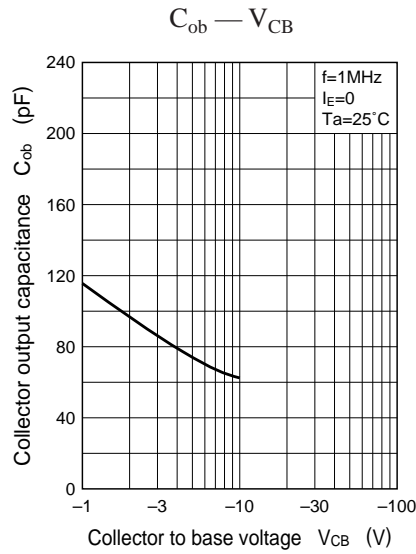
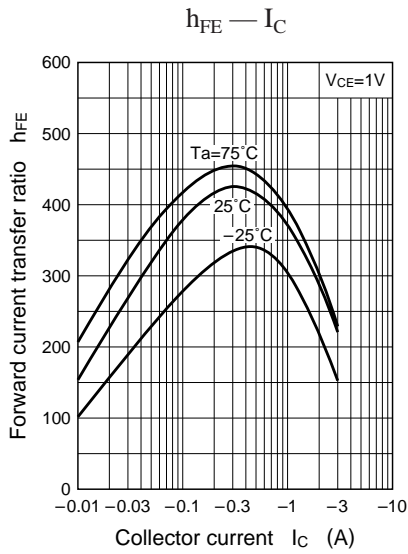
■ Electrical Characteristics (Ta=25°C)

Parameter	Symbol	Conditions	min	typ	max	Unit
Collector to base voltage	V _{CBO}	(NPN) I _C = 10μA, I _E = 0	10			V
		(PNP) I _C = -10μA, I _E = 0	-10			
Collector to emitter voltage	V _{CEO}	(NPN) I _C = 1mA, I _B = 0	10			V
		(PNP) I _C = -1mA, I _B = 0	-10			
Collector cutoff current	I _{CBO}	(NPN) V _{CB} = 6V, I _E = 0			1	μA
		(PNP) V _{CB} = -6V, I _E = 0			-1	
Forward current transfer ratio	h _{FE}	(NPN) V _{CE} = 1V, I _C = 0.5A*	200		700	
		(PNP) V _{CE} = -1V, I _C = -0.5A*	200		700	
Collector to emitter saturation voltage	V _{CE(sat)}	(NPN) I _C = 2A, I _B = 50mA*			0.25	V
		(PNP) I _C = -2A, I _B = -50mA*			-0.45	
Transition frequency	f _T	(NPN) V _{CB} = 6V, I _E = -50mA, f = 200MHz		150		MHz
		(PNP) V _{CB} = -6V, I _E = 50mA, f = 200MHz		150		
Collector output capacitance	C _{ob}	(NPN) V _{CB} = 6V, I _E = 0, f = 1MHz		50		pF
		(PNP) V _{CB} = -6V, I _E = 0, f = 1MHz		70		
Forward voltage (DC)	V _F	(NPN) I _F = 1A			1.5	V
		(PNP) I _F = -1A			1.5	
Bias resistance	R _{EB}		-30%	10	+30%	kΩ

*Pulse measurement

Characteristics charts of PNP transistor block





Characteristics charts of NPN transistor block

