



C/A-244CX FOUR DIGITS DISPLAY

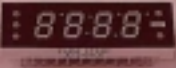
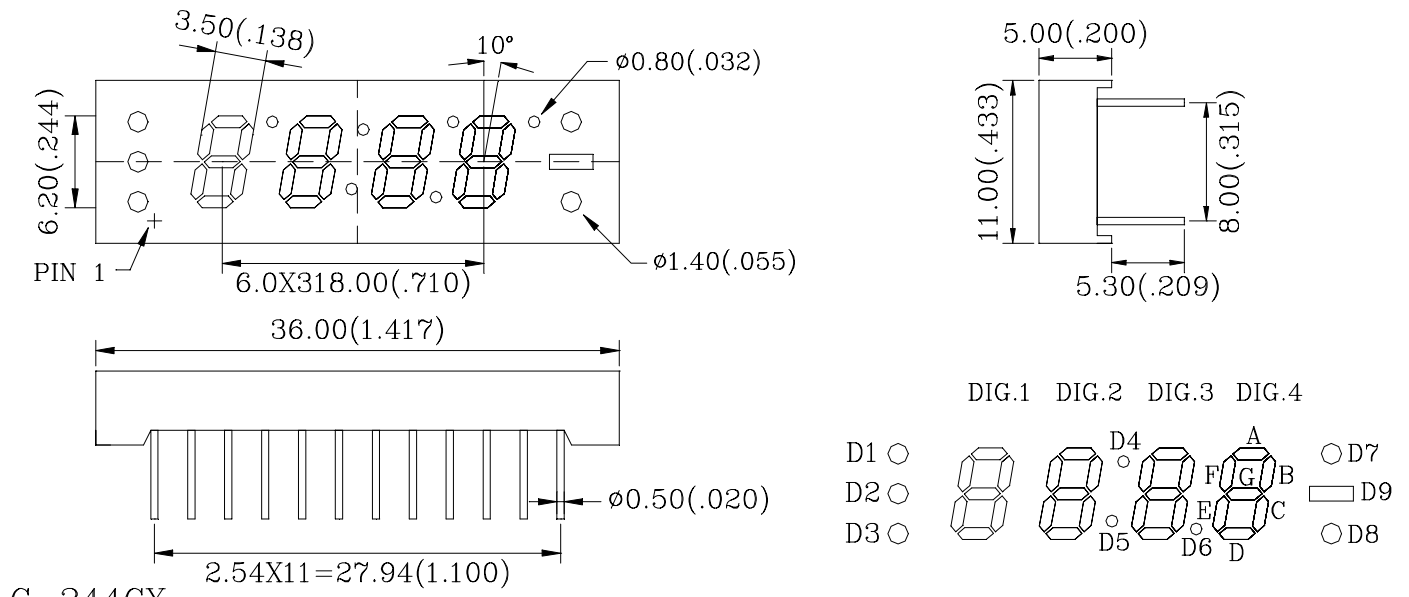
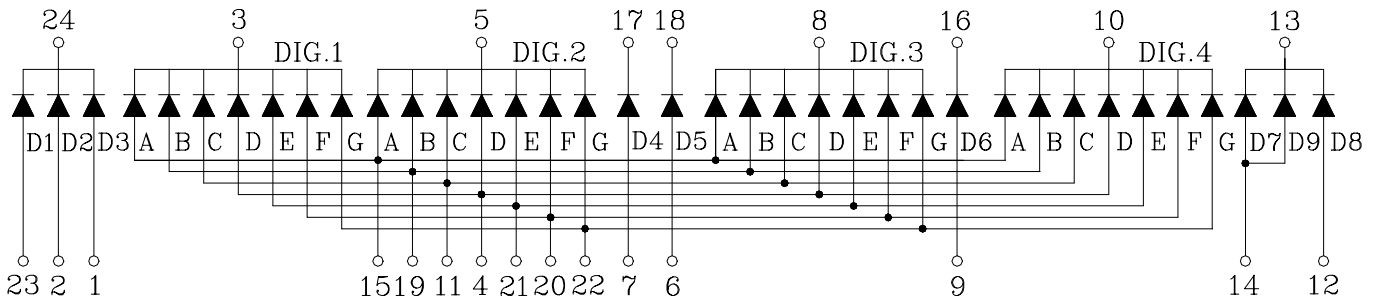
Shape	Part No.		Chip		Wave Length λ_p (nm)	Electro-Optical Characteristics			Fig. No.
	Common Cathode	Common Anode	Raw Material	Emitted Color		Vf(V)20mA		Iv(ucd)10mA	
						Typ.	Max.	Typ.	
	C-244CH	A-244CH	GaP	Red	700	2.1	2.8	550	D45
	C-244CE	A-244CE	GaAsP/GaP	Hi. effi Red	635	2.0	2.8	1800	
	C-244CG	A-244CG	GaP	Green	565	2.1	2.8	1600	
	C-244CY	A-244CY	GaAsP/GaP	Yellow	585	2.1	2.8	1500	
	C-244CSR	A-244CSR	GaAlAs	Super Red	660	1.8	2.4	5000	

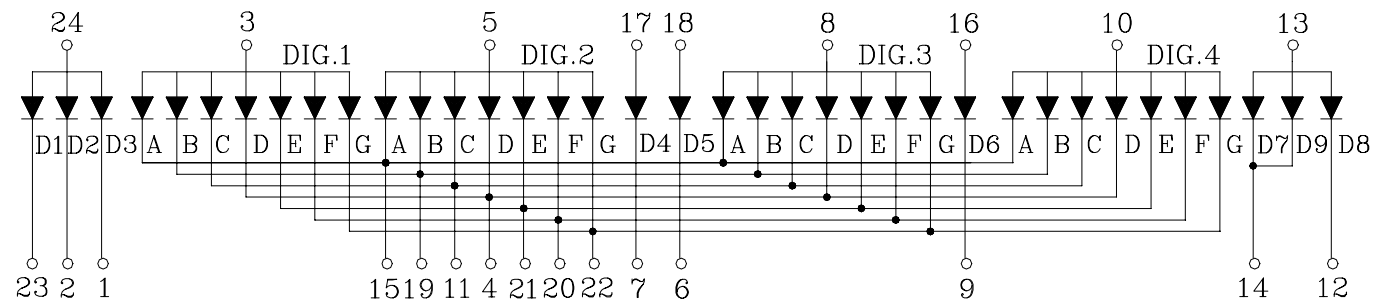
Fig.D45



C-244CX



A-244CX



- 1.All dimension are in millimeters (inches).
- 2.Tolerance is ± 0.25 mm (0.01") unless otherwise specified.