

**C/A-601X, C/A-801X SINGLE DIGIT DISPLAY**



Shape	Part No.		Chip		Wave Length $\lambda$ p(nm)	Electro-Optical Characteristics			Fig. No.
	Common Cathode	Common Anode	Raw Material	Emitted Color		Vf(V)20mA		Iv(ucd)10mA	
						Typ.	Max.	Typ.	
	C-601H	A-601H	GaP	Red	700	2.1	2.8	700	D11
	C-601E	A-601E	GaAsP/GaP	Hi. effi Red	635	2.0	2.8	3000	
	C-601G	A-601G	GaP	Green	565	2.1	2.8	3000	
	C-601Y	A-601Y	GaAsP/GaP	Yellow	585	2.1	2.8	3000	
	C-601SR	A-601SR	GaAlAs	Super Red	660	1.8	2.4	21000	
	C-801H	A-801H	GaP	Red	700	2.1	2.8	700	D12
	C-801E	A-801E	GaAsP/GaP	Hi. effi Red	635	2.0	2.8	3000	
	C-801G	A-801G	GaP	Green	565	2.1	2.8	3000	
	C-801Y	A-801Y	GaAsP/GaP	Yellow	585	2.1	2.8	3000	
	C-801SR	A-801SR	GaAlAs	Super Red	660	1.8	2.4	21000	

Fig.D11

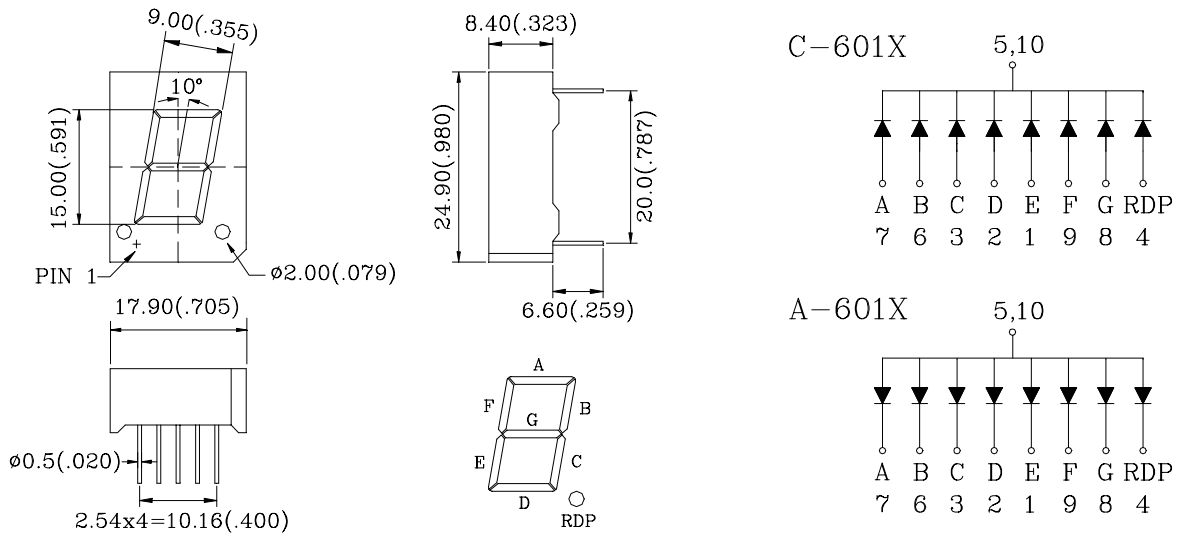
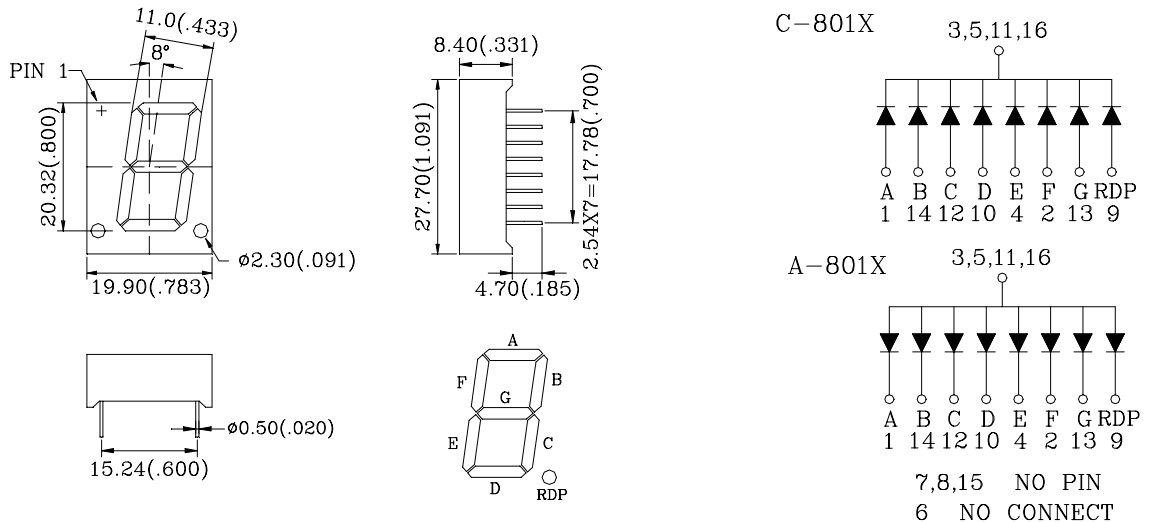


Fig.D12



1.All dimension are in millimeters (inches).  
2.Tolerance is  $\pm 0.25$  mm (0.01") unless otherwise specified.