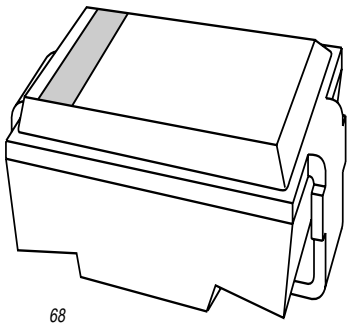


DATA SHEET



BYG80 series Ultra fast low-loss controlled avalanche rectifiers

Product specification
Supersedes data of 1996 May 24

1997 Nov 25

Ultra fast low-loss controlled avalanche rectifiers

BYG80 series

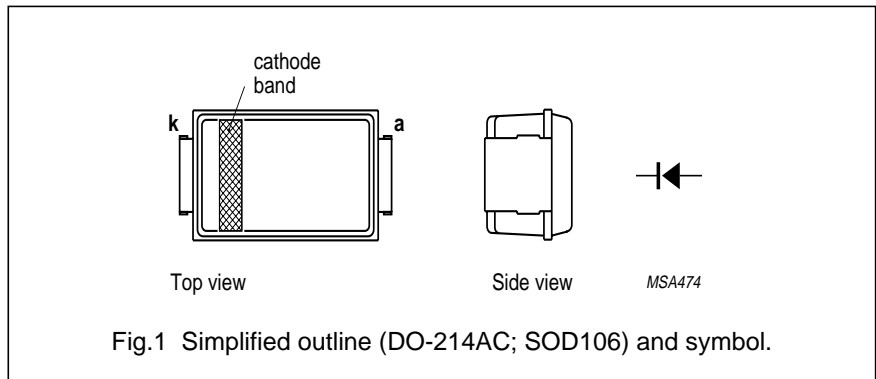
FEATURES

- Glass passivated
- High maximum operating temperature
- Low leakage current
- Excellent stability
- Guaranteed avalanche energy absorption capability
- UL 94V-O classified plastic package
- Shipped in 12 mm embossed tape.

DESCRIPTION

DO-214AC surface mountable package with glass passivated chip.

The well-defined void-free case is of a transfer-moulded thermo-setting plastic.



LIMITING VALUES

In accordance with the Absolute Maximum Rating System (IEC 134).

SYMBOL	PARAMETER	CONDITIONS	MIN.	MAX.	UNIT
V _{RRM}	repetitive peak reverse voltage				
	BYG80A		–	50	V
	BYG80B		–	100	V
	BYG80C		–	150	V
	BYG80D		–	200	V
	BYG80F		–	300	V
	BYG80G		–	400	V
	BYG80J		–	600	V
V _R	continuous reverse voltage				
	BYG80A		–	50	V
	BYG80B		–	100	V
	BYG80C		–	150	V
	BYG80D		–	200	V
	BYG80F		–	300	V
	BYG80G		–	400	V
	BYG80J		–	600	V
I _{F(AV)}	average forward current	T _{tp} = 100 °C; see Figs 2, 3 and 4 averaged over any 20 ms period; see also Figs 17, 18 and 19			
	BYG80A to D		–	2.4	A
	BYG80F; BYG80G		–	2.3	A
I _{F(AV)}	average forward current	T _{amb} = 60 °C; AL ₂ O ₃ PCB mounting (see Fig.27); see Figs 5, 6 and 7 averaged over any 20 ms period; see also Figs 17, 18 and 19			
	BYG80A to D		–	1.25	A
	BYG80F; BYG80G		–	1.15	A
	BYG80J		–	0.95	A

Ultra fast low-loss controlled avalanche rectifiers

BYG80 series

SYMBOL	PARAMETER	CONDITIONS	MIN.	MAX.	UNIT
$I_{F(AV)}$	average forward current BYG80A to D BYG80F; BYG80G BYG80J	$T_{amb} = 60\text{ °C}$; epoxy PCB mounting (see Fig.27); see Figs 5, 6 and 7 averaged over any 20 ms period; see also Figs 17, 18 and 19	–	0.95	A
			–	0.85	A
			–	0.65	A
I_{FRM}	repetitive peak forward current BYG80A to D BYG80F; BYG80G BYG80J	$T_{tp} = 100\text{ °C}$; see Figs 8, 9 and 10	–	21	A
			–	21	A
			–	18	A
I_{FRM}	repetitive peak forward current BYG80A to D BYG80F; BYG80G BYG80J	$T_{amb} = 60\text{ °C}$; AL_2O_3 PCB mounting; see Figs 11, 12 and 13	–	11	A
			–	11	A
			–	9	A
I_{FRM}	repetitive peak forward current BYG80A to D BYG80F; BYG80G BYG80J	$T_{amb} = 60\text{ °C}$; epoxy PCB mounting; see Figs 14, 15 and 16	–	8	A
			–	8	A
			–	6	A
I_{FSM}	non-repetitive peak forward current BYG80A to D BYG80F; BYG80G; BYG80J	$t = 8.3\text{ ms}$ half sine wave; $T_j = 25\text{ °C}$ prior to surge; $V_R = V_{RRMmax}$	–	36	A
			–	32	A
E_{RSM}	non-repetitive peak reverse avalanche energy	$L = 120\text{ mH}$; $T_j = T_{jmax}$ prior to surge; inductive load switched off	–	10	mJ
T_{stg}	storage temperature		–65	+175	°C
T_j	junction temperature	see Fig.20	–65	+175	°C

ELECTRICAL CHARACTERISTICS

$T_j = 25\text{ °C}$ unless otherwise specified.

SYMBOL	PARAMETER	CONDITIONS	MIN.	TYP.	MAX.	UNIT
V_F	forward voltage BYG80A to D BYG80F; BYG80G BYG80J	$I_F = 1\text{ A}$; $T_j = T_{jmax}$; see Figs 21, 22 and 23	–	–	0.67	V
			–	–	0.73	V
			–	–	0.96	V
V_F	forward voltage BYG80A to D BYG80F; BYG80G BYG80J	$I_F = 1\text{ A}$; see Figs 21, 22 and 23	–	–	0.93	V
			–	–	0.98	V
			–	–	1.20	V

Ultra fast low-loss controlled avalanche rectifiers

BYG80 series

SYMBOL	PARAMETER	CONDITIONS	MIN.	TYP.	MAX.	UNIT
$V_{(BR)R}$	reverse avalanche breakdown voltage	$I_R = 0.1 \text{ mA}$				
	BYG80A		55	–	–	V
	BYG80B		110	–	–	V
	BYG80C		165	–	–	V
	BYG80D		220	–	–	V
	BYG80F		330	–	–	V
	BYG80G		440	–	–	V
	BYG80J		675	–	–	V
I_R	reverse current	$V_R = V_{RRMmax}$; see Figs 24 and 25	–	–	10	μA
I_R	reverse current	$V_R = V_{RRMmax}$; $T_j = 165 \text{ }^\circ\text{C}$; see Figs 24 and 25	–	–	100	μA
	BYG80A to D BYG80F; BYG80G and J		–	–	150	μA
t_{rr}	reverse recovery time	when switched from $I_F = 0.5 \text{ A}$ to $I_R = 1 \text{ A}$; measured at $I_R = 0.25 \text{ A}$; see Fig.29	–	–	25	ns
	BYG80A to D BYG80F; BYG80G and J		–	–	50	ns
C_d	diode capacitance	$f = 1 \text{ MHz}$; $V_R = 0$; see Fig.26	–	90	–	pF
	BYG80A to D		–	70	–	pF
	BYG80F; BYG80G BYG80J		–	65	–	pF
$\left \frac{dI_R}{dt} \right $	maximum slope of reverse recovery current	when switched from $I_F = 1 \text{ A}$ to $V_R \geq 30 \text{ V}$ and $dI_F/dt = -1 \text{ A}/\mu\text{s}$; see Fig.28	–	–	3	$\text{A}/\mu\text{s}$
	BYG80A to D BYG80F; BYG80G and J		–	–	4	$\text{A}/\mu\text{s}$

THERMAL CHARACTERISTICS

SYMBOL	PARAMETER	CONDITIONS	VALUE	UNIT
$R_{th \text{ j-tp}}$	thermal resistance from junction to tie-point		25	K/W
$R_{th \text{ j-a}}$	thermal resistance from junction to ambient	note 1	100	K/W
		note 2	150	K/W

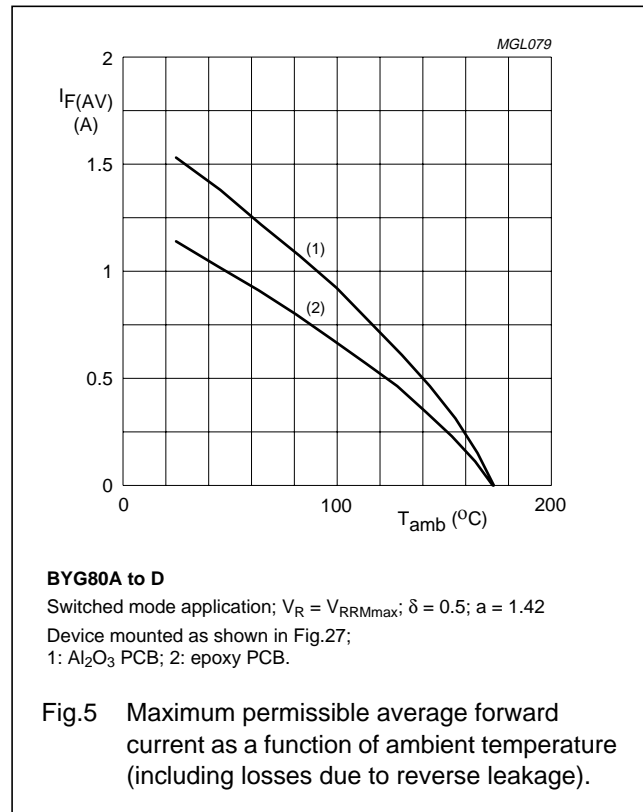
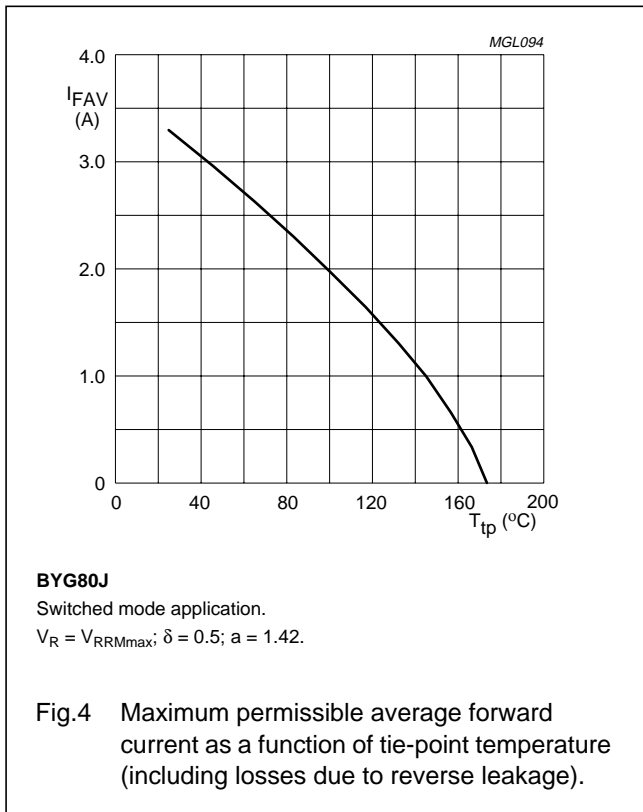
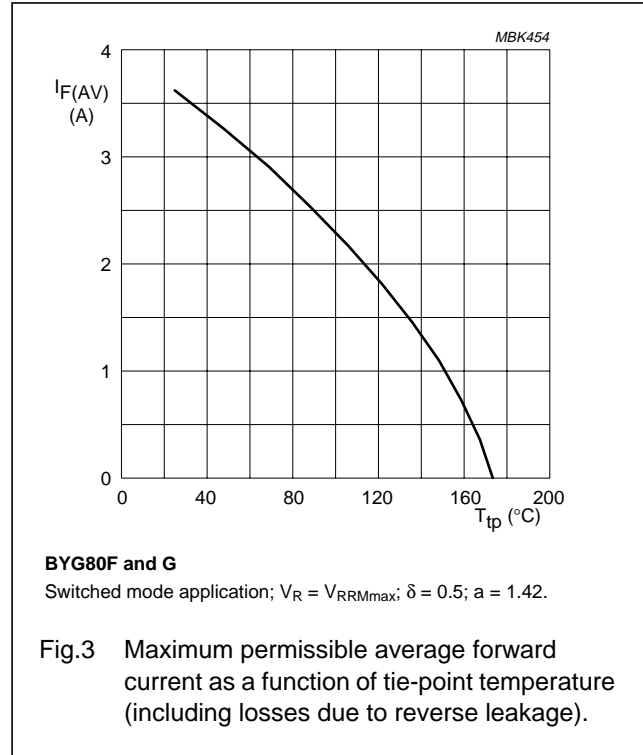
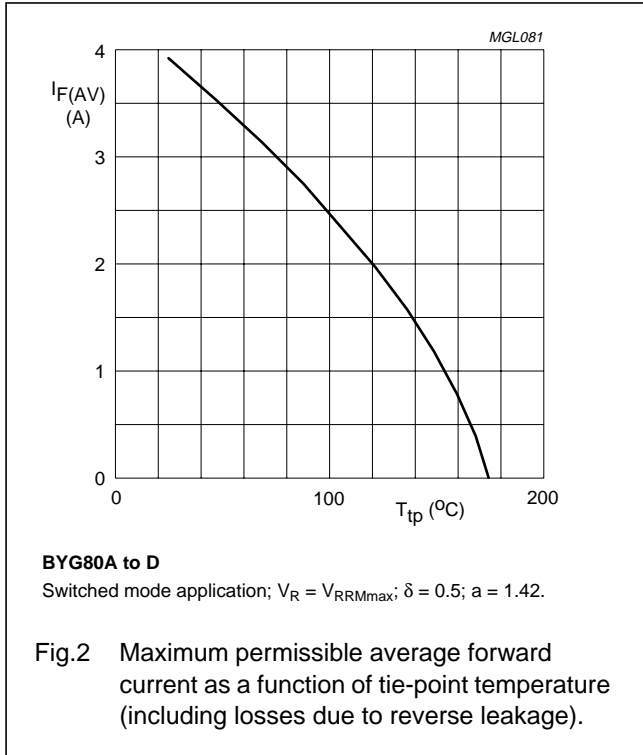
Notes

1. Device mounted on Al_2O_3 printed-circuit board, 0.7 mm thick; thickness of copper $\geq 35 \mu\text{m}$, see Fig.27.
2. Device mounted on epoxy-glass printed-circuit board, 1.5 mm thick; thickness of copper $\geq 40 \mu\text{m}$, see Fig.27.
For more information please refer to the "General Part of associated Handbook".

Ultra fast low-loss
controlled avalanche rectifiers

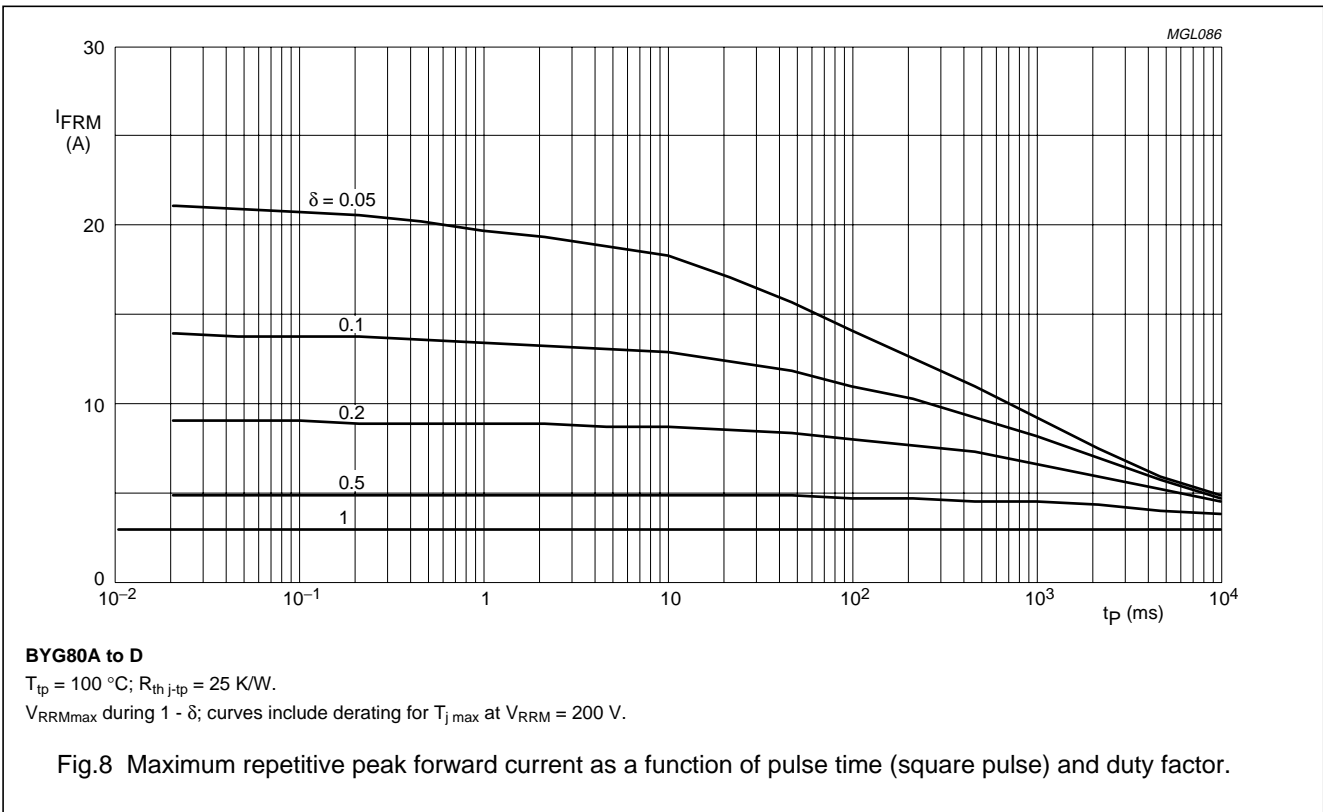
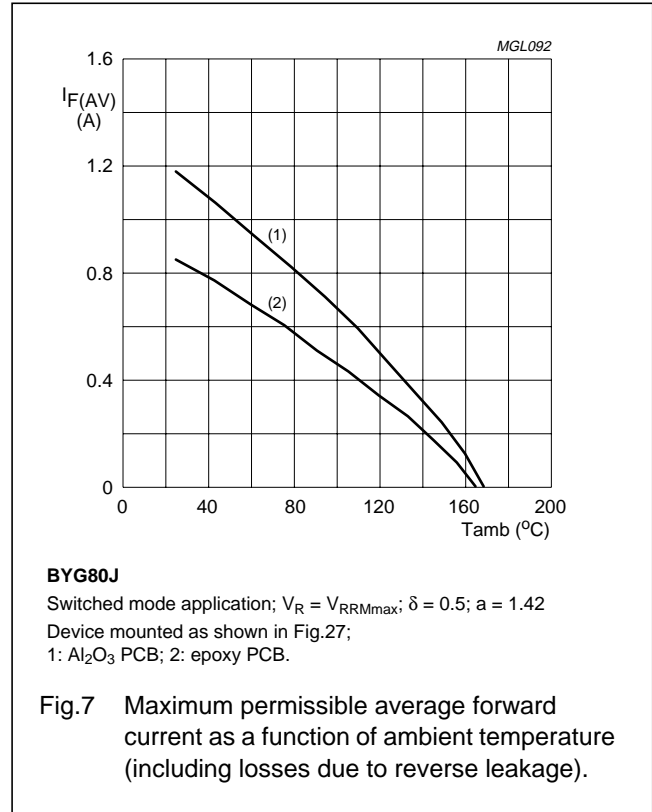
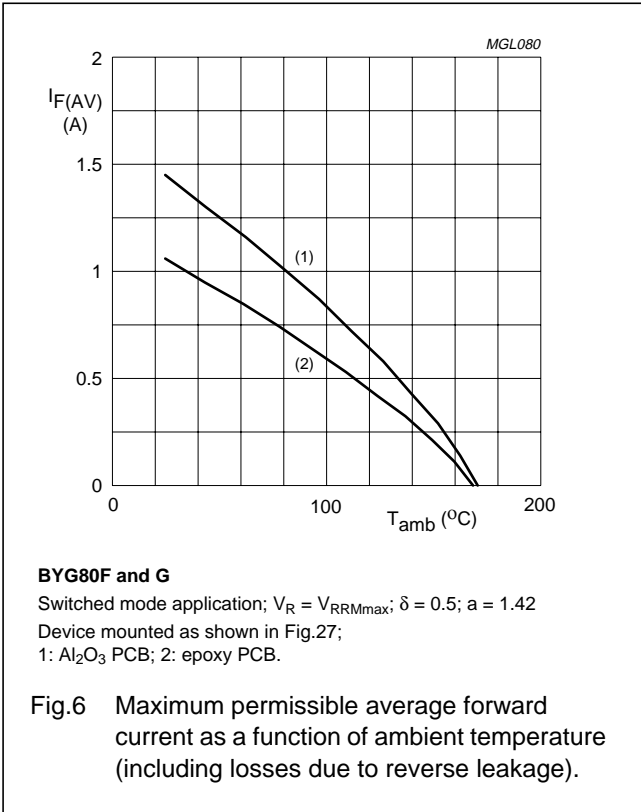
BYG80 series

GRAPHICAL DATA



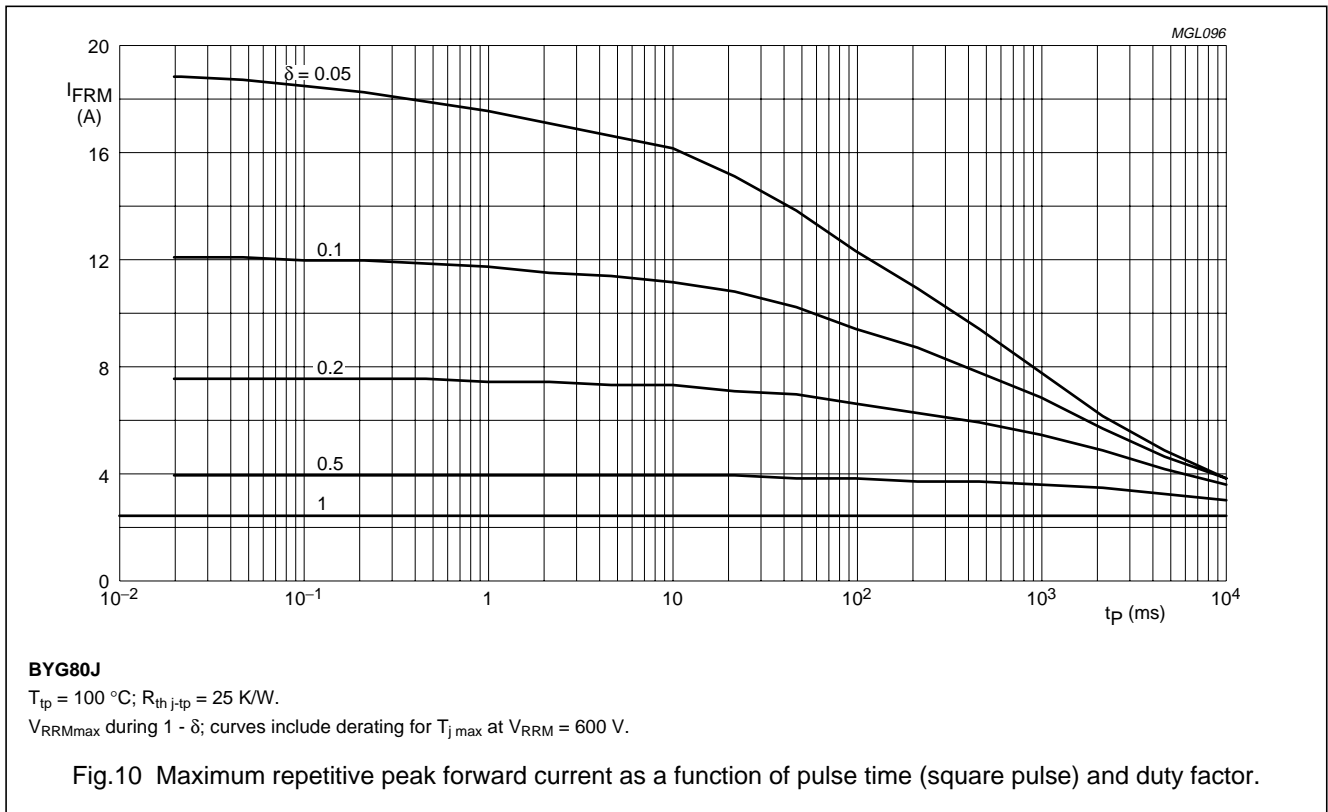
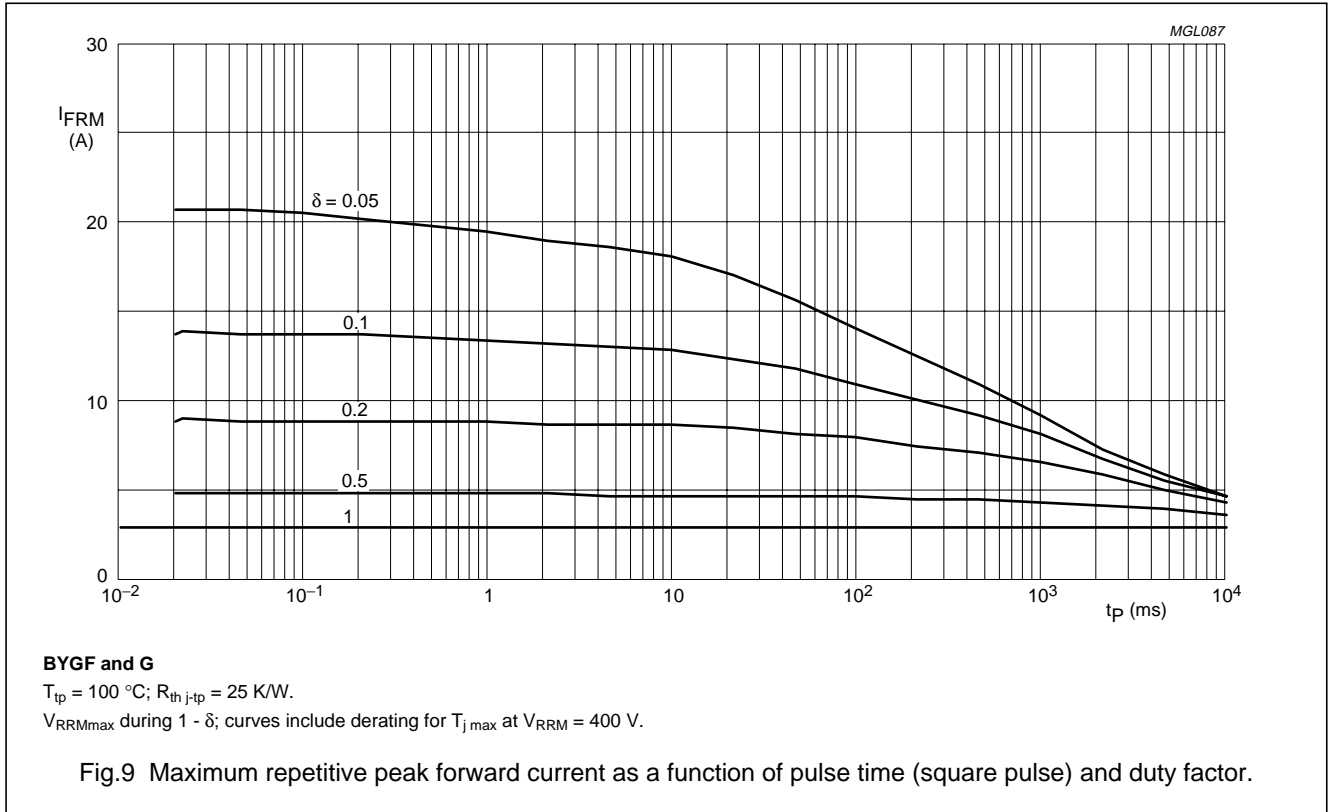
Ultra fast low-loss
controlled avalanche rectifiers

BYG80 series



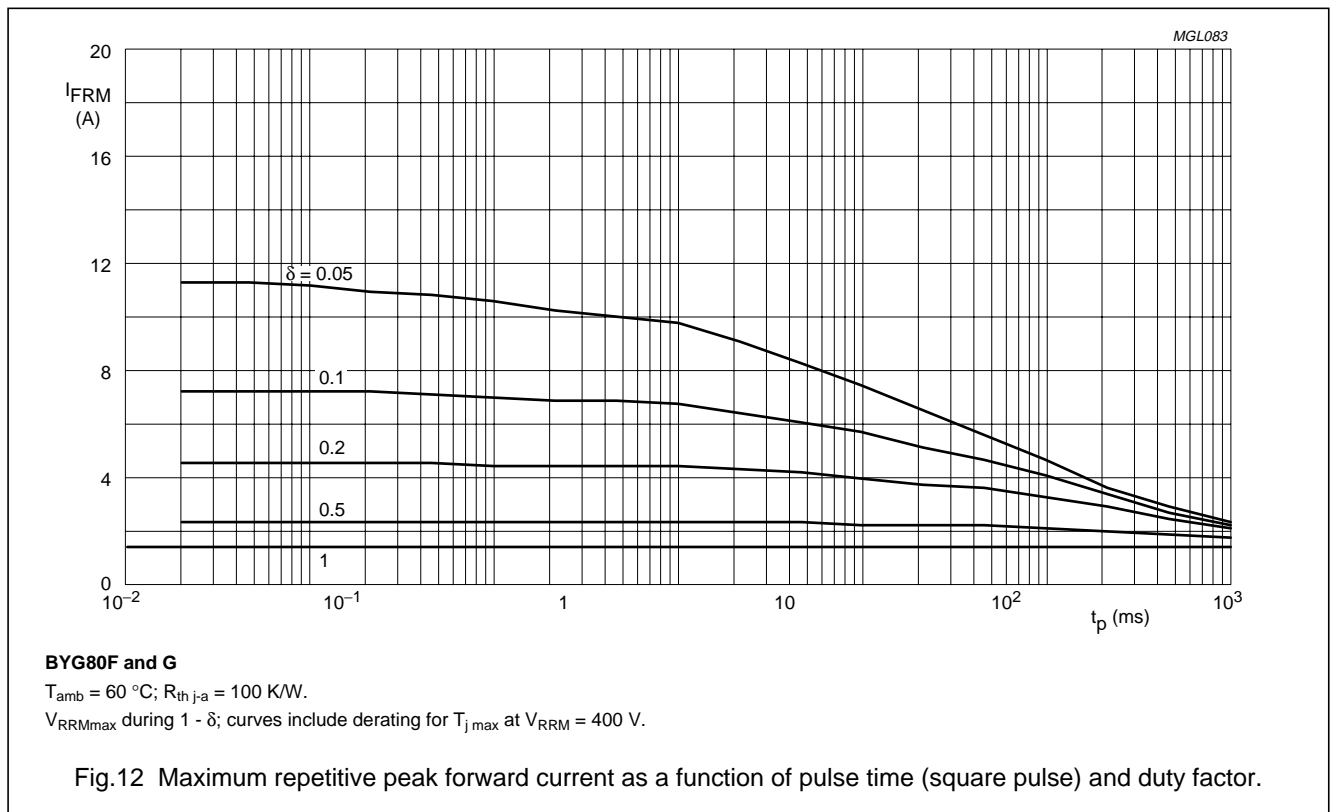
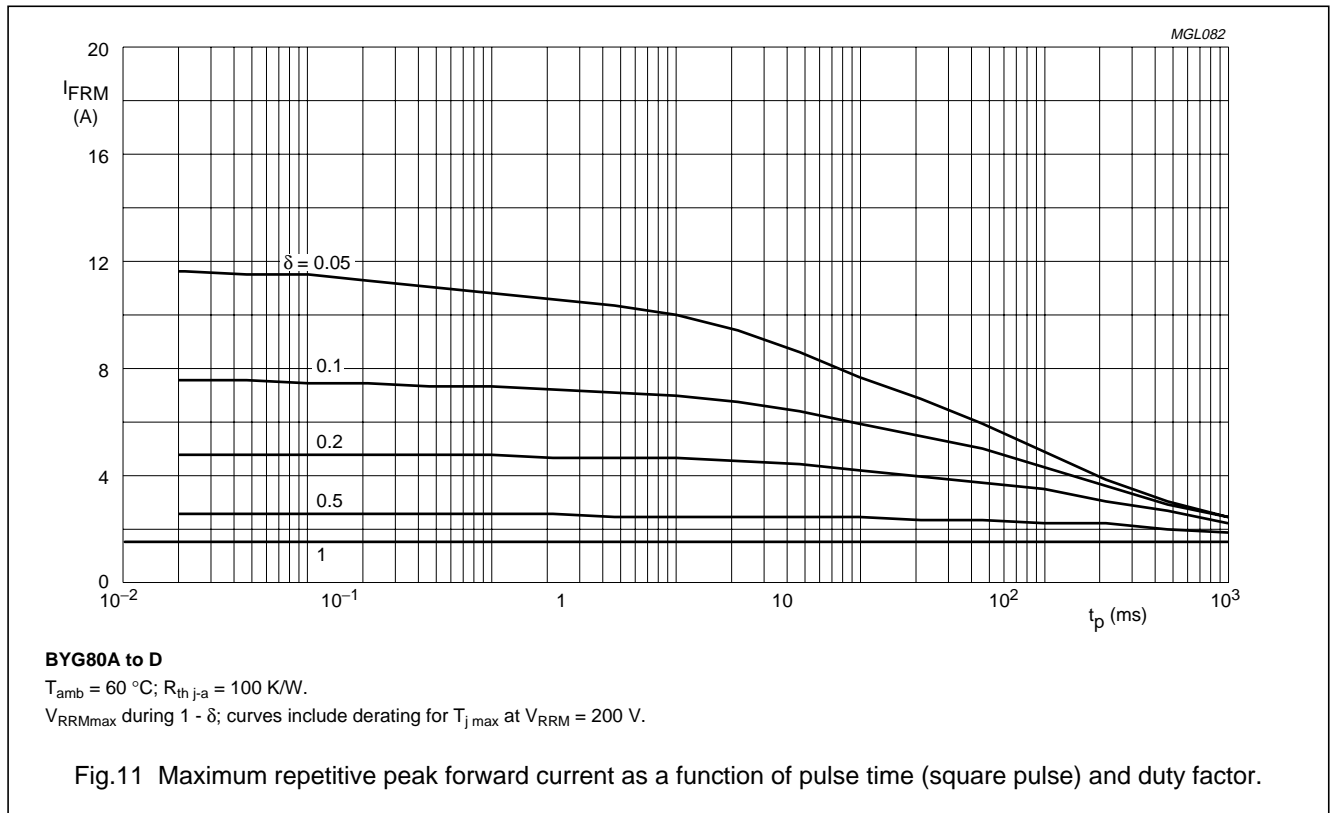
Ultra fast low-loss controlled avalanche rectifiers

BYG80 series



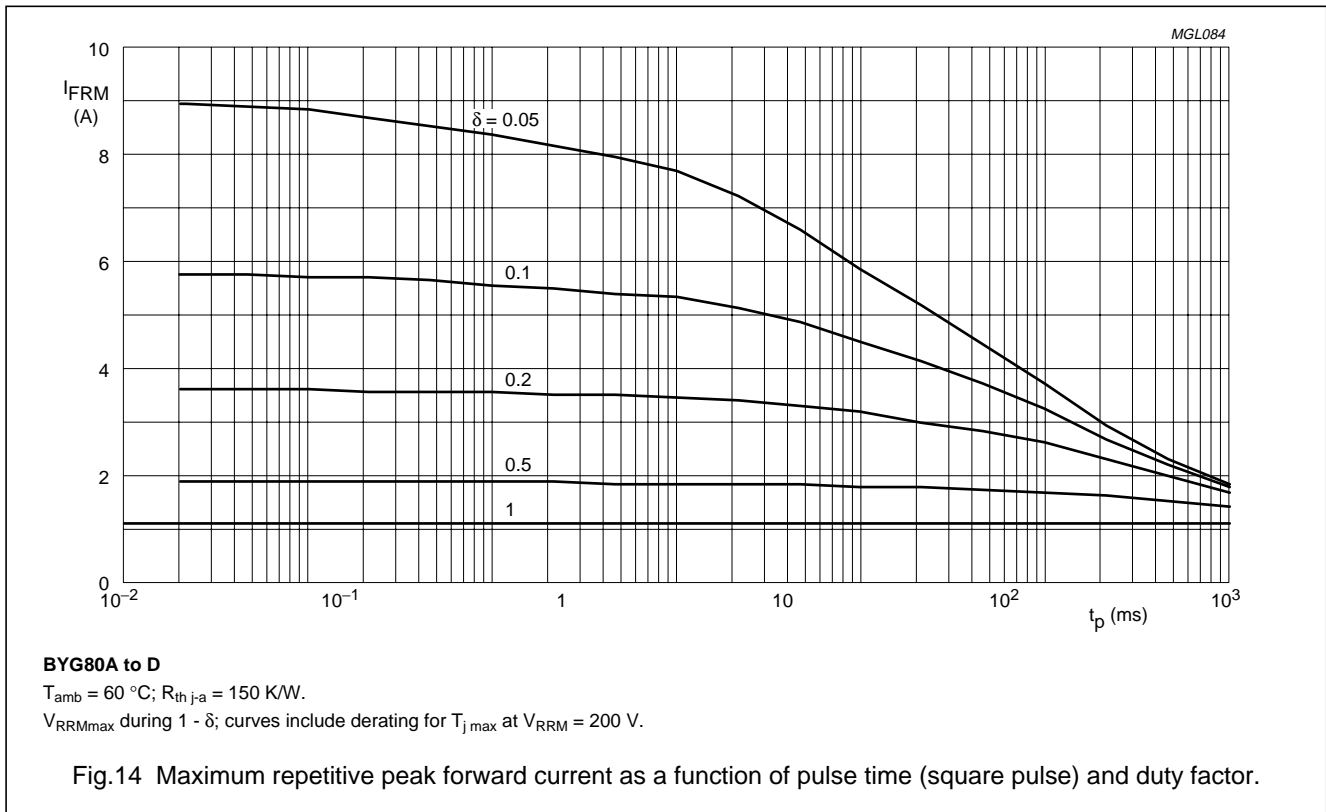
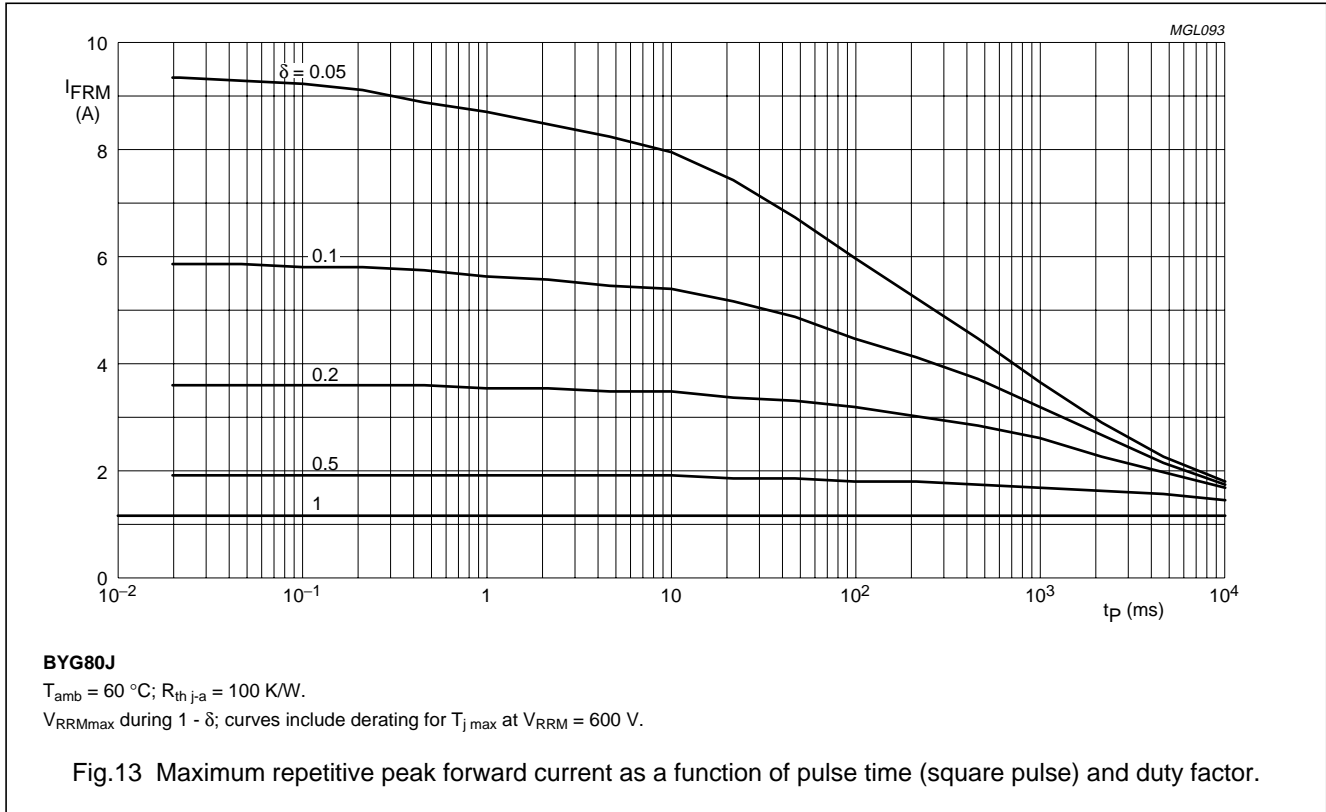
Ultra fast low-loss
controlled avalanche rectifiers

BYG80 series



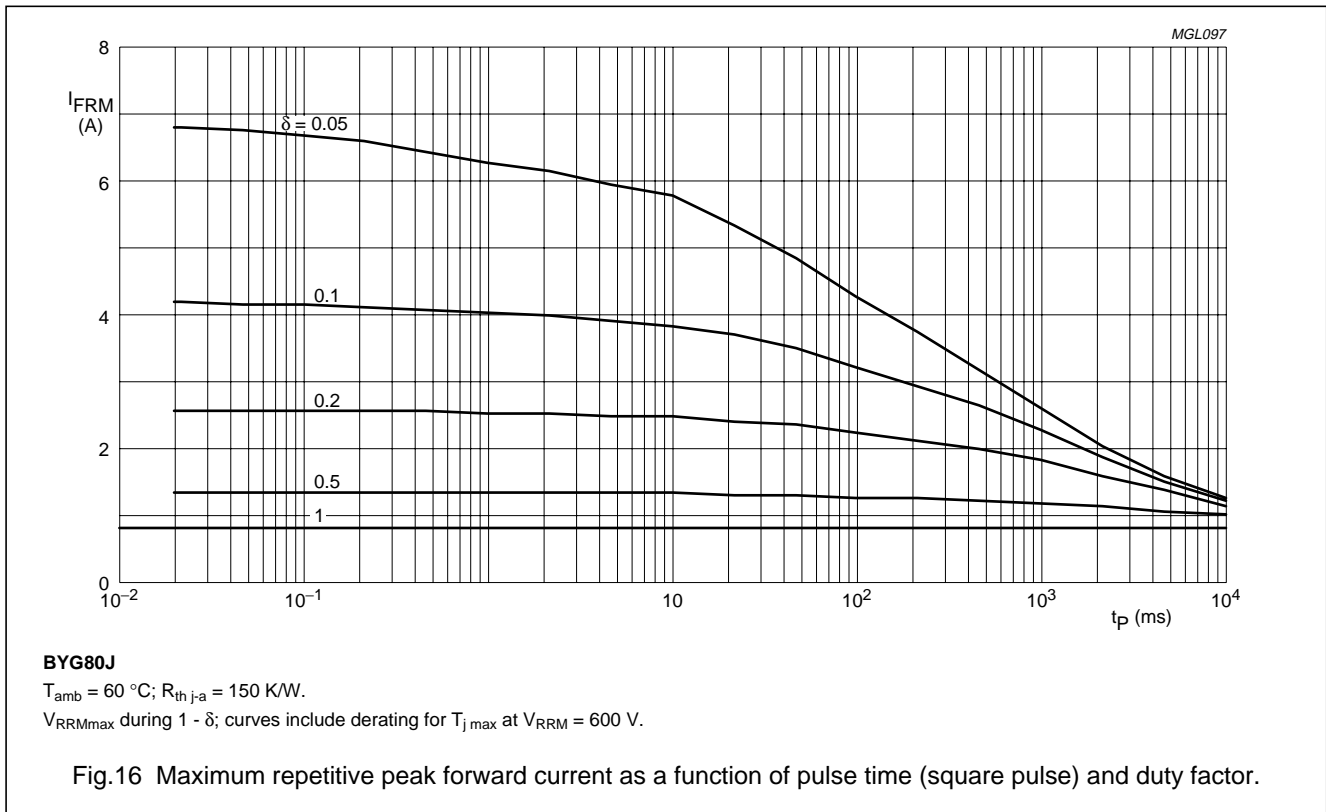
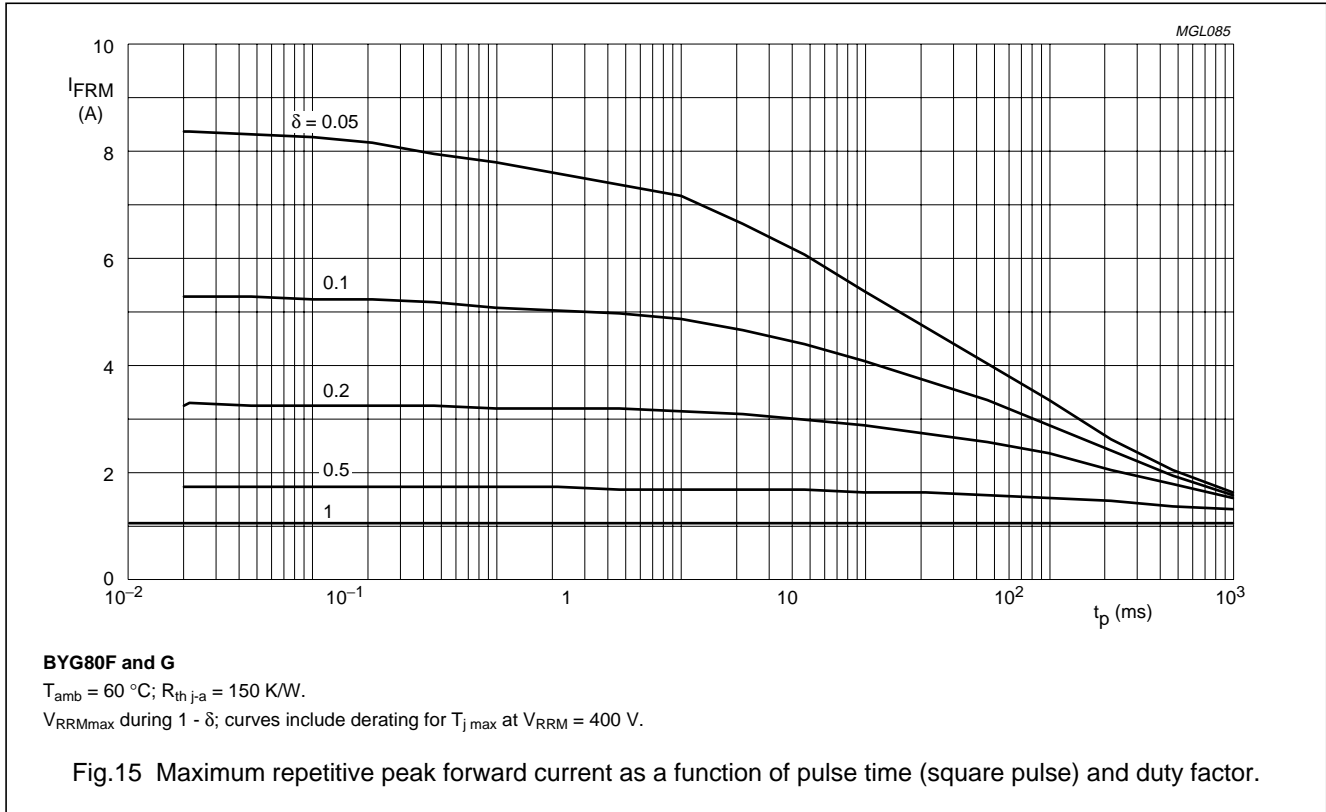
Ultra fast low-loss controlled avalanche rectifiers

BYG80 series



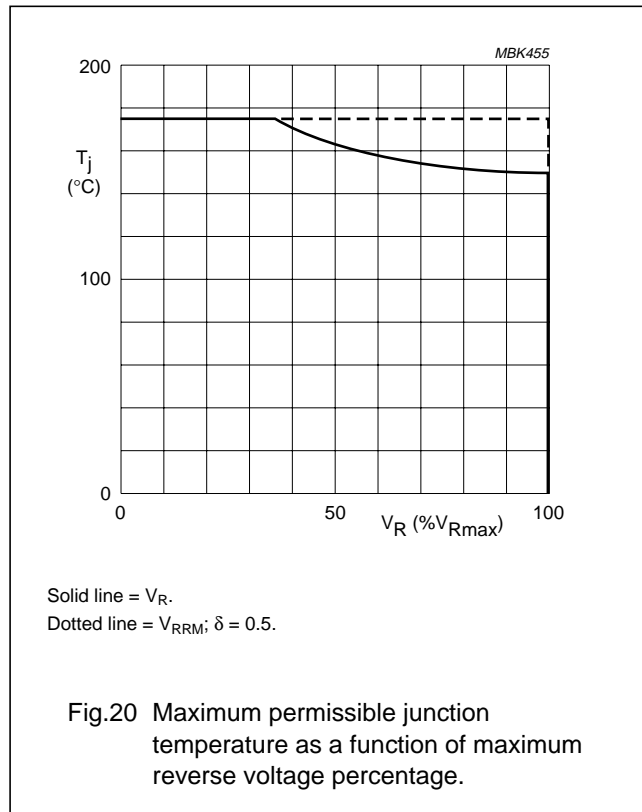
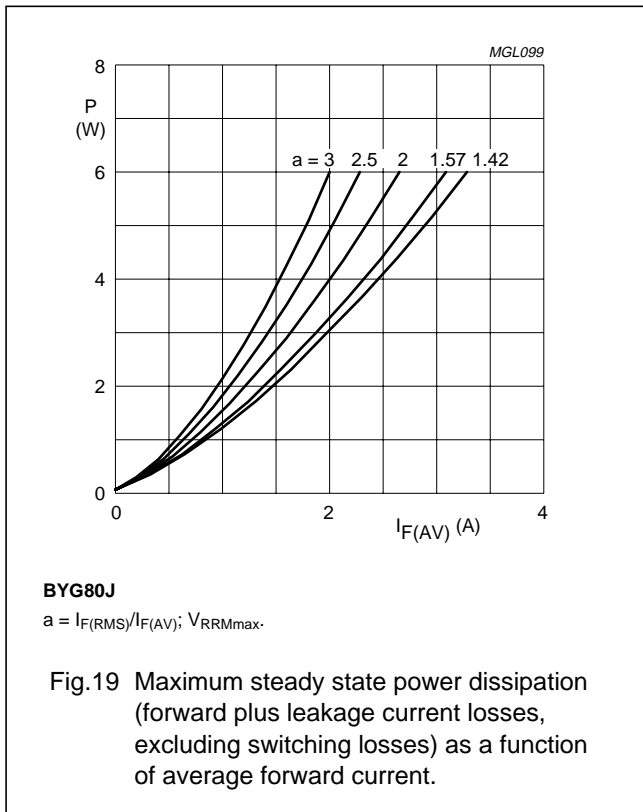
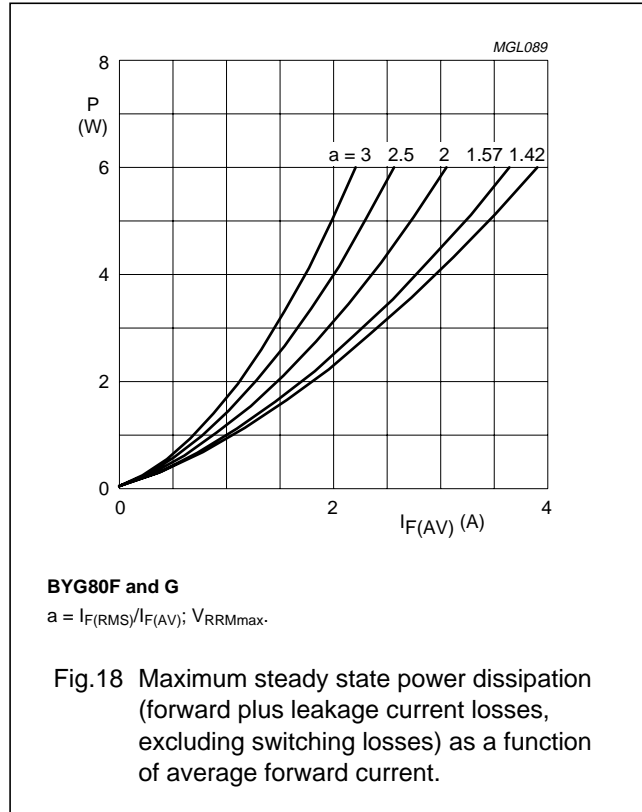
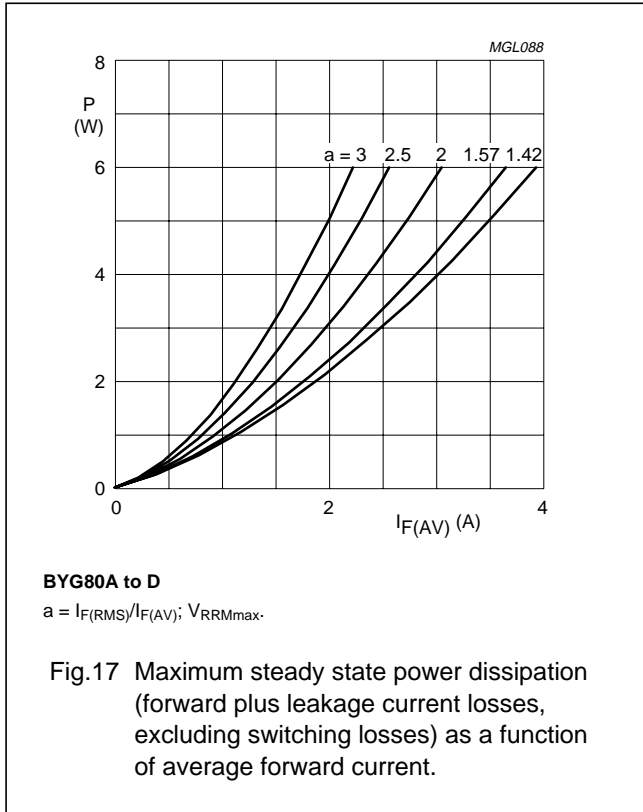
Ultra fast low-loss controlled avalanche rectifiers

BYG80 series



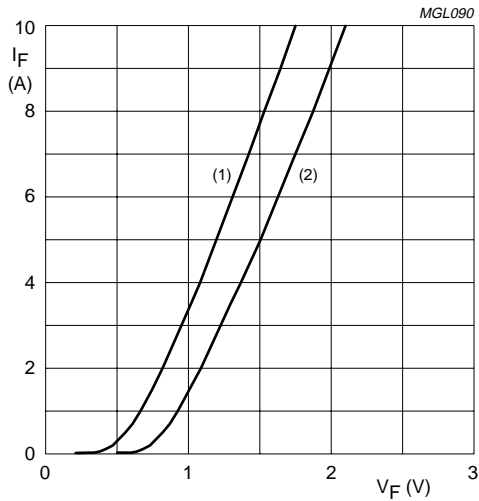
Ultra fast low-loss controlled avalanche rectifiers

BYG80 series



Ultra fast low-loss
controlled avalanche rectifiers

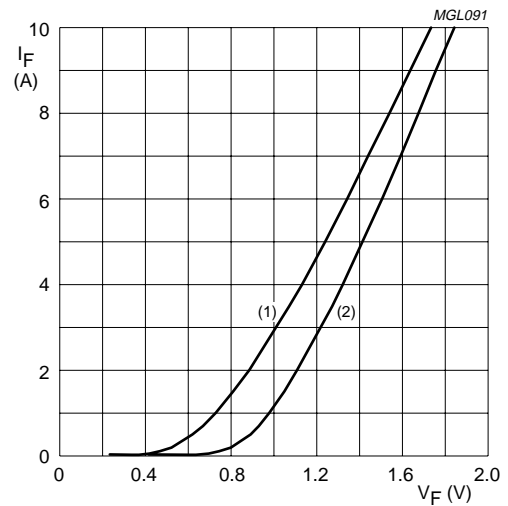
BYG80 series



BYG80A to D

- (1) $T_j = 175\text{ }^\circ\text{C}$.
- (2) $T_j = 25\text{ }^\circ\text{C}$.

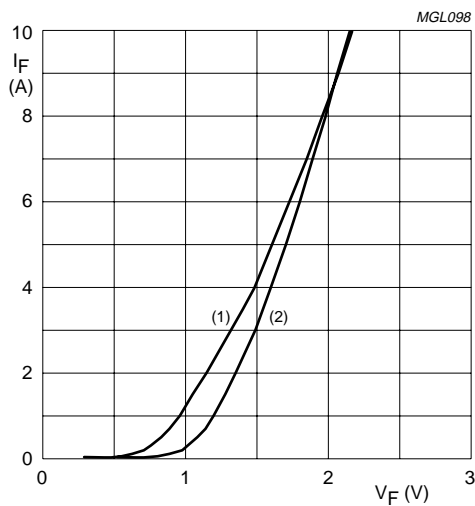
Fig.21 Forward current as a function of forward voltage; maximum values.



BYG80F and G

- (1) $T_j = 175\text{ }^\circ\text{C}$.
- (2) $T_j = 25\text{ }^\circ\text{C}$.

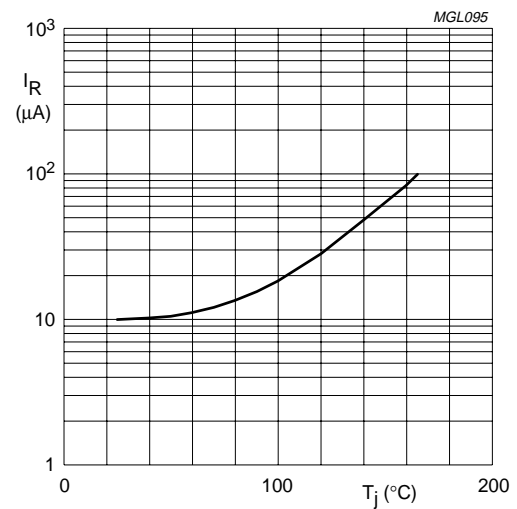
Fig.22 Forward current as a function of forward voltage; maximum values.



BYG80J

- (1) $T_j = 175\text{ }^\circ\text{C}$.
- (2) $T_j = 25\text{ }^\circ\text{C}$.

Fig.23 Forward current as a function of forward voltage; maximum values.



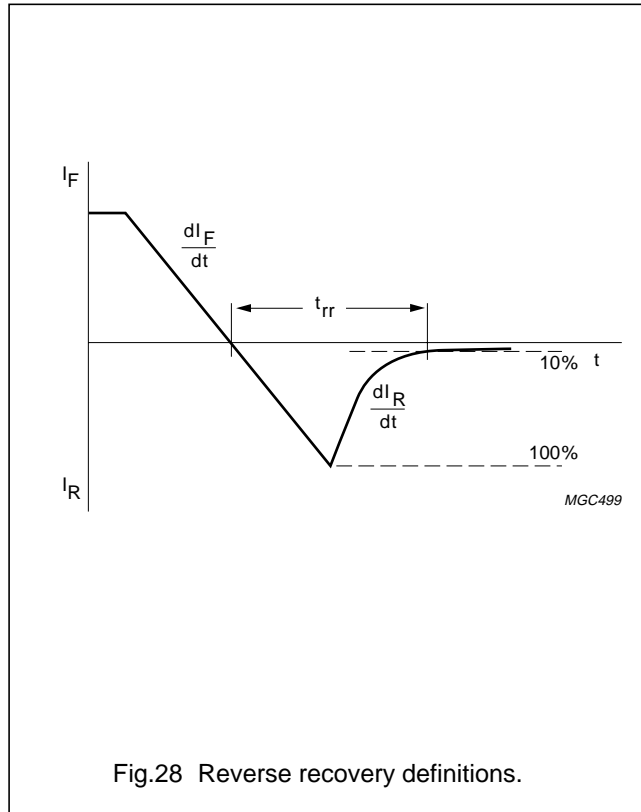
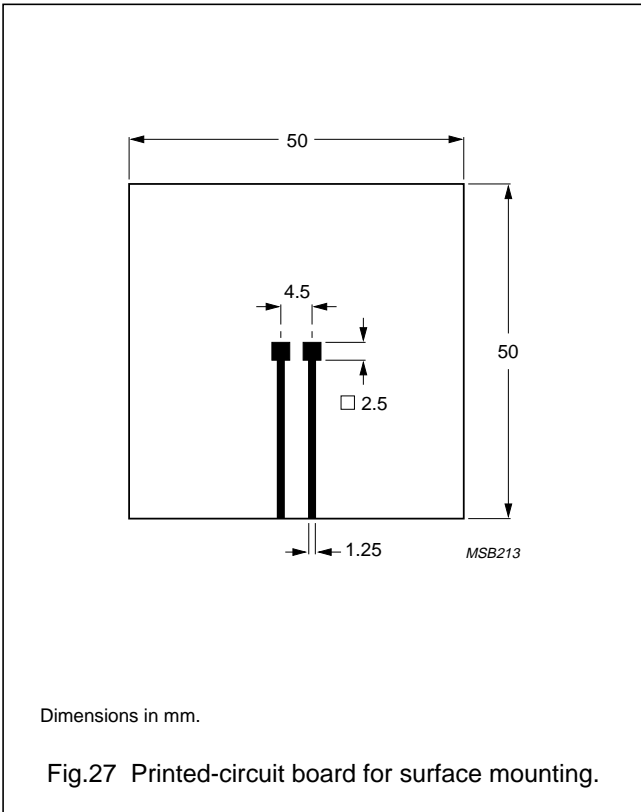
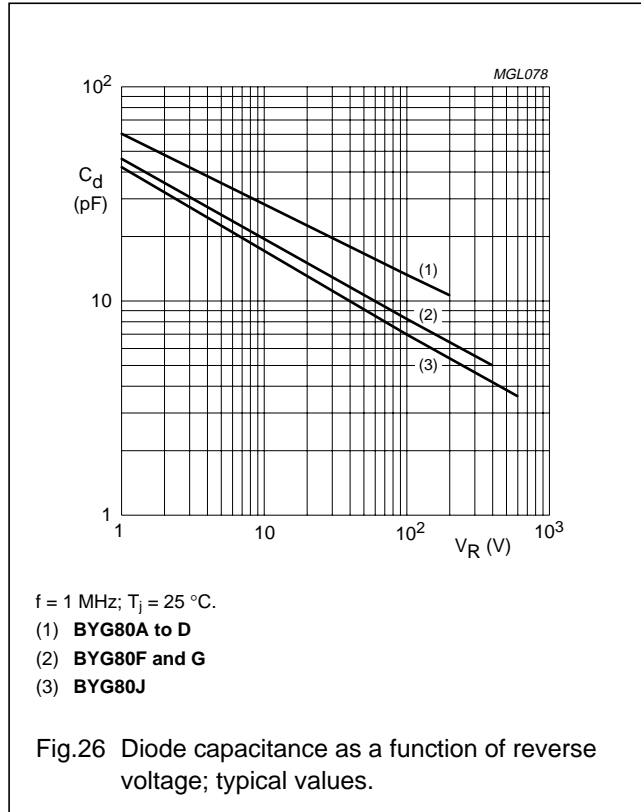
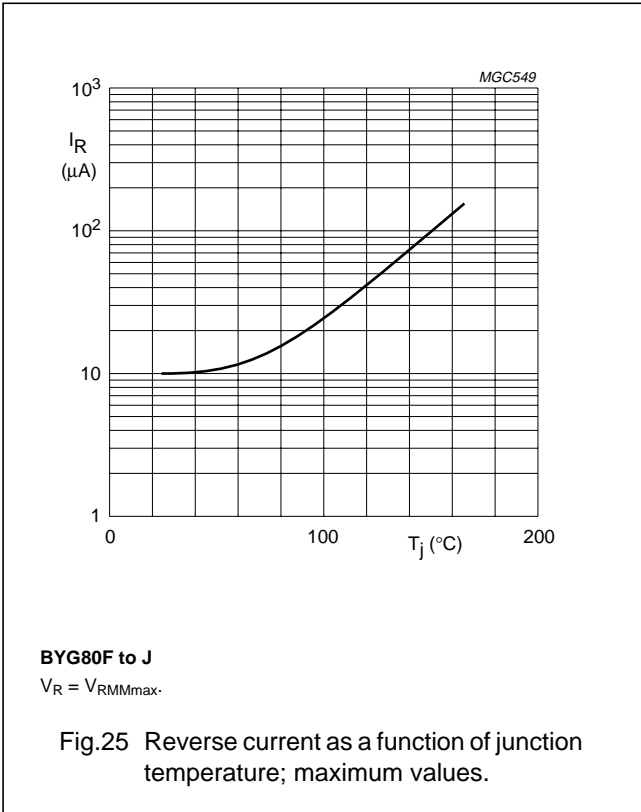
BYG80A to D

$V_R = V_{RMMmax}$

Fig.24 Reverse current as a function of junction temperature; maximum values.

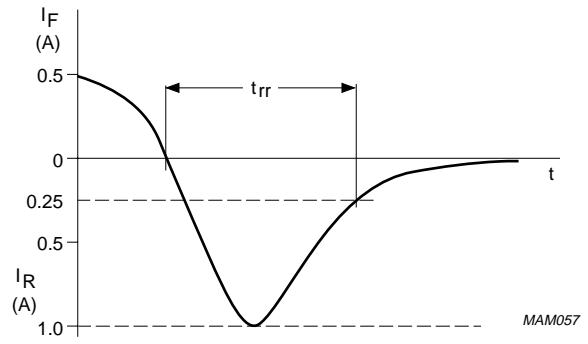
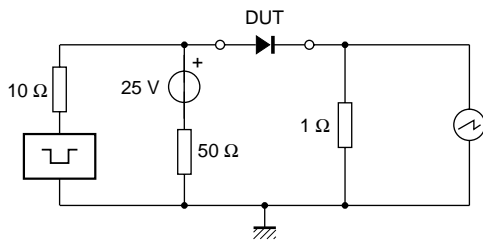
Ultra fast low-loss
controlled avalanche rectifiers

BYG80 series



Ultra fast low-loss controlled avalanche rectifiers

BYG80 series



Input impedance oscilloscope: 1 MΩ, 22 pF; $t_r \leq 7$ ns.
Source impedance: 50 Ω; $t_r \leq 15$ ns.

Fig.29 Test circuit and reverse recovery time waveform and definition.

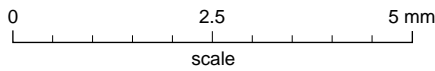
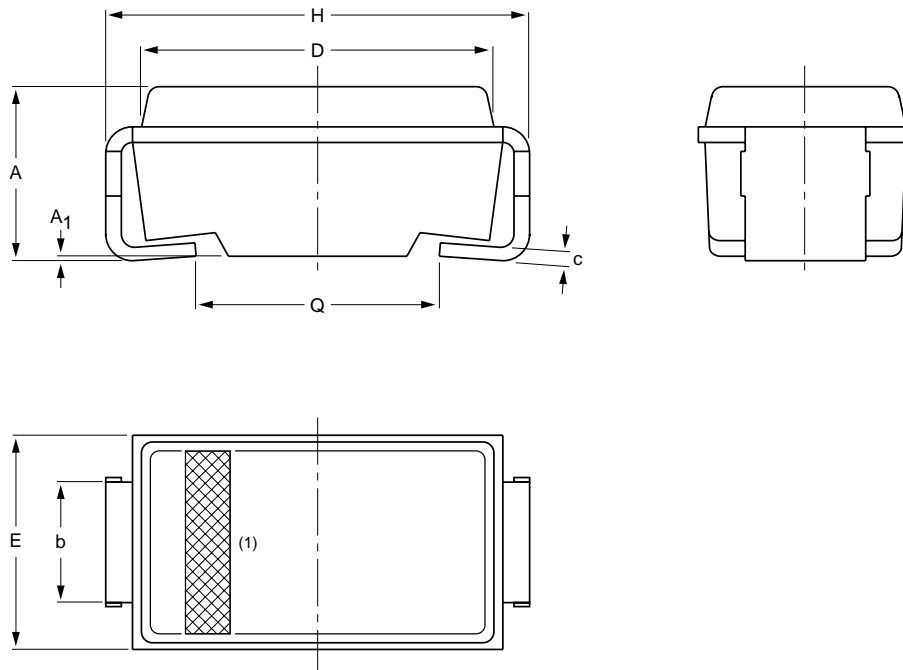
Ultra fast low-loss
controlled avalanche rectifiers

BYG80 series

PACKAGE OUTLINE

Transfer-moulded thermo-setting plastic small rectangular surface mounted package;
2 connectors

SOD106



DIMENSIONS (mm are the original dimensions)

UNIT	A	A ₁	b	c	D	E	H	Q
mm	2.3 2.0	0.05	1.6 1.4	0.2	4.5 4.3	2.8 2.4	5.5 5.1	3.3 2.7

Note

1. The marking band indicates the cathode.

OUTLINE VERSION	REFERENCES				EUROPEAN PROJECTION	ISSUE DATE
	IEC	JEDEC	EIAJ			
SOD106		DO-214AC				97-06-09

Ultra fast low-loss controlled avalanche rectifiers

BYG80 series

DEFINITIONS

Data sheet status	
Objective specification	This data sheet contains target or goal specifications for product development.
Preliminary specification	This data sheet contains preliminary data; supplementary data may be published later.
Product specification	This data sheet contains final product specifications.
Limiting values	
Limiting values given are in accordance with the Absolute Maximum Rating System (IEC 134). Stress above one or more of the limiting values may cause permanent damage to the device. These are stress ratings only and operation of the device at these or at any other conditions above those given in the Characteristics sections of the specification is not implied. Exposure to limiting values for extended periods may affect device reliability.	
Application information	
Where application information is given, it is advisory and does not form part of the specification.	

LIFE SUPPORT APPLICATIONS

These products are not designed for use in life support appliances, devices, or systems where malfunction of these products can reasonably be expected to result in personal injury. Philips customers using or selling these products for use in such applications do so at their own risk and agree to fully indemnify Philips for any damages resulting from such improper use or sale.

Ultra fast low-loss
controlled avalanche rectifiers

BYG80 series

NOTES

Ultra fast low-loss
controlled avalanche rectifiers

BYG80 series

NOTES

Ultra fast low-loss
controlled avalanche rectifiers

BYG80 series

NOTES

Philips Semiconductors – a worldwide company

Argentina: see South America

Australia: 34 Waterloo Road, NORTH RYDE, NSW 2113,
Tel. +61 2 9805 4455, Fax. +61 2 9805 4466

Austria: Computerstr. 6, A-1101 WIEN, P.O. Box 213, Tel. +43 160 1010,
Fax. +43 160 101 1210

Belarus: Hotel Minsk Business Center, Bld. 3, r. 1211, Volodarski Str. 6,
220050 MINSK, Tel. +375 172 200 733, Fax. +375 172 200 773

Belgium: see The Netherlands

Brazil: see South America

Bulgaria: Philips Bulgaria Ltd., Energoproject, 15th floor,
51 James Bourchier Blvd., 1407 SOFIA,
Tel. +359 2 689 211, Fax. +359 2 689 102

Canada: PHILIPS SEMICONDUCTORS/COMPONENTS,
Tel. +1 800 234 7381

China/Hong Kong: 501 Hong Kong Industrial Technology Centre,
72 Tat Chee Avenue, Kowloon Tong, HONG KONG,
Tel. +852 2319 7888, Fax. +852 2319 7700

Colombia: see South America

Czech Republic: see Austria

Denmark: Prags Boulevard 80, PB 1919, DK-2300 COPENHAGEN S,
Tel. +45 32 88 2636, Fax. +45 31 57 0044

Finland: Sinikalliontie 3, FIN-02630 ESPOO,
Tel. +358 9 615800, Fax. +358 9 61580920

France: 51 Rue Carnot, BP317, 92156 SURESNES Cedex,
Tel. +33 1 40 99 6161, Fax. +33 1 40 99 6427

Germany: Hammerbrookstraße 69, D-20097 HAMBURG,
Tel. +49 40 23 53 60, Fax. +49 40 23 536 300

Greece: No. 15, 25th March Street, GR 17778 TAVROS/ATHENS,
Tel. +30 1 4894 339/239, Fax. +30 1 4814 240

Hungary: see Austria

India: Philips INDIA Ltd, Band Box Building, 2nd floor,
254-D, Dr. Annie Besant Road, Worli, MUMBAI 400 025,
Tel. +91 22 493 8541, Fax. +91 22 493 0966

Indonesia: see Singapore

Ireland: Newstead, Clonskeagh, DUBLIN 14,
Tel. +353 1 7640 000, Fax. +353 1 7640 200

Israel: RAPAC Electronics, 7 Kehilat Saloniki St, PO Box 18053,
TEL AVIV 61180, Tel. +972 3 645 0444, Fax. +972 3 649 1007

Italy: PHILIPS SEMICONDUCTORS, Piazza IV Novembre 3,
20124 MILANO, Tel. +39 2 6752 2531, Fax. +39 2 6752 2557

Japan: Philips Bldg 13-37, Kohnan 2-chome, Minato-ku, TOKYO 108,
Tel. +81 3 3740 5130, Fax. +81 3 3740 5077

Korea: Philips House, 260-199 Itaewon-dong, Yongsan-ku, SEOUL,
Tel. +82 2 709 1412, Fax. +82 2 709 1415

Malaysia: No. 76 Jalan Universiti, 46200 PETALING JAYA, SELANGOR,
Tel. +60 3 750 5214, Fax. +60 3 757 4880

Mexico: 5900 Gateway East, Suite 200, EL PASO, TEXAS 79905,
Tel. +9-5 800 234 7381

Middle East: see Italy

Netherlands: Postbus 90050, 5600 PB EINDHOVEN, Bldg. VB,
Tel. +31 40 27 82785, Fax. +31 40 27 88399

New Zealand: 2 Wagener Place, C.P.O. Box 1041, AUCKLAND,
Tel. +64 9 849 4160, Fax. +64 9 849 7811

Norway: Box 1, Manglerud 0612, OSLO,
Tel. +47 22 74 8000, Fax. +47 22 74 8341

Philippines: Philips Semiconductors Philippines Inc.,
106 Valero St. Salcedo Village, P.O. Box 2108 MCC, MAKATI,
Metro MANILA, Tel. +63 2 816 6380, Fax. +63 2 817 3474

Poland: Ul. Lukiska 10, PL 04-123 WARSZAWA,
Tel. +48 22 612 2831, Fax. +48 22 612 2327

Portugal: see Spain

Romania: see Italy

Russia: Philips Russia, Ul. Usatcheva 35A, 119048 MOSCOW,
Tel. +7 095 755 6918, Fax. +7 095 755 6919

Singapore: Lorong 1, Toa Payoh, SINGAPORE 1231,
Tel. +65 350 2538, Fax. +65 251 6500

Slovakia: see Austria

Slovenia: see Italy

South Africa: S.A. PHILIPS Pty Ltd., 195-215 Main Road Martindale,
2092 JOHANNESBURG, P.O. Box 7430 Johannesburg 2000,
Tel. +27 11 470 5911, Fax. +27 11 470 5494

South America: Al. Vicente Pinzon, 173, 6th floor,
04547-130 SÃO PAULO, SP, Brazil,
Tel. +55 11 821 2333, Fax. +55 11 821 2382

Spain: Balmes 22, 08007 BARCELONA,
Tel. +34 3 301 6312, Fax. +34 3 301 4107

Sweden: Kottbygatan 7, Akalla, S-16485 STOCKHOLM,
Tel. +46 8 632 2000, Fax. +46 8 632 2745

Switzerland: Allmendstrasse 140, CH-8027 ZÜRICH,
Tel. +41 1 488 2686, Fax. +41 1 481 7730

Taiwan: Philips Semiconductors, 6F, No. 96, Chien Kuo N. Rd., Sec. 1,
TAIPEI, Taiwan Tel. +886 2 2134 2865, Fax. +886 2 2134 2874

Thailand: PHILIPS ELECTRONICS (THAILAND) Ltd.,
209/2 Sanpavuth-Bangna Road Prakanong, BANGKOK 10260,
Tel. +66 2 745 4090, Fax. +66 2 398 0793

Turkey: Talatpasa Cad. No. 5, 80640 GÜLTEPE/ISTANBUL,
Tel. +90 212 279 2770, Fax. +90 212 282 6707

Ukraine: PHILIPS UKRAINE, 4 Patrice Lumumba str., Building B, Floor 7,
252042 KIEV, Tel. +380 44 264 2776, Fax. +380 44 268 0461

United Kingdom: Philips Semiconductors Ltd., 276 Bath Road, Hayes,
MIDDLESEX UB3 5BX, Tel. +44 181 730 5000, Fax. +44 181 754 8421

United States: 811 East Arques Avenue, SUNNYVALE, CA 94088-3409,
Tel. +1 800 234 7381

Uruguay: see South America

Vietnam: see Singapore

Yugoslavia: PHILIPS, Trg N. Pasica 5/v, 11000 BEOGRAD,
Tel. +381 11 625 344, Fax. +381 11 635 777

For all other countries apply to: Philips Semiconductors,
International Marketing & Sales Communications, Building BE-p,
P.O. Box 218, 5600 MD EINDHOVEN, The Netherlands, Fax. +31 40 27 24825

Internet: <http://www.semiconductors.philips.com>

© Philips Electronics N.V. 1997

SCA56

All rights are reserved. Reproduction in whole or in part is prohibited without the prior written consent of the copyright owner.

The information presented in this document does not form part of any quotation or contract, is believed to be accurate and reliable and may be changed without notice. No liability will be accepted by the publisher for any consequence of its use. Publication thereof does not convey nor imply any license under patent- or other industrial or intellectual property rights.

Printed in The Netherlands

117027/1200/02/pp20

Date of release: 1997 Nov 25

Document order number: 9397 750 02662

Let's make things better.

Philips
Semiconductors



PHILIPS