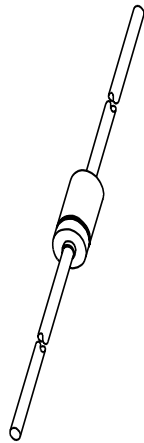


DATA SHEET



1N4531; 1N4532 High-speed diodes

Product specification
Supersedes data of April 1996

1996 Sep 03

High-speed diodes

1N4531; 1N4532

FEATURES

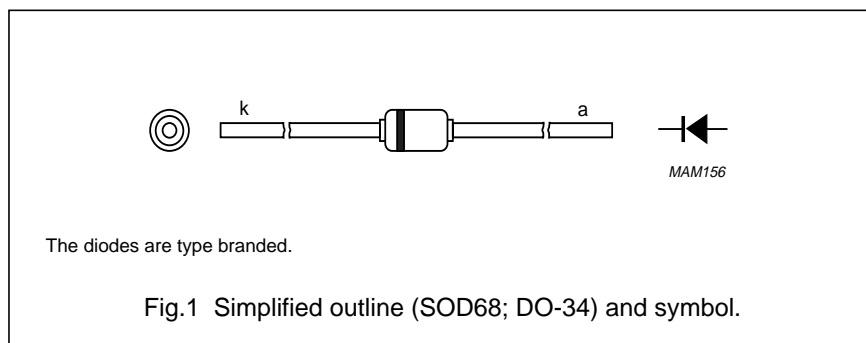
- Hermetically sealed leaded glass SOD68 (DO-34) package
- High switching speed: max. 4 ns
- Continuous reverse voltage: max. 75 V
- Repetitive peak reverse voltage: max. 75 V
- Repetitive peak forward current: max. 450 mA.

APPLICATIONS

- High-speed switching
- Protection diodes in reed relays.

DESCRIPTION

The 1N4531, 1N4532 are high-speed switching diodes fabricated in planar technology, and encapsulated in hermetically sealed leaded glass SOD68 (DO-34) packages.



LIMITING VALUES

In accordance with the Absolute Maximum Rating System (IEC 134).

SYMBOL	PARAMETER	CONDITIONS	MIN.	MAX.	UNIT
V _R RM	repetitive peak reverse voltage		–	75	V
V _R	continuous reverse voltage		–	75	V
I _F	continuous forward current	see Fig.2	–	200	mA
I _F RM	repetitive peak forward current		–	450	mA
I _F SM	non-repetitive peak forward current	square wave; T _j = 25 °C prior to surge; see Fig.4 t = 1 μs t = 1 ms t = 1 s	–	4 1 0.5	A A A
P _{tot}	total power dissipation	T _{amb} = 25 °C	–	500	mW
T _{stg}	storage temperature		–65	+200	°C
T _j	junction temperature		–	200	°C

High-speed diodes

1N4531; 1N4532

ELECTRICAL CHARACTERISTICS

$T_j = 25\text{ °C}$; unless otherwise specified.

SYMBOL	PARAMETER	CONDITIONS	MIN.	MAX.	UNIT
V_F	forward voltage	$I_F = 10\text{ mA}$; see Fig.3	–	1000	mV
I_R	reverse current	see Fig.5			
	IN4531	$V_R = 20\text{ V}$	–	25	nA
		$V_R = 20\text{ V}$; $T_j = 150\text{ °C}$	–	50	μA
	IN4532	$V_R = 50\text{ V}$	–	100	nA
		$V_R = 50\text{ V}$; $T_j = 150\text{ °C}$	–	100	μA
C_d	diode capacitance	$f = 1\text{ MHz}$; $V_R = 0$; see Fig.6			
	IN4531		–	4	pF
	IN4532		–	2	pF
t_{rr}	reverse recovery time	when switched from $I_F = 10\text{ mA}$ to $I_R = 60\text{ mA}$; $R_L = 100\ \Omega$; measured at $I_R = 1\text{ mA}$; see Fig.7			
	IN4531		–	4	ns
	IN4532		–	2	ns
	reverse recovery time	when switched from $I_F = 10\text{ mA}$ to $I_R = 10\text{ mA}$; $R_L = 100\ \Omega$; measured at $I_R = 1\text{ mA}$; see Fig.7			
	IN4532		–	4	ns
V_{fr}	forward recovery voltage	when switched from $I_F = 100\text{ mA}$; $t_r \leq 30\text{ ns}$; see Fig.8	–	3	V

THERMAL CHARACTERISTICS

SYMBOL	PARAMETER	CONDITIONS	VALUE	UNIT
$R_{th\ j-tp}$	thermal resistance from junction to tie-point	lead length 5 mm	120	K/W
$R_{th\ j-a}$	thermal resistance from junction to ambient	lead length 5 mm; note 1	350	K/W

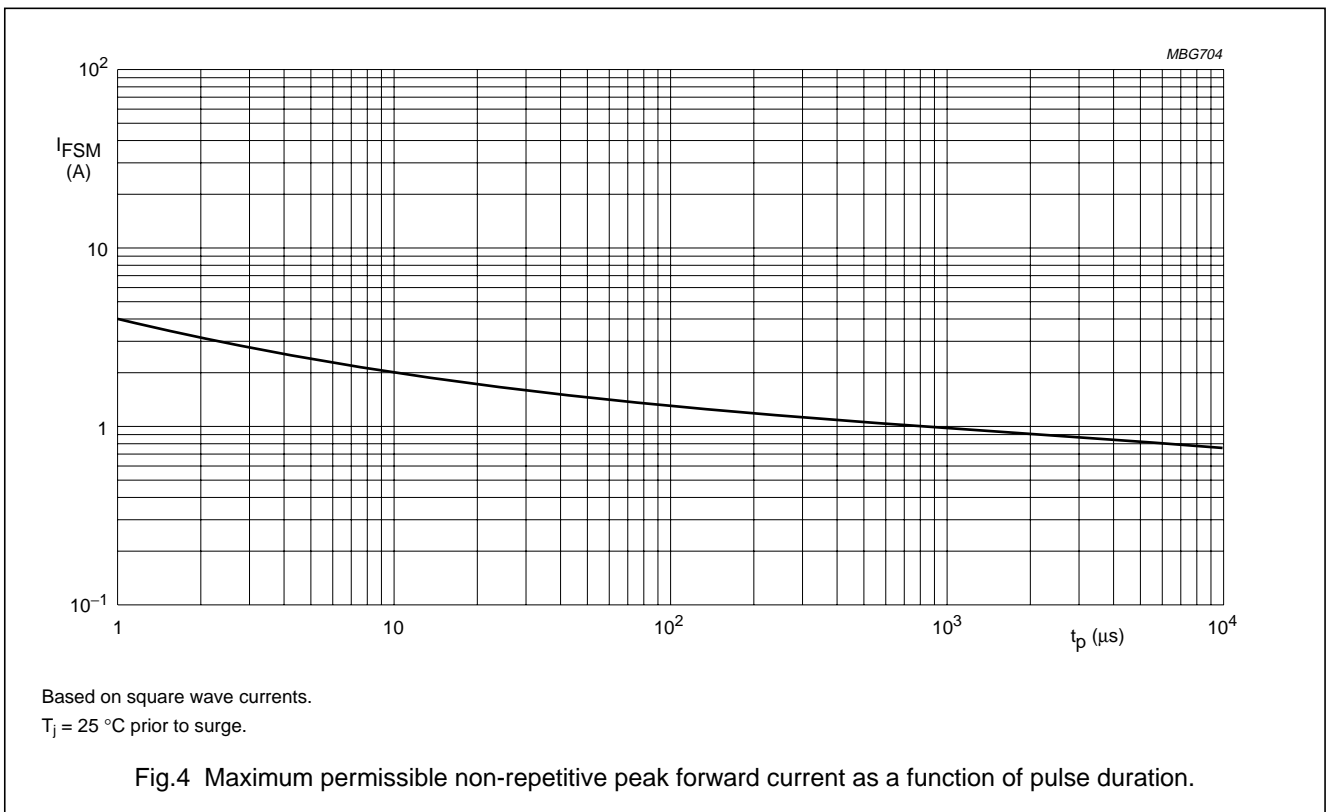
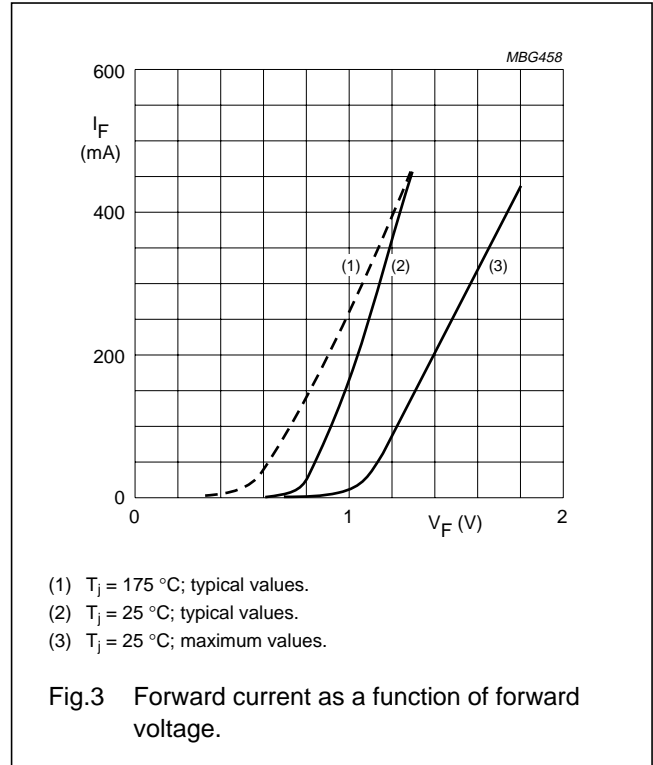
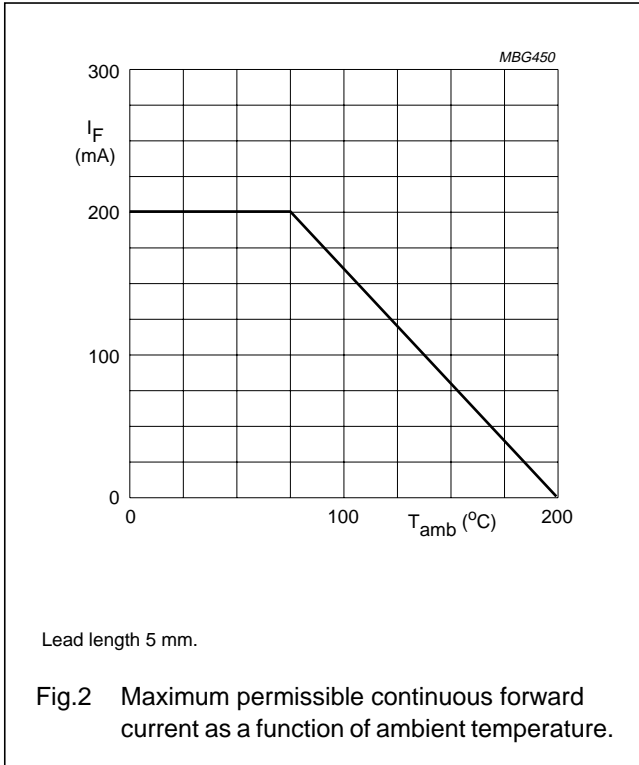
Note

1. Device mounted on a printed circuit-board without metallization pad.

High-speed diodes

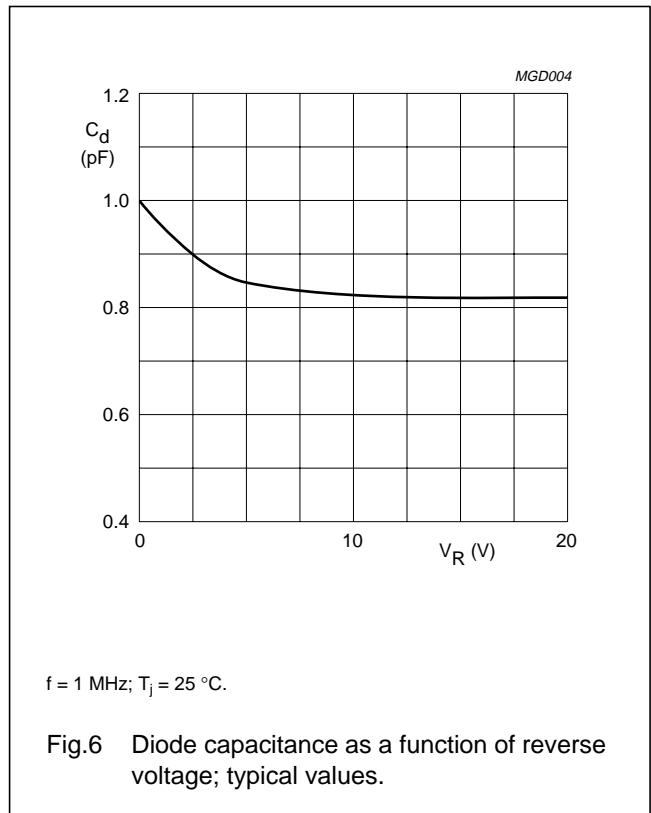
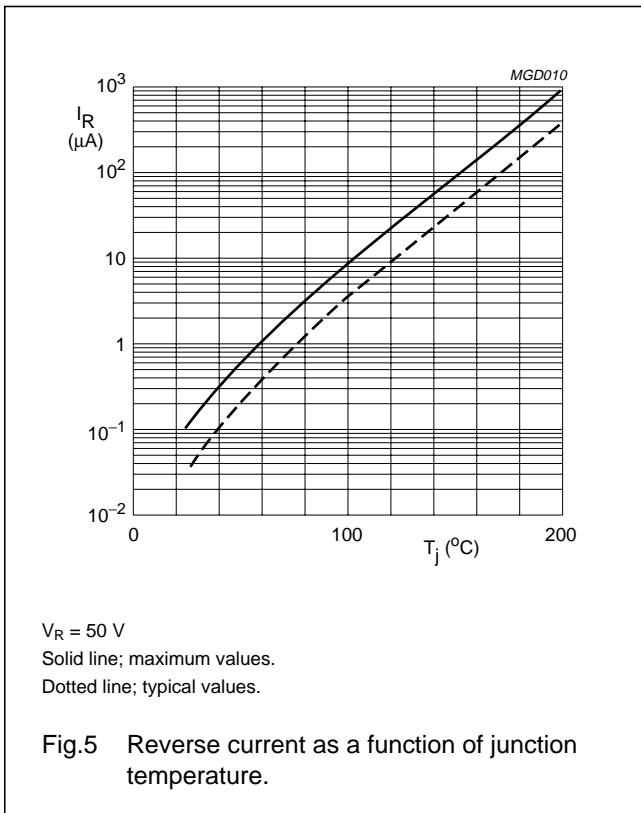
1N4531; 1N4532

GRAPHICAL DATA



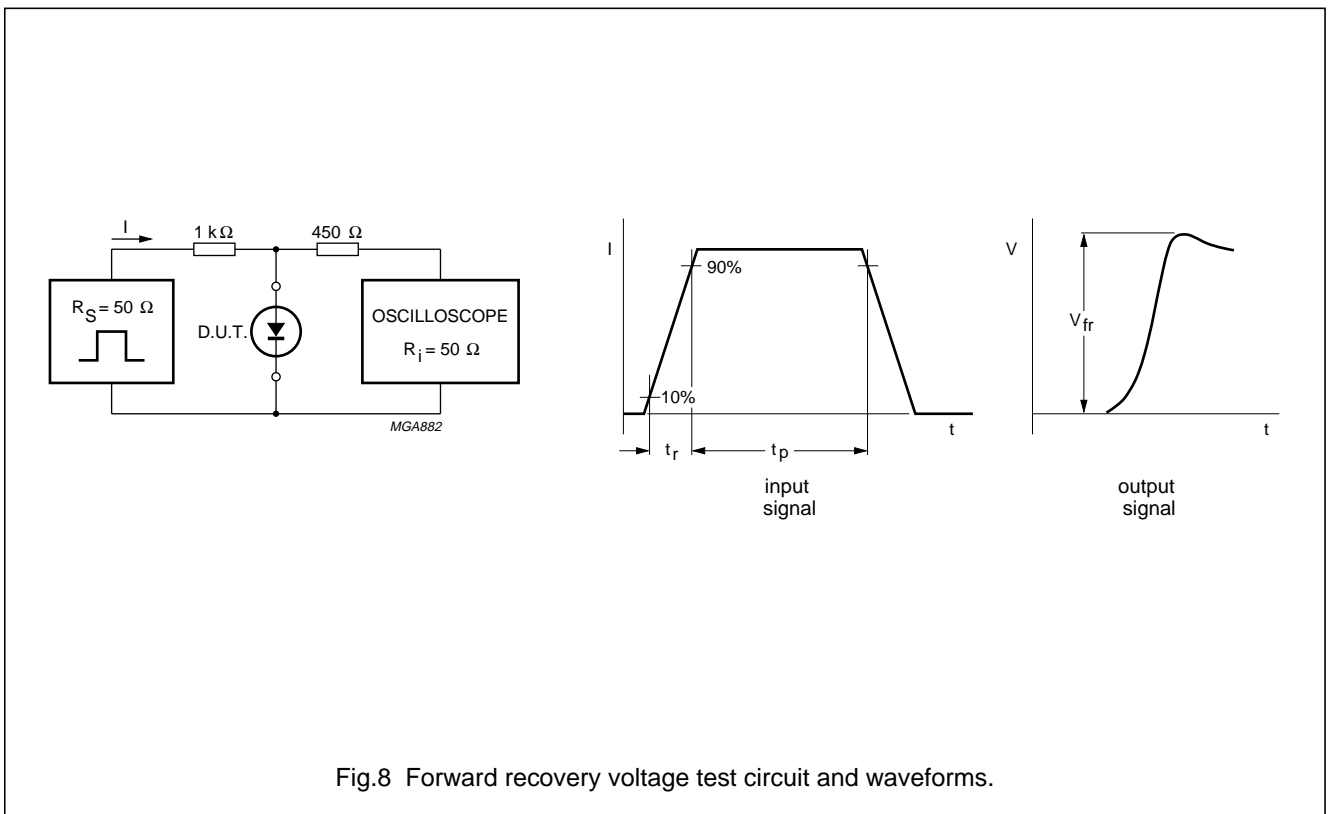
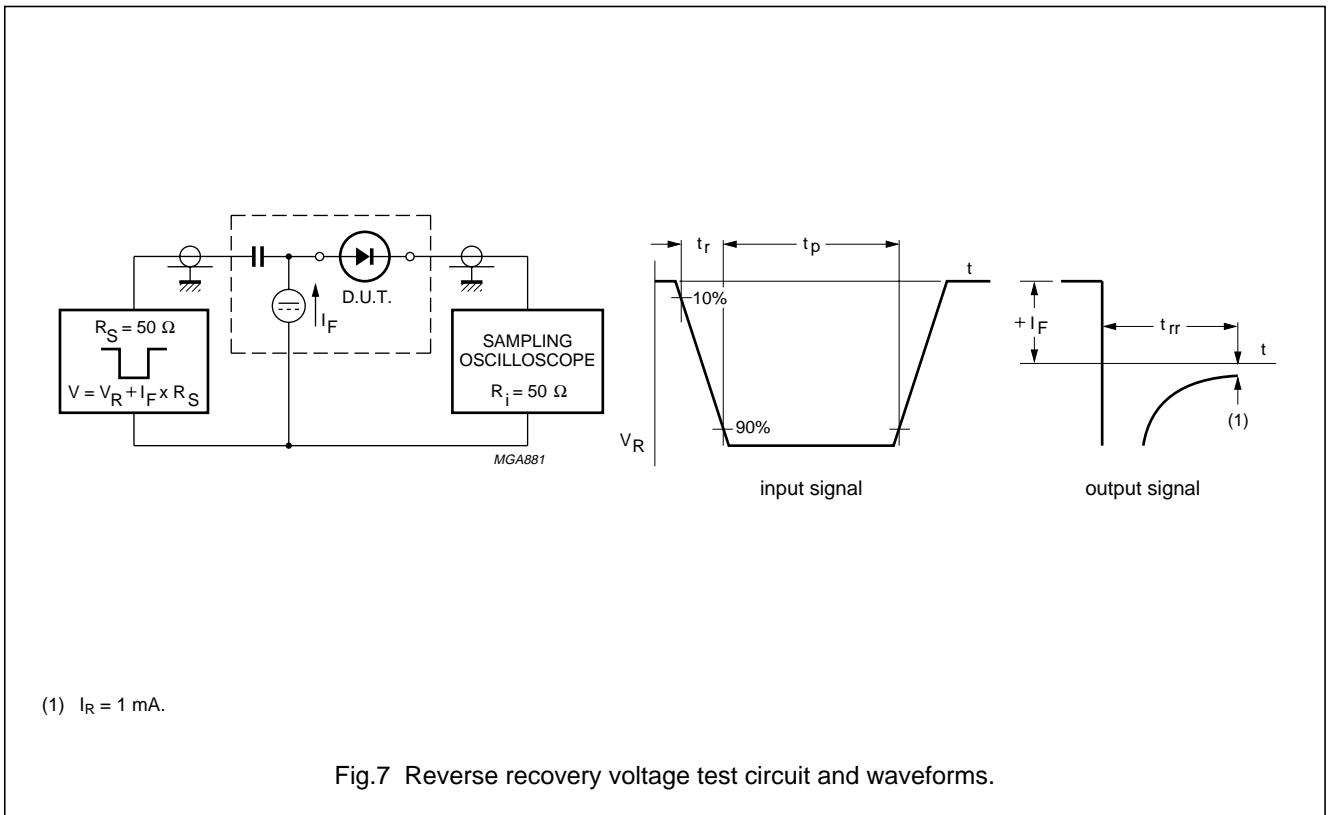
High-speed diodes

1N4531; 1N4532



High-speed diodes

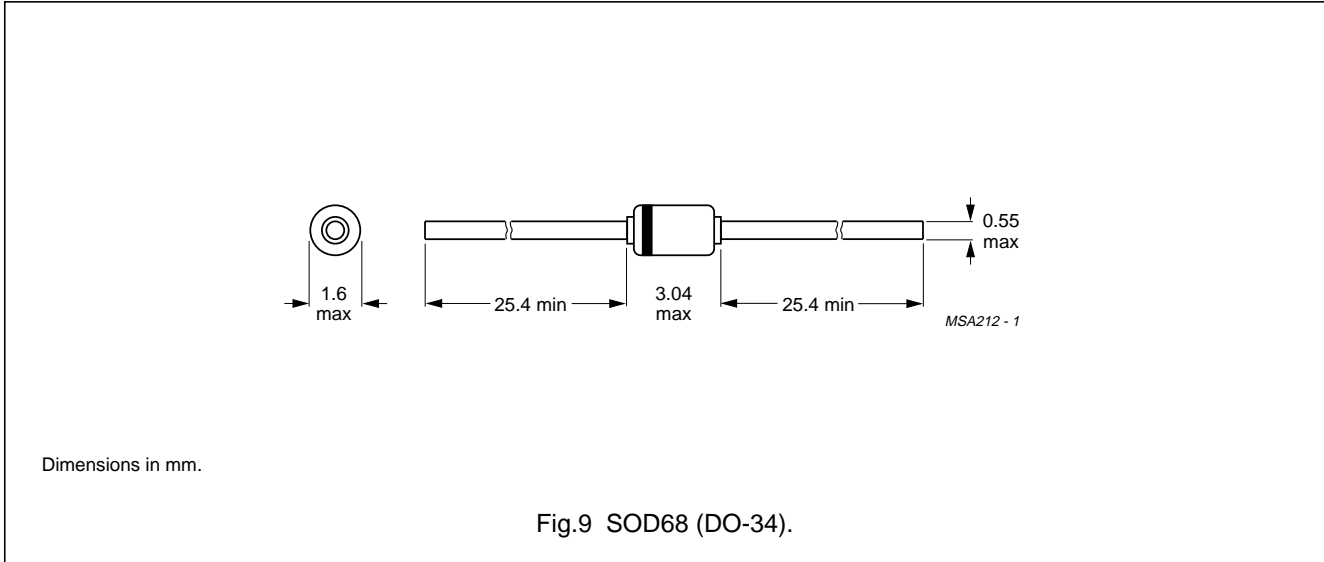
1N4531; 1N4532



High-speed diodes

1N4531; 1N4532

PACKAGE OUTLINE



DEFINITIONS

Data Sheet Status	
Objective specification	This data sheet contains target or goal specifications for product development.
Preliminary specification	This data sheet contains preliminary data; supplementary data may be published later.
Product specification	This data sheet contains final product specifications.
Limiting values	
Limiting values given are in accordance with the Absolute Maximum Rating System (IEC 134). Stress above one or more of the limiting values may cause permanent damage to the device. These are stress ratings only and operation of the device at these or at any other conditions above those given in the Characteristics sections of the specification is not implied. Exposure to limiting values for extended periods may affect device reliability.	
Application information	
Where application information is given, it is advisory and does not form part of the specification.	

LIFE SUPPORT APPLICATIONS

These products are not designed for use in life support appliances, devices, or systems where malfunction of these products can reasonably be expected to result in personal injury. Philips customers using or selling these products for use in such applications do so at their own risk and agree to fully indemnify Philips for any damages resulting from such improper use or sale.