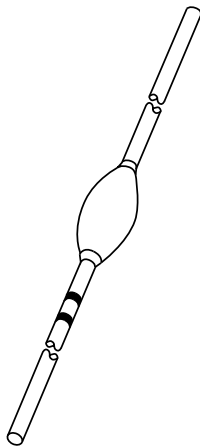


DATA SHEET



BY8100 series

**Very fast high-voltage soft-recovery
controlled avalanche rectifiers**

Product specification
Supersedes data of October 1994
File under Discrete Semiconductors, SC01

1996 May 24

Very fast high-voltage soft-recovery controlled avalanche rectifiers

BY8100 series

FEATURES

- Glass passivated
- High maximum operating temperature
- Low leakage current
- Excellent stability
- Guaranteed avalanche energy absorption capability
- Soft-recovery switching characteristics
- Compact construction.

APPLICATIONS

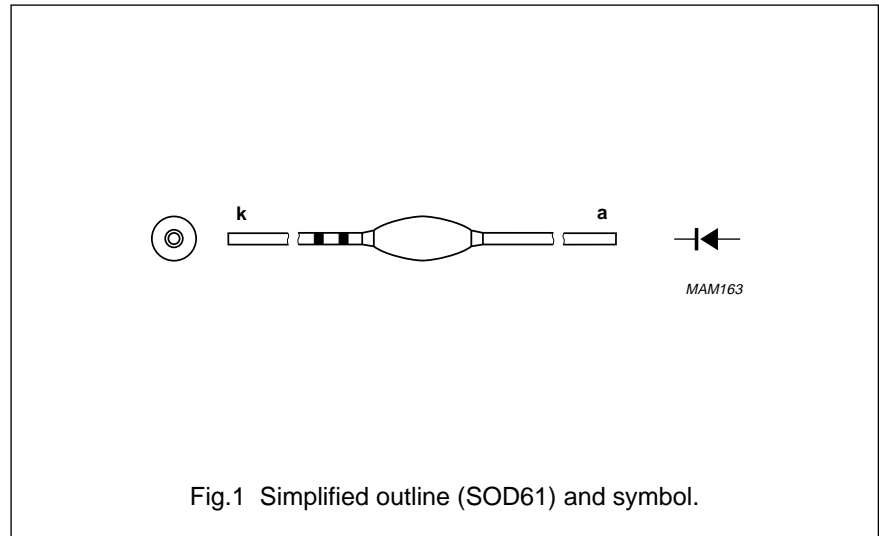
- For colour television and monitors up to 128 kHz
- High-voltage applications for:
 - Multipliers
 - Layer-wound diode-split-transformers where controlled avalanche is required.

DESCRIPTION

Rugged glass package, using a high temperature alloyed construction. This package is hermetically sealed and fatigue free as coefficients of

expansion of all used parts are matched.

The package is designed to be used in an insulating medium such as resin, oil or SF6 gas.



MARKING

Cathode band colour codes

| TYPE NUMBER | PACKAGE CODE | INNER BAND | OUTER BAND |
|-------------|--------------|------------|------------|
| BY8104 | SOD61AC | orange | black |
| BY8106 | SOD61AD | orange | green |
| BY8108 | SOD61AE | orange | red |
| BY8110 | SOD61AF | orange | violet |
| BY8112 | SOD61AH | orange | orange |
| BY8114 | SOD61AI | orange | lilac |
| BY8116 | SOD61AJ | orange | grey |

Very fast high-voltage soft-recovery controlled avalanche rectifiers

BY8100 series

LIMITING VALUES

In accordance with the Absolute Maximum Rating System (IEC 134).

| SYMBOL | PARAMETER | CONDITIONS | MIN. | MAX. | UNIT |
|--------------------|---|--|------|------|------|
| V _{RRM} | repetitive peak reverse voltage | | | | |
| | BY8104 | | – | 5 | kV |
| | BY8106 | | – | 8 | kV |
| | BY8108 | | – | 10 | kV |
| | BY8110 | | – | 12 | kV |
| | BY8112 | | – | 14 | kV |
| | BY8114 | | – | 17 | kV |
| | BY8116 | | – | 19 | kV |
| V _{RW} | working reverse voltage | | | | |
| | BY8104 | | – | 4 | kV |
| | BY8106 | | – | 6 | kV |
| | BY8108 | | – | 8 | kV |
| | BY8110 | | – | 10 | kV |
| | BY8112 | | – | 12 | kV |
| | BY8114 | | – | 14 | kV |
| | BY8116 | | – | 16 | kV |
| I _{F(AV)} | average forward current | averaged over any 20 ms period; see Figs 2 to 8 | | | |
| | BY8104 | | – | 20 | mA |
| | BY8106 | | – | 10 | mA |
| | BY8108 | | – | 5 | mA |
| | BY8110 | | – | 5 | mA |
| | BY8112 | | – | 5 | mA |
| | BY8114 | | – | 5 | mA |
| | BY8116 | | – | 3 | mA |
| I _{FRM} | repetitive peak forward current | note 1 | – | 500 | mA |
| P _{RSM} | non-repetitive peak reverse power dissipation | t = 20 μs half sinewave; T _j = T _{j max} prior to surge | | | |
| | BY8104 | | – | 1.7 | kW |
| | BY8106 | | – | 2.5 | kW |
| | BY8108 | | – | 3.0 | kW |
| | BY8110 | | – | 3.8 | kW |
| | BY8112 | | – | 5.0 | kW |
| | BY8114 | | – | 5.5 | kW |
| | BY8116 | | – | 6.5 | kW |
| T _{stg} | storage temperature | | –65 | +120 | °C |
| T _j | junction temperature | | –65 | +120 | °C |

Note

1. Withstands peak currents during flash-over in a picture tube.

Very fast high-voltage soft-recovery controlled avalanche rectifiers

BY8100 series

ELECTRICAL CHARACTERISTICS

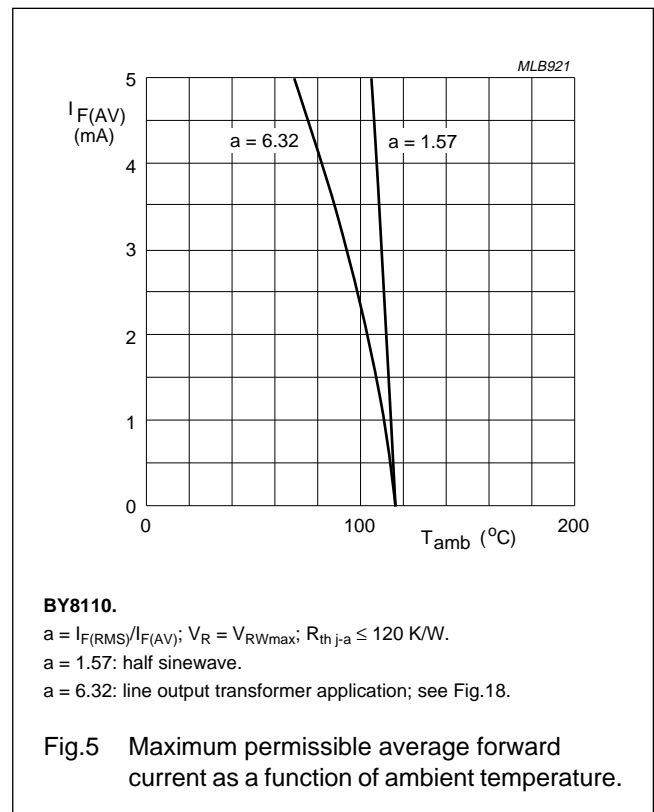
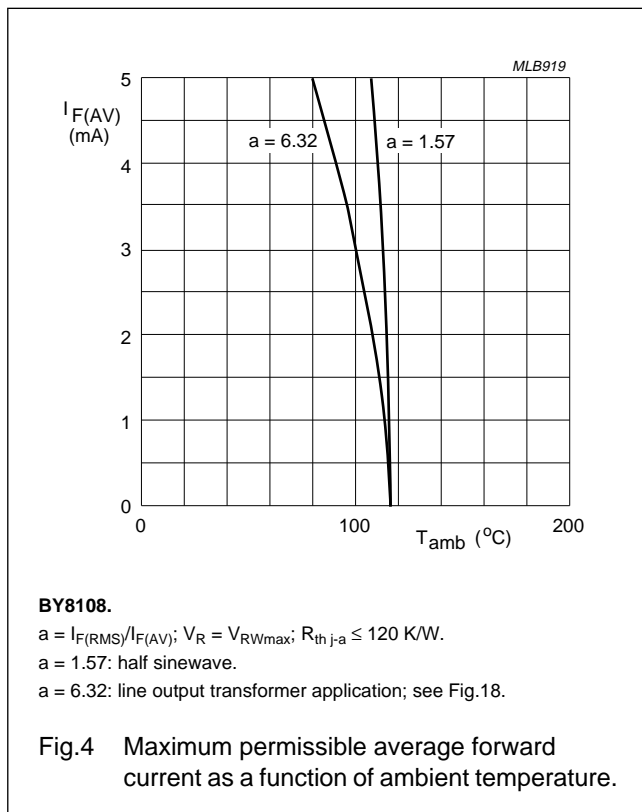
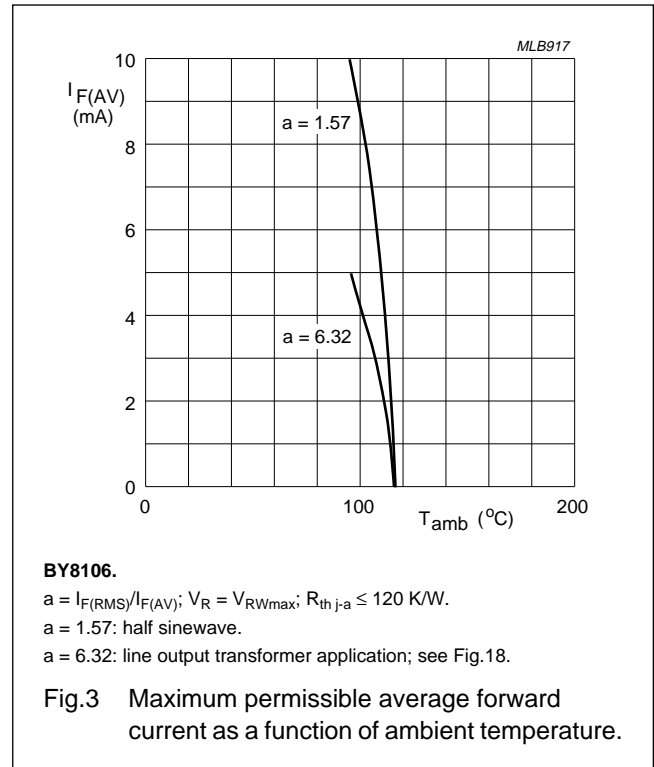
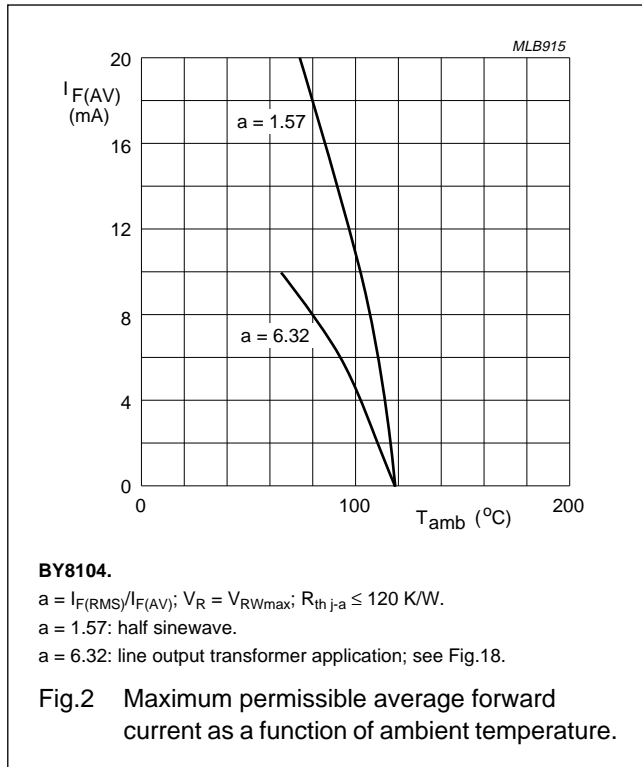
$T_j = 25\text{ °C}$; unless otherwise specified.

| SYMBOL | PARAMETER | CONDITIONS | MIN. | TYP. | MAX. | UNIT |
|----------|-----------------------|---|------|------|------|---------------|
| V_F | forward voltage | $I_F = 100\text{ mA}$; $T_j = T_{j\text{ max}}$; see Figs 9 to 15 | - | - | 26 | V |
| | BY8104 | | | | | |
| | BY8106 | | | | | |
| | BY8108 | | | | | |
| | BY8110 | | | | | |
| | BY8112 | | | | | |
| | BY8114 | | | | | |
| BY8116 | | | | | | |
| I_R | reverse current | $V_R = V_{RW\text{ max}}$; $T_j = 120\text{ °C}$ | - | - | 3 | μA |
| Q_r | recovery charge | when switched from $I_F = 100\text{ mA}$ to $V_R \geq 100\text{ V}$ and $dI_F/dt = -200\text{ mA}/\mu\text{s}$; see Fig.16 | - | - | 0.4 | nC |
| t_f | fall time | when switched from $I_F = 100\text{ mA}$ to $V_R \geq 100\text{ V}$ and $dI_F/dt = -200\text{ mA}/\mu\text{s}$; see Fig.16 | 40 | - | - | ns |
| t_{rr} | reverse recovery time | when switched from $I_F = 2\text{ mA}$ to $I_R = 4\text{ mA}$; measured at $I_R = 1\text{ mA}$; see Fig.17 | - | - | 60 | ns |
| C_d | diode capacitance | $V_R = 0\text{ V}$; $f = 1\text{ MHz}$ | - | 0.90 | - | pF |
| | BY8104 | | | | | |
| | BY8106 | | | | | |
| | BY8108 | | | | | |
| | BY8110 | | | | | |
| | BY8112 | | | | | |
| | BY8114 | | | | | |
| BY8116 | | | | | | |

Very fast high-voltage soft-recovery controlled avalanche rectifiers

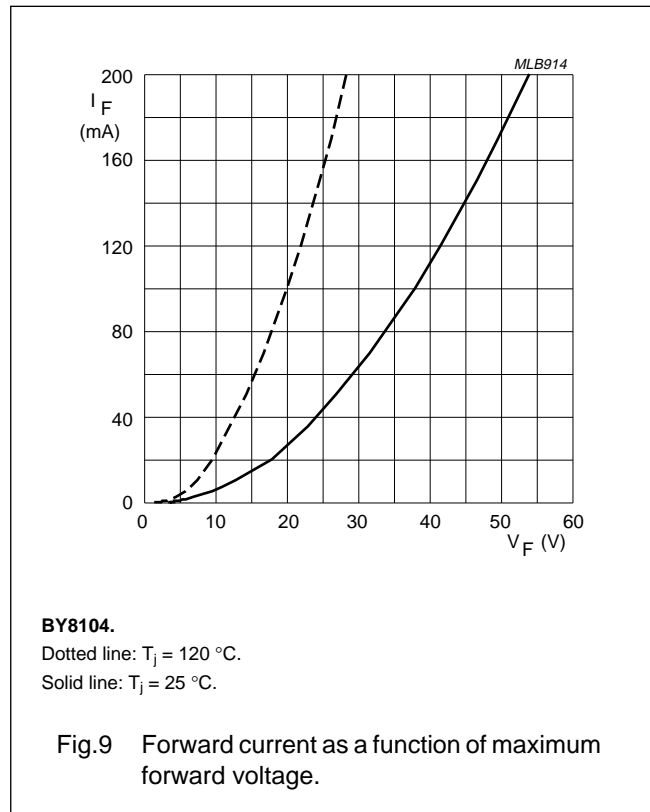
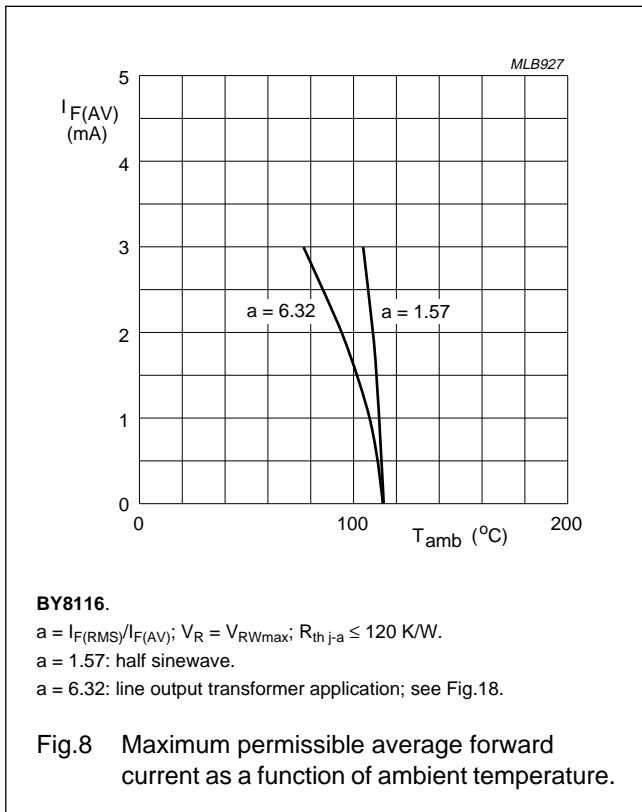
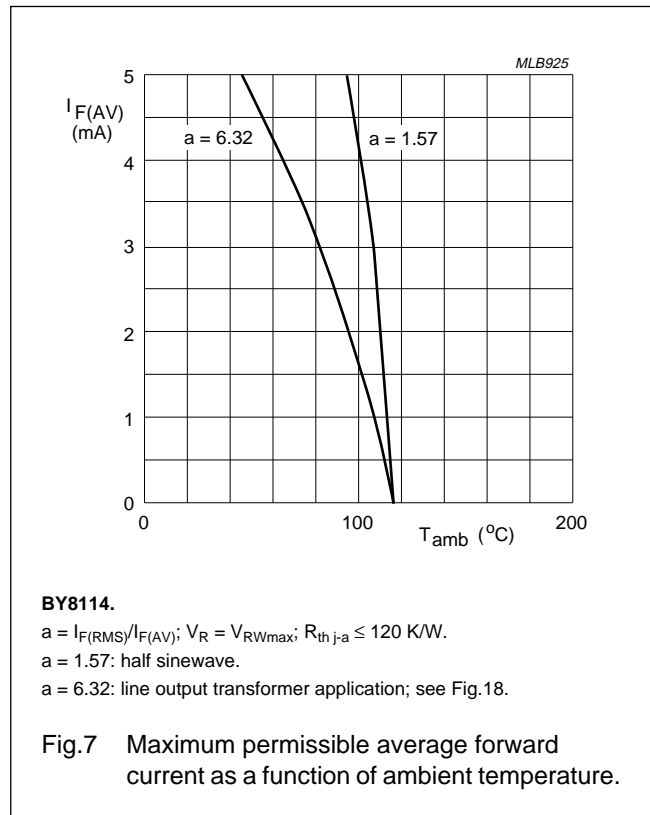
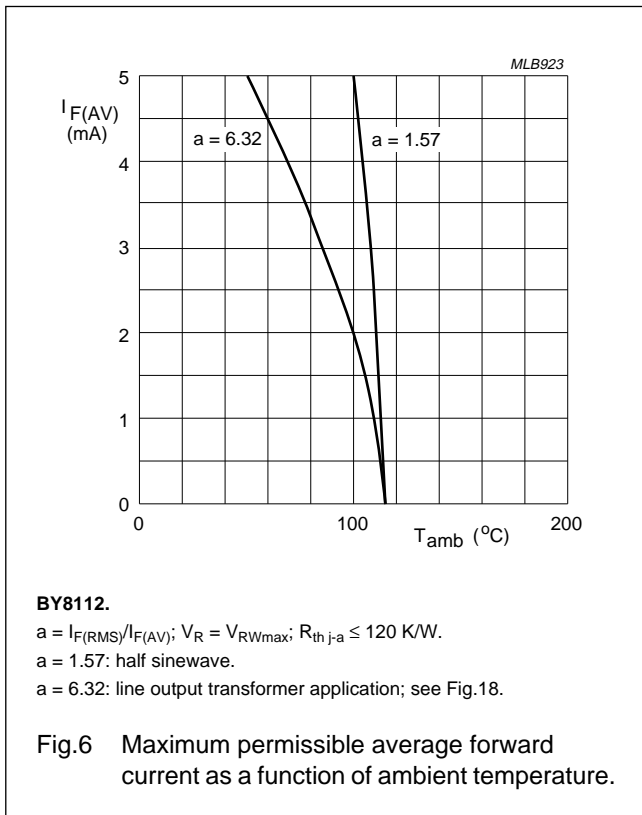
BY8100 series

GRAPHICAL DATA



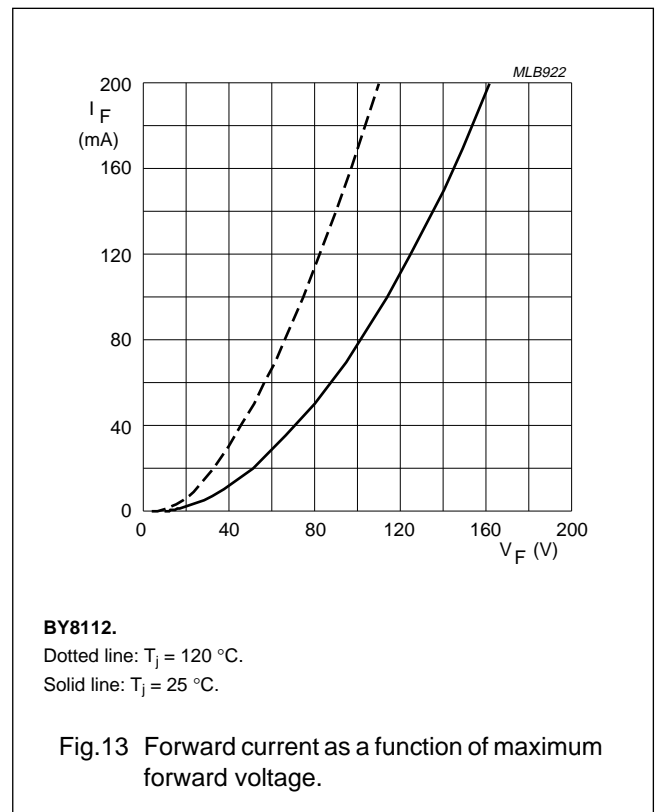
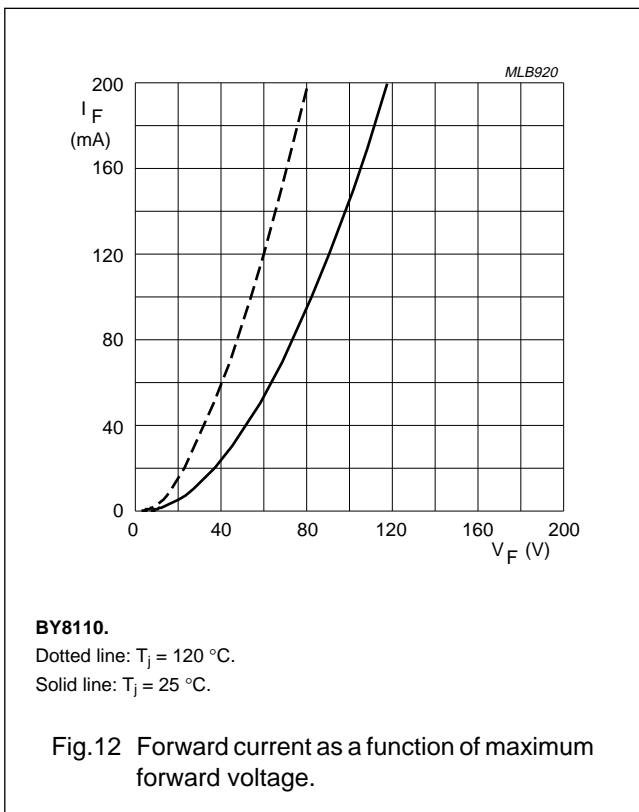
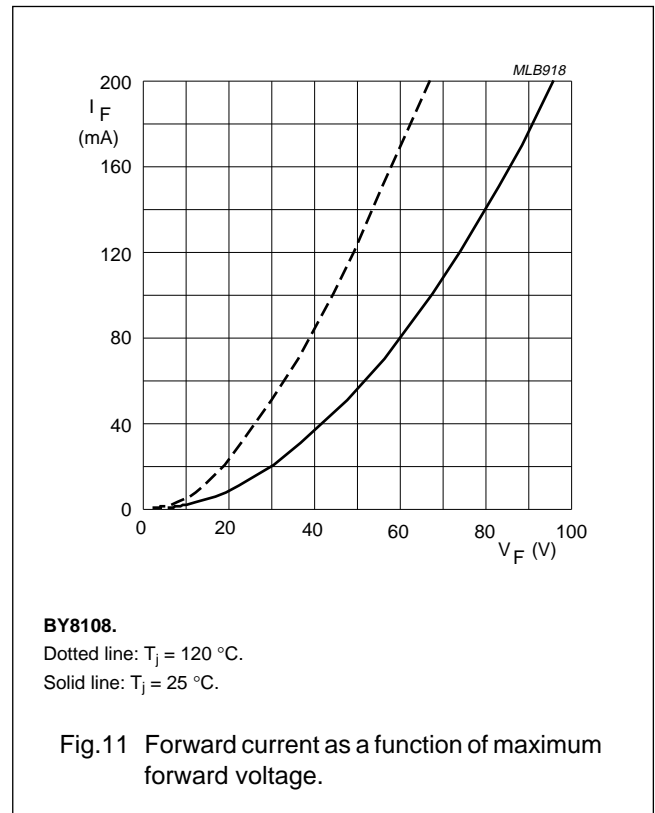
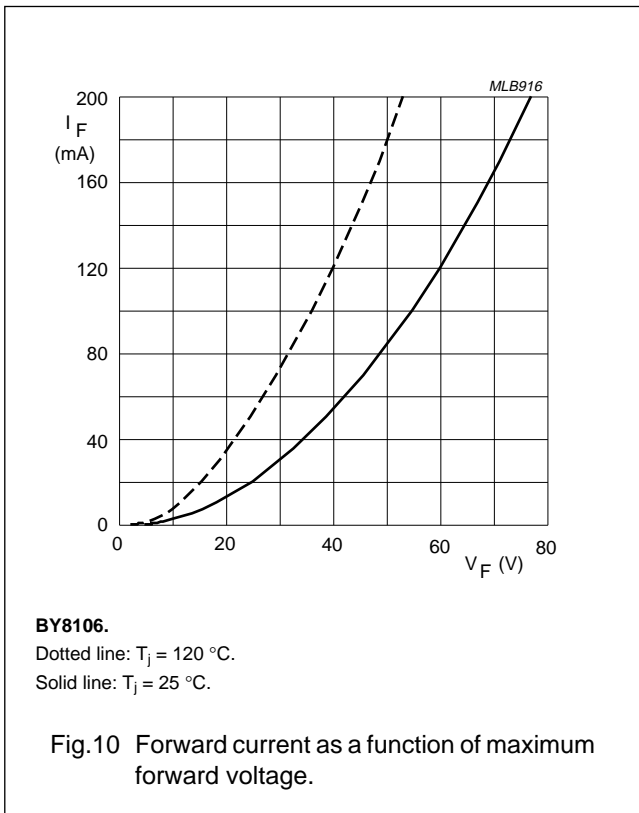
Very fast high-voltage soft-recovery controlled avalanche rectifiers

BY8100 series



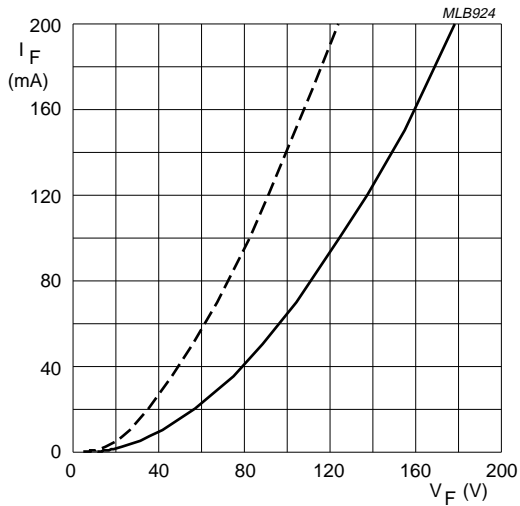
Very fast high-voltage soft-recovery controlled avalanche rectifiers

BY8100 series



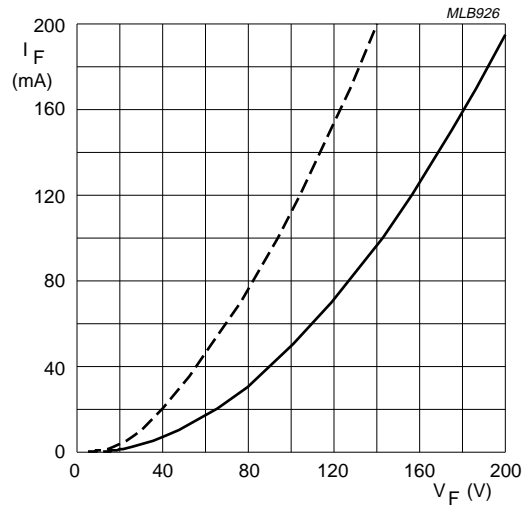
Very fast high-voltage soft-recovery controlled avalanche rectifiers

BY8100 series



BY8114.
Dotted line: $T_j = 120\text{ }^\circ\text{C}$.
Solid line: $T_j = 25\text{ }^\circ\text{C}$.

Fig. 14 Forward current as a function of maximum forward voltage.



BY8116.
Dotted line: $T_j = 120\text{ }^\circ\text{C}$.
Solid line: $T_j = 25\text{ }^\circ\text{C}$.

Fig. 15 Forward current as a function of maximum forward voltage.

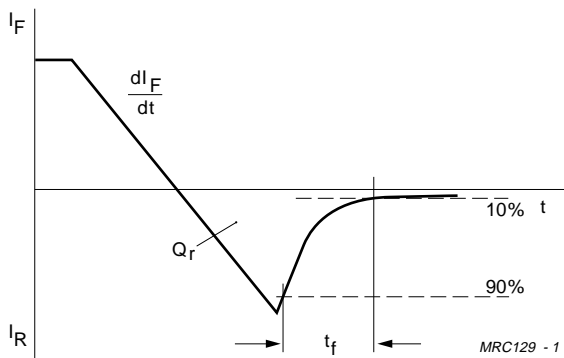
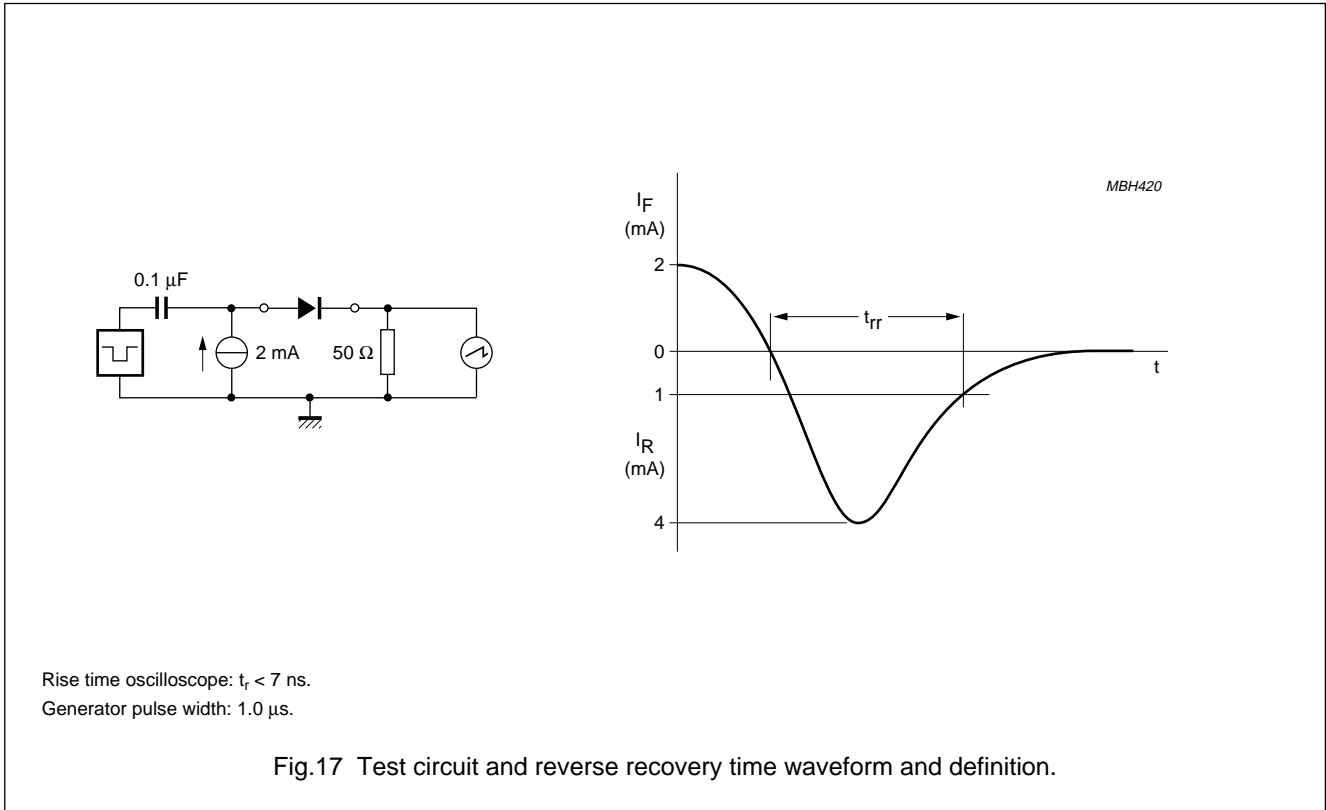


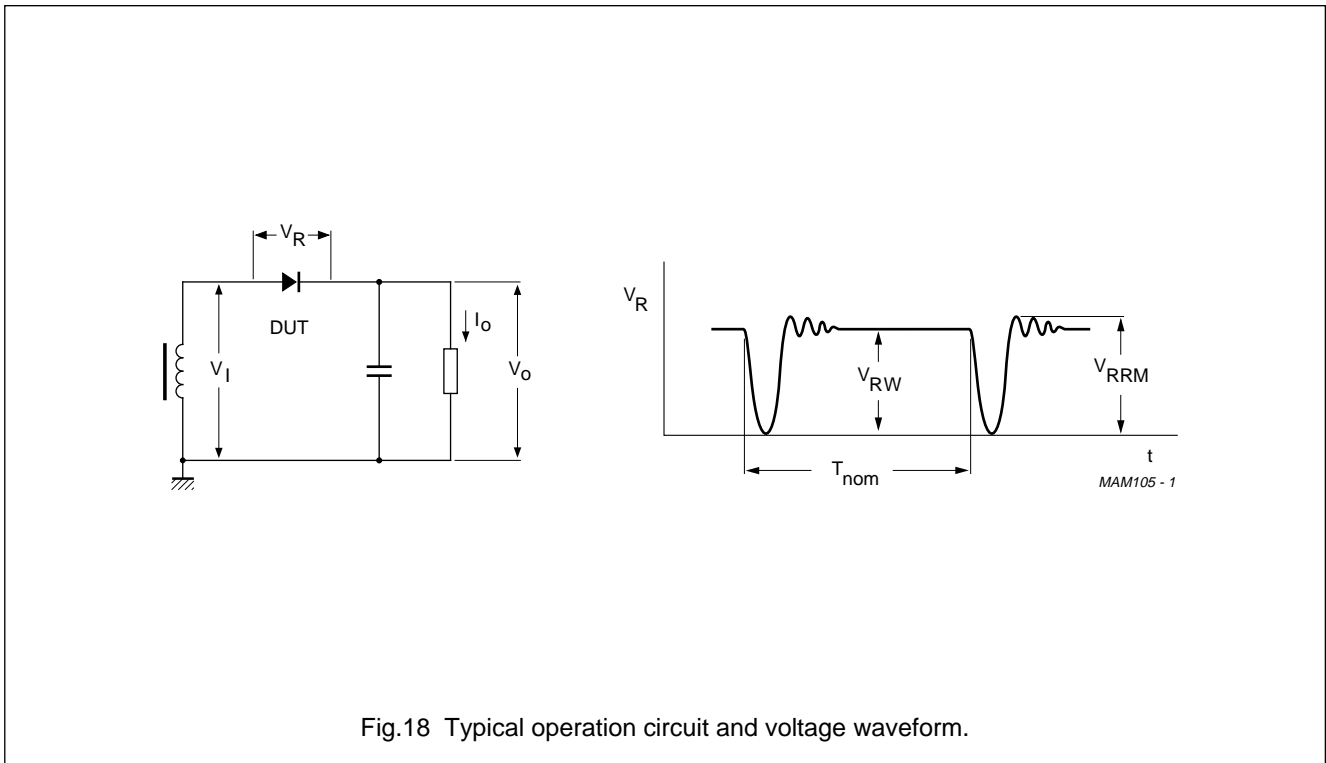
Fig. 16 Reverse recovery definitions.

Very fast high-voltage soft-recovery controlled avalanche rectifiers

BY8100 series



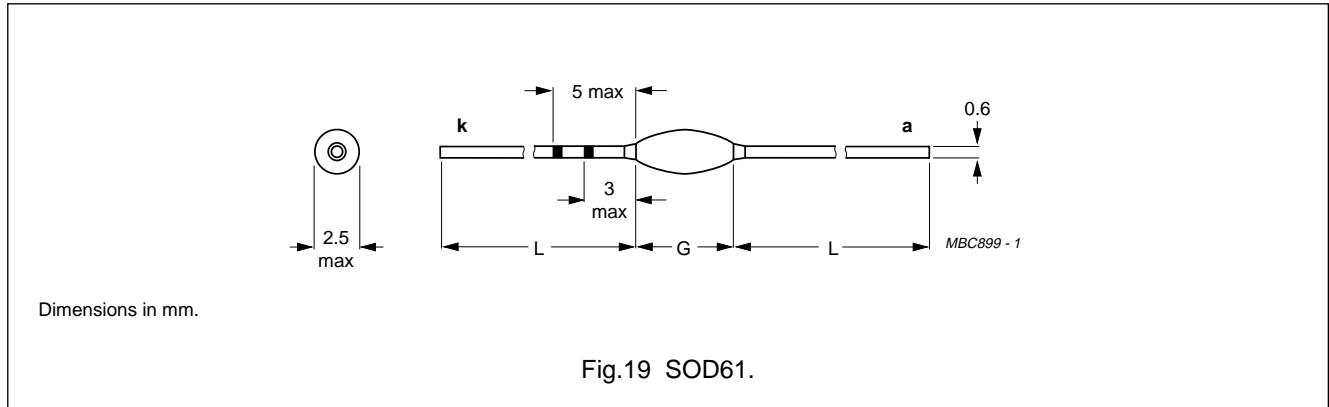
APPLICATION INFORMATION



Very fast high-voltage soft-recovery
controlled avalanche rectifiers

BY8100 series

PACKAGE OUTLINE



SOD61 package specification

| TYPE NUMBER | PACKAGE CODE | L _{min} (mm) | G _{max} (mm) |
|-------------|--------------|-----------------------|-----------------------|
| BY8104 | SOD61AC | 30.4 | 8.3 |
| BY8106 | SOD61AD | 30.2 | 8.7 |
| BY8108 | SOD61AE | 30.0 | 9.1 |
| BY8110 | SOD61AF | 29.8 | 9.5 |
| BY8112 | SOD61AH | 29.3 | 10.5 |
| BY8114 | SOD61AI | 28.8 | 11.5 |
| BY8116 | SOD61AJ | 28.3 | 12.5 |

DEFINITIONS

| Data Sheet Status | |
|---|---|
| Objective specification | This data sheet contains target or goal specifications for product development. |
| Preliminary specification | This data sheet contains preliminary data; supplementary data may be published later. |
| Product specification | This data sheet contains final product specifications. |
| Limiting values | |
| Limiting values given are in accordance with the Absolute Maximum Rating System (IEC 134). Stress above one or more of the limiting values may cause permanent damage to the device. These are stress ratings only and operation of the device at these or at any other conditions above those given in the Characteristics sections of the specification is not implied. Exposure to limiting values for extended periods may affect device reliability. | |
| Application information | |
| Where application information is given, it is advisory and does not form part of the specification. | |

LIFE SUPPORT APPLICATIONS

These products are not designed for use in life support appliances, devices, or systems where malfunction of these products can reasonably be expected to result in personal injury. Philips customers using or selling these products for use in such applications do so at their own risk and agree to fully indemnify Philips for any damages resulting from such improper use or sale.