

**ANSALDO****Ansaldo Trasporti s.p.a.  
Unita' Semiconduttori**Via N. Lorenzi 8 - I 16152 GENOVA - ITALY  
Tel. int. +39/(0)10 6556549 - (0)10 6556488  
Fax Int. +39/(0)10 6442510  
Tx 270318 ANSUSE I -**FAST RECOVERY DIODE****ARF676**

Repetitive voltage up to	<b>4800 V</b>
Mean forward current	<b>1515 A</b>
Surge current	<b>18 kA</b>

**FINAL SPECIFICATION**

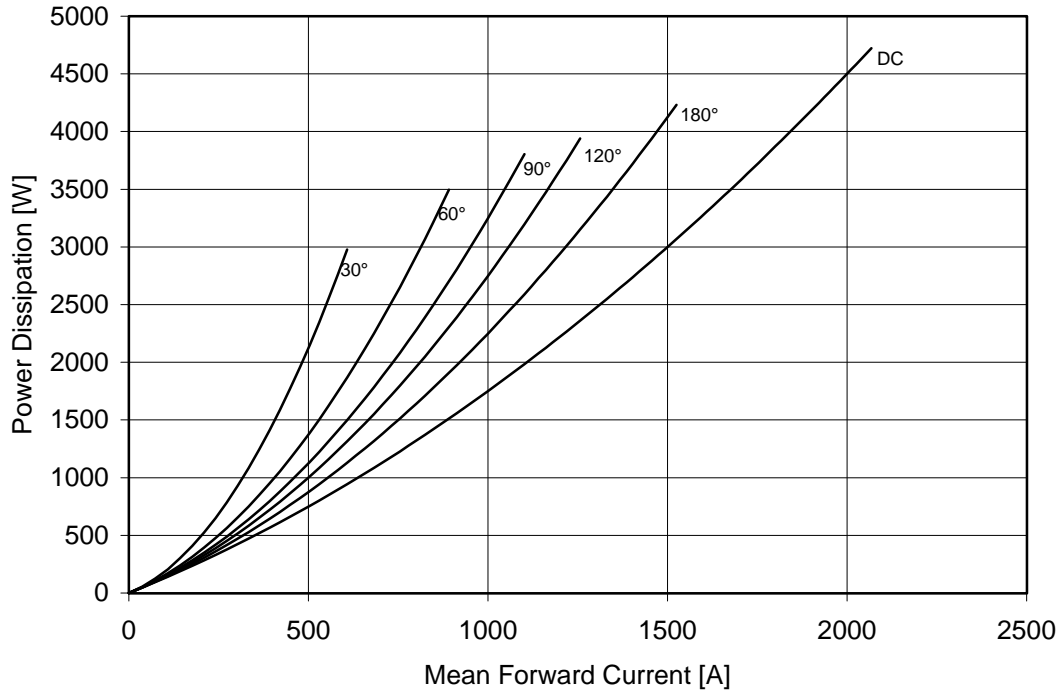
feb 97 - ISSUE : 03

Symbol	Characteristic	Conditions	T <sub>j</sub> [°C]	Value	Unit
<b>BLOCKING</b>					
V <sub>RRM</sub>	Repetitive peak reverse voltage		140	4800	V
V <sub>RSM</sub>	Non-repetitive peak reverse voltage		140	4900	V
I <sub>RRM</sub>	Repetitive peak reverse current	V=VRRM	140	100	mA
<b>CONDUCTING</b>					
I <sub>F(AV)</sub>	Mean forward current	180° sin ,50 Hz, Th=55°C, double side cooled		1515	A
I <sub>F(AV)</sub>	Mean forward current	180° square,50 Hz,Th=55°C,double side cooled		1535	A
I <sub>FSM</sub>	Surge forward current	Sine wave, 10 ms reapplied reverse voltage up to 50% VRSM	140	18	kA
I <sup>2</sup> t	I <sup>2</sup> t			1620 x1E3	A²s
V <sub>FM</sub>	Forward voltage	Forward current : 1570 A	25	2.4	V
V <sub>F(TO)</sub>	Threshold voltage		140	1.25	V
r <sub>F</sub>	Forward slope resistance		140	0.500	mohm
<b>SWITCHING</b>					
t <sub>rr</sub>	Reverse recovery time	I <sub>F</sub> = 1000 A di/dt= 250 A/μs VR = 100 V	140	6	μs
Q <sub>rr</sub>	Reverse recovery charge			2000	μC
I <sub>rr</sub>	Peak reverse recovery current			800	A
s	Softness (s-factor), min			0.5	
V <sub>FR</sub>	Peak forward recovery			40	V
<b>MOUNTING</b>					
R <sub>th(j-h)</sub>	Thermal impedance	Junction to heatsink, double side cooled		18	°C/kW
T <sub>j</sub>	Operating junction temperature			-30 / 140	°C
F	Mounting force			22.0 / 24.5	kN
	Mass			300	g

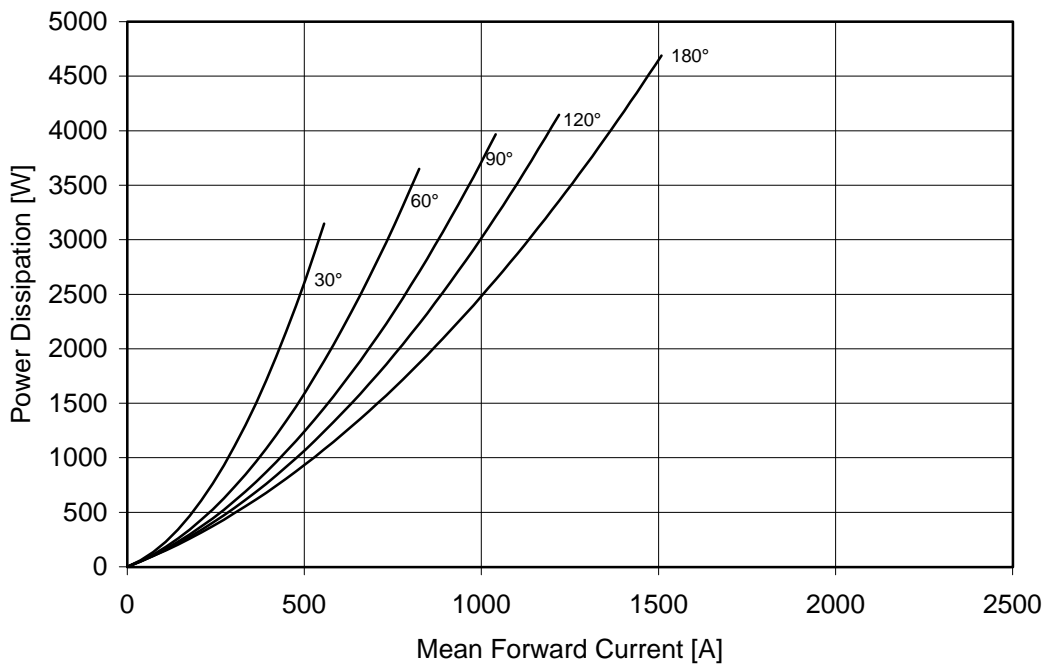
**ORDERING INFORMATION : ARF676 S 48**standard specification   VRRM/100

DISSIPATION CHARACTERISTICS

SQUARE WAVE

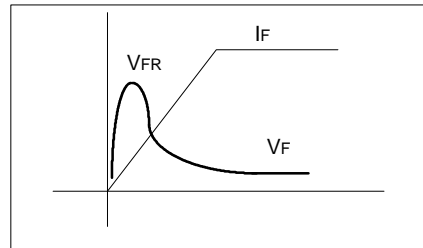
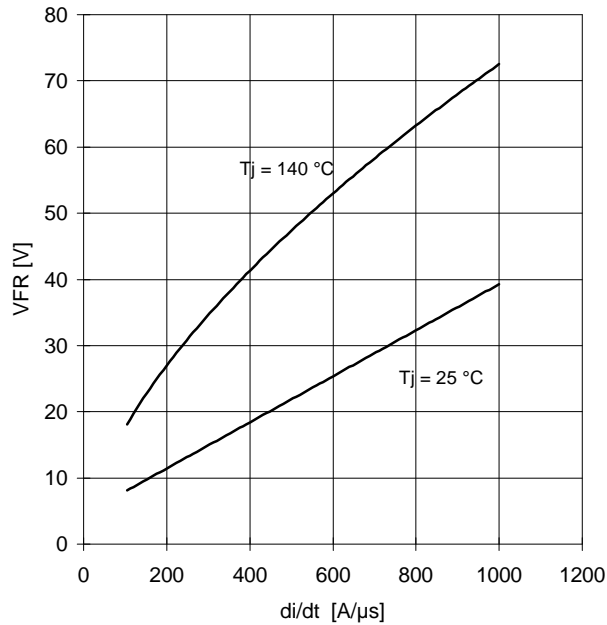


SINE WAVE

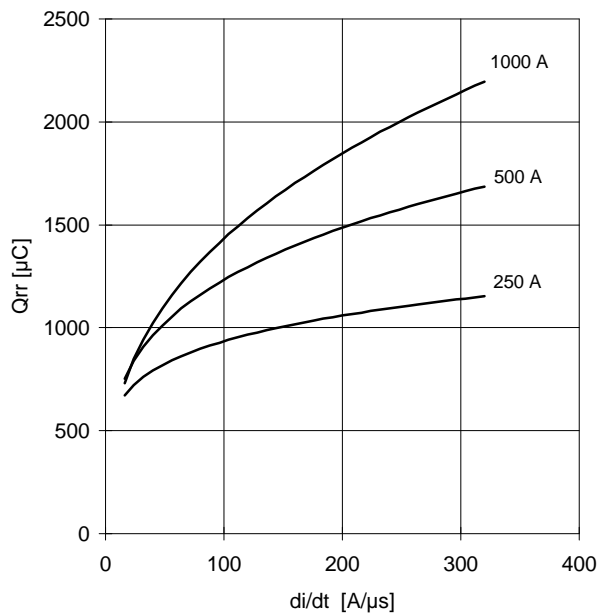


## SWITCHING CHARACTERISTICS

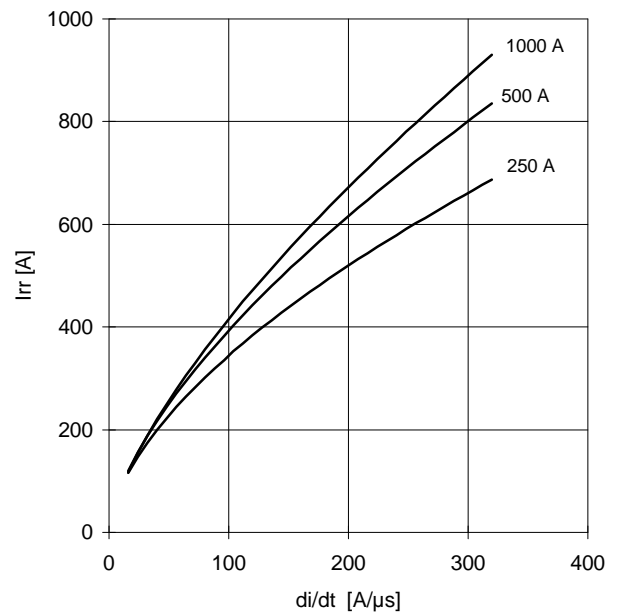
FORWARD RECOVERY VOLTAGE



REVERSE RECOVERY CHARGE  
Tj = 140 °C



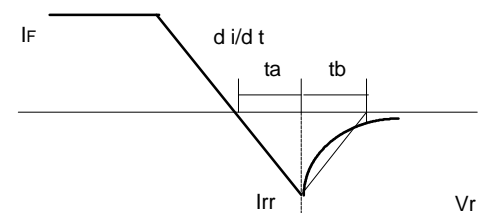
REVERSE RECOVERY CURRENT  
Tj = 140 °C



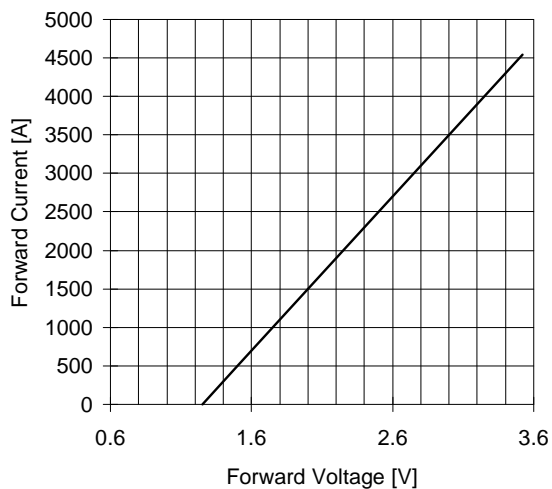
$$t_a = I_{rr} / (di/dt) \quad t_b = t_{rr} - t_a$$

$$\text{Softness (s factor)} \quad s = t_b / t_a$$

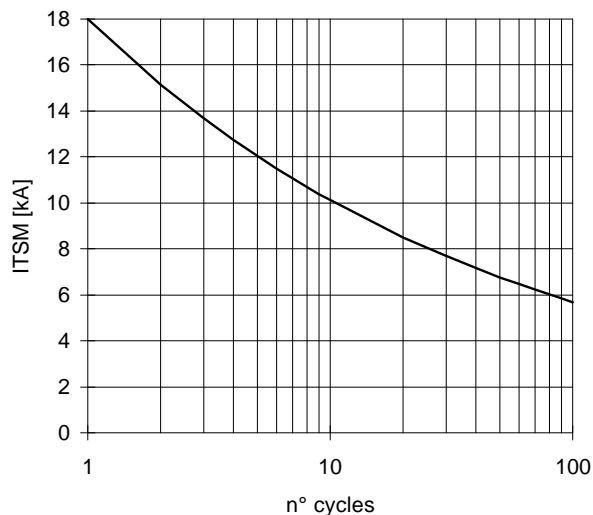
$$\text{Energy dissipation during recovery } E_r = V_r \cdot (Q_{rr} - I_{rr} \cdot t_a / 2)$$



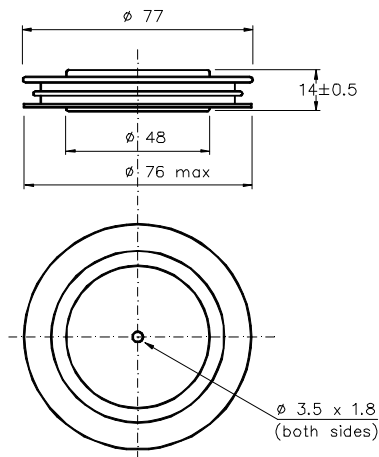
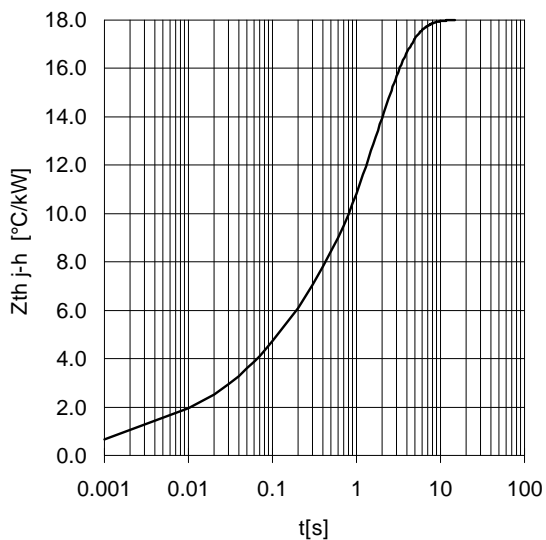
FORWARD CHARACTERISTIC  
T<sub>j</sub> = 140 °C



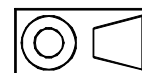
SURGE CHARACTERISTIC  
T<sub>j</sub> = 140 °C



TRANSIENT THERMAL IMPEDANCE  
DOUBLE SIDE COOLED



Dimensions  
in mm



All the characteristics given in this data sheet are guaranteed only with uniform clamping force, cleaned and lubricated heatsink, surfaces with flatness < .03 mm and roughness < 2 μm.

In the interest of product improvement ANSALDO reserves the right to change any data given in this data sheet at any time without previous notice.

If not stated otherwise the maximum value of ratings (symbols over shaded background) and characteristics is reported.

Distributed by

