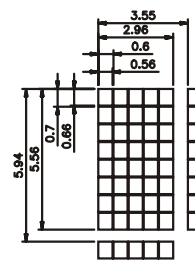
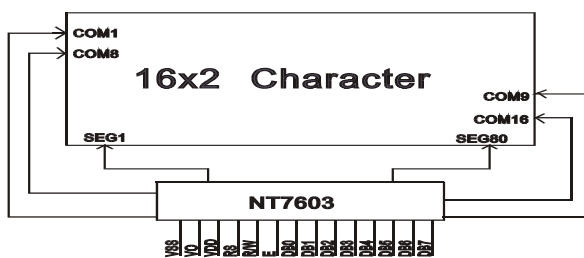
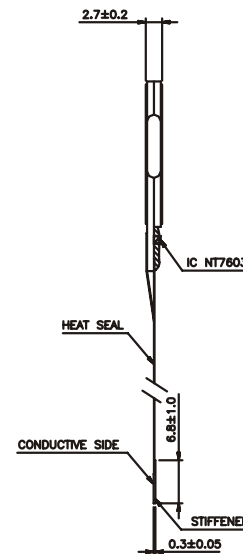
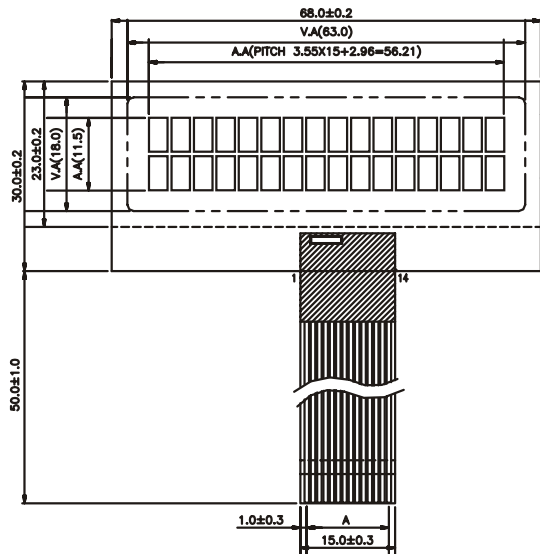


OUTLINE DIMENSION & BLOCK DIAGRAM



MECHANICAL SPECIFICATION

Overall Size	68.0 x 30.0 mm	Module	H2 / H1
View Area	63.0 x 18.0 mm	W/O B/L	- / 2.7
Character Size	2.96 x 5.56 mm	EL B/L	- / -
Character Pitch	3.55 x 5.94 mm	LED B/L	- / -

PIN ASSIGNMENT

Pin No.	Symbol	Function
1	Vss	Ground
2	Vo	Contrast Adjustment
3	VDD	VCC
4	RS	Register select signal
5	R/W	Read/write selection
6	E	Enable signal
7	DB0	Data bus
8	DB1	Data bus
9	DB2	Data bus
10	DB3	Data bus
11	DB4	Data bus
12	DB5	Data bus
13	DB6	Data bus
14	DB7	Data bus

ABSOLUTE MAXIMUM RATING

Item	Symbol	Condition	Min.	Max.	Units
Supply for logic voltage	V _{DD-VSS}	25°C	-0.3	7.0	V
LCD driving supply voltage	V _{DD-VEE}	25°C	3.0	V _{DD}	V
Input Voltage	V _{IN}	25°C	-0.3	+0.3	V

ELECTRICAL CHARACTERISTICS

Item	Symbol	Condition	Min.	Typical	Max.	Units		
Power supply voltage	V _{DD-VSS}	25°C	4.75	5.0	5.25	V		
LCD operation voltage	V _{OP}	T _{OP}	N	W	N	W	V	
		-20°C	-	-	-	-	V	
		0°C	-	-	-	-	V	
		25°C	-	4.3	-	4.5	4.7	V
		50°C	-	-	-	-	-	V
		70°C	-	-	-	-	-	V
LCM current consumption (No B/L)	I _{DD}	V _{DD} =5V	-	0.5	1.5	mA		
	-	-	-	-	-	mA		
Backlight current consumption	-	-	-	-	--	mA		

REMARK

LCD option: TN, STN, FSTN

Backlight Option: under request.