

LOW CAPACITANCE TVS ARRAY

APPLICATIONS

- ✓ Set-Top Boxes
- ✓ Modems
- ✓ Computers
- ✓ Printers
- ✓ Communication Systems

IEC COMPATIBILITY (EN61000-4)


- ✓ 61000-4-2 (ESD): Air - 15kV, Contact - 8kV
- ✓ 61000-4-4 (EFT): 40A - 5/50ns

FEATURES

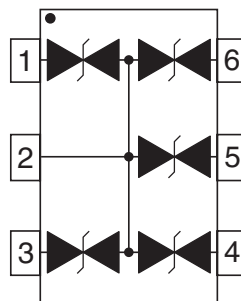
- ✓ ESD Protection > 25 kilovolts
- ✓ 80 Watt Peak Pulse Power per Line ($t_p = 8/20\mu s$)
- ✓ Low Clamping Voltage
- ✓ Provides Five (5) Lines of Protection
- ✓ Bidirectional Configuration
- ✓ **LOW LEAKAGE CURRENT < 1.0 μA**
- ✓ **LOW CAPACITANCE: 15pF Per Diode**

MECHANICAL CHARACTERISTICS

- ✓ Molded JEDEC SOT-23-6
- ✓ Weight 66 milligrams (Approximate)
- ✓ Flammability rating UL 94V-0
- ✓ 8mm Tape and Reel Per EIA Standard 481
- ✓ Marking: Marking Code & Pin One Defined By DOT on Top of Package



PIN CONFIGURATION



DEVICE CHARACTERISTICS

MAXIMUM RATINGS @ 25°C Unless Otherwise Specified			
PARAMETER	SYMBOL	VALUE	UNITS
Peak Pulse Power ($t_p = 8/20\mu s$) - See Figure 1	P_{PP}	80	Watts
Operating Temperature	T_J	-55°C to 150°C	°C
Storage Temperature	T_{STG}	-55°C to 150°C	°C

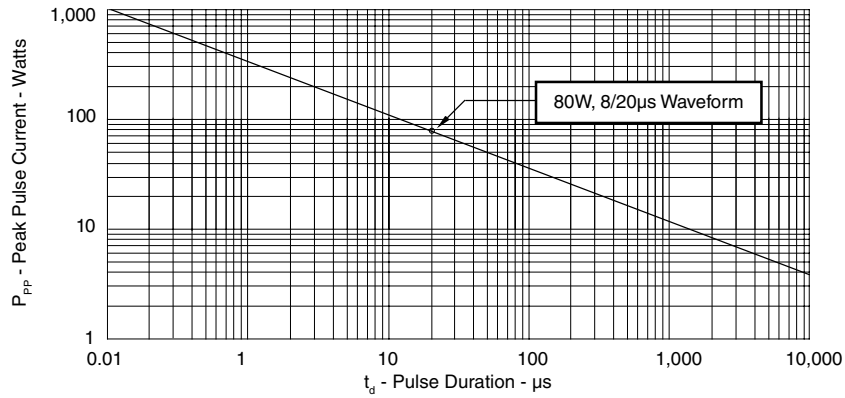
ELECTRICAL CHARACTERISTICS PER LINE @ 25°C Unless Otherwise Specified					
PART NUMBER (See Note 1)	DEVICE MARKING	RATED STAND-OFF VOLTAGE V_{WM} VOLTS	MINIMUM BREAKDOWN VOLTAGE @ 1mA $V_{(BR)}$ VOLTS	MAXIMUM LEAKAGE CURRENT @ V_{WM} I_D μA	TYPICAL CAPACITANCE (See Note 2) @ 0V, 1 MHz C pF
ESDA05C-5	ED5	5.0	6.1	1	15

Note 1: *Bidirectional Only:* Test between pins 2 to 1, 2 to 6, 2 to 5, 2 to 4 and 2 to 3. Electrical characteristics apply in both directions.

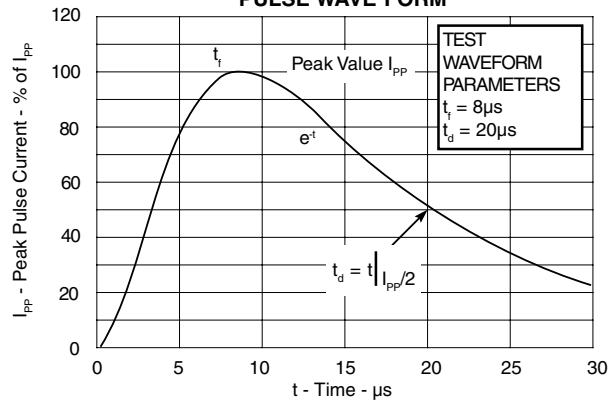
Note 2: *Bidirectional Only:* Capacitance measured between pins 1, 3, 4, 5, and 6 to 2.

GRAPHS

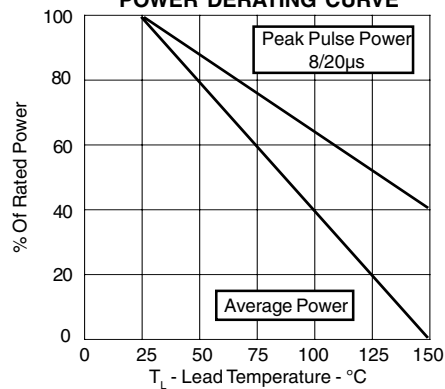
**FIGURE 1
PEAK PULSE POWER VS PULSE TIME**



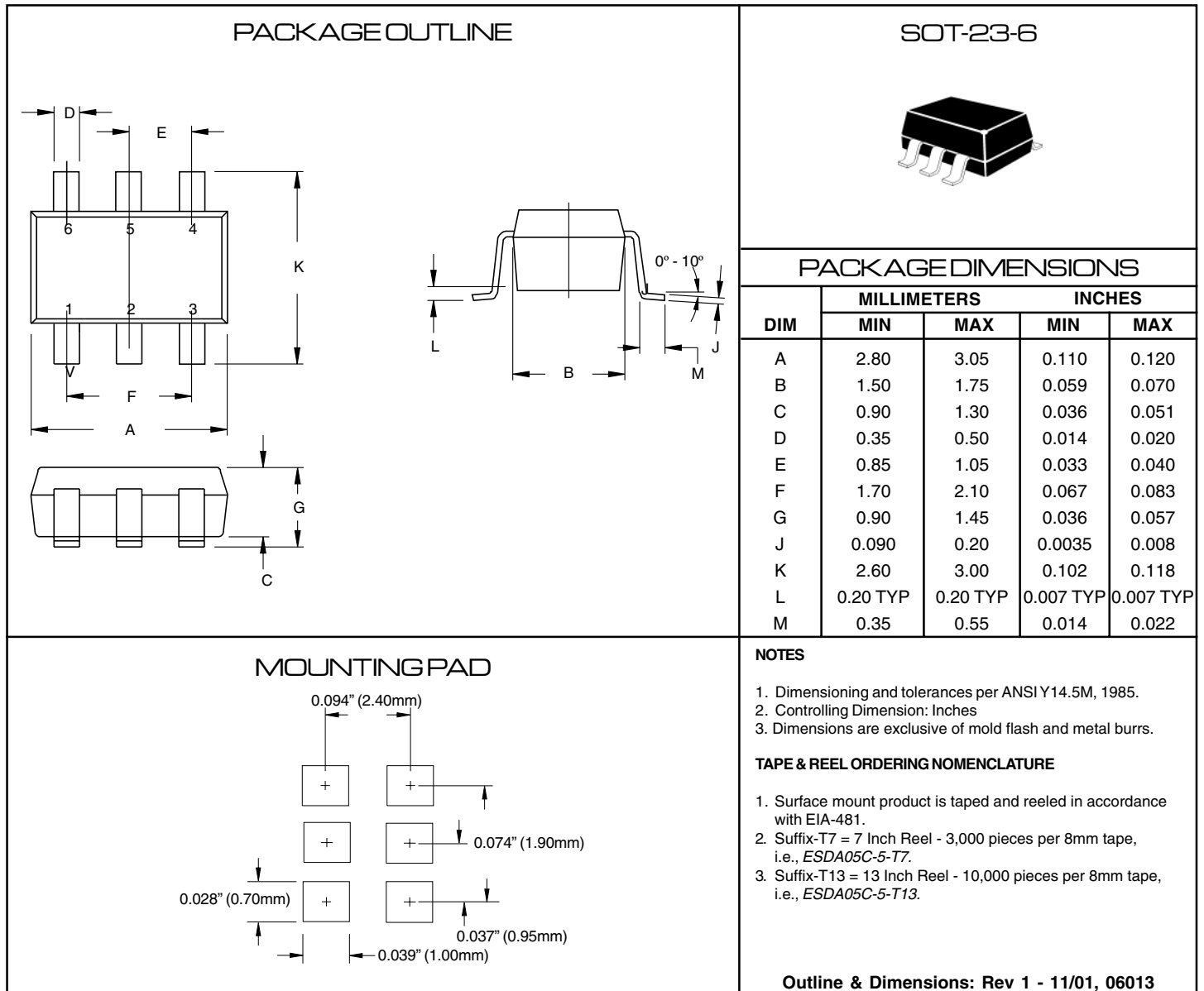
**FIGURE 2
PULSE WAVE FORM**



**FIGURE 3
POWER DERATING CURVE**



PACKAGE OUTLINE & DIMENSIONS



COPYRIGHT © ProTek Devices 2003

SPECIFICATIONS: ProTek reserves the right to change the electrical and or mechanical characteristics described herein without notice (except JEDEC).

DESIGN CHANGES: ProTek reserves the right to discontinue product lines without notice, and that the final judgement concerning selection and specifications is the buyer's and that in furnishing engineering and technical assistance, ProTek assumes no responsibility with respect to the selection or specifications of such products.

ProTek Devices
 2929 South Fair Lane, Tempe, AZ 85282
 Tel: 602-431-8101 Fax: 602-431-2288
 E-Mail: sales@protekdevices.com
 Web Site: www.protekdevices.com