

## ULTRA LOW CAPACITANCE TVS ARRAY

### APPLICATIONS

- ✓ Ethernet - 10/100/1000 Base T
- ✓ Cellular Phones
- ✓ Handheld - Wireless Systems
- ✓ Personal Digital Assistant (PDA)
- ✓ USB Interface

### IEC COMPATIBILITY (EN61000-4)

- ✓ 61000-4-2 (ESD): Air - 15kV, Contact - 8kV
- ✓ 61000-4-4 (EFT): 40A - 5/50ns
- ✓ 61000-4-5 (Surge): 12A, 8/20 $\mu$ s - Level 1(Line-Ground) & Level 2(Line-Line)

### FEATURES

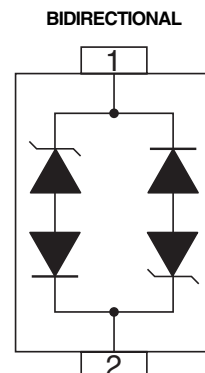
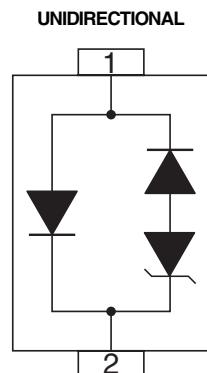
- ✓ 350 Watts Peak Pulse Power per Line ( $t_p = 8/20\mu$ s)
- ✓ Unidirectional & Bidirectional Configurations
- ✓ Replacement for MLV (0805)
- ✓ Protects One Power or I/O Port
- ✓ ESD Protection > 40 kilovolts
- ✓ Low Clamping Voltage
- ✓ Available in Multiple Voltage Types Ranging from 3V to 24V
- ✓ **ULTRA LOW CAPACITANCE: 3pF Typical**

### MECHANICAL CHARACTERISTICS

- ✓ Molded JEDEC SOD-323
- ✓ Weight 10 milligrams (Approximate)
- ✓ Flammability rating UL 94V-0
- ✓ 8mm Tape and Reel Per EIA Standard 481
- ✓ Device Marking: Marking Code & Polarity Band (*Unidirectional Only*)



### PIN CONFIGURATIONS



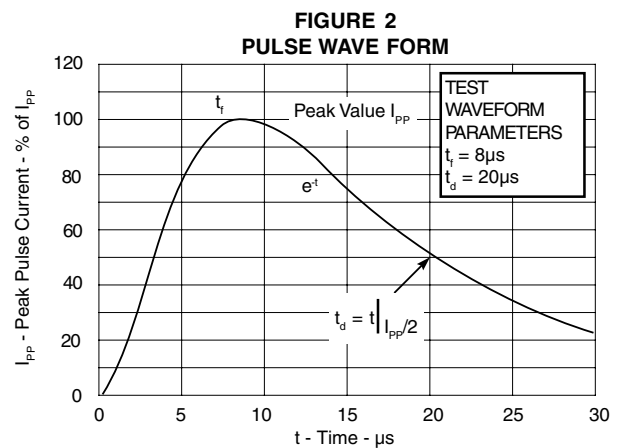
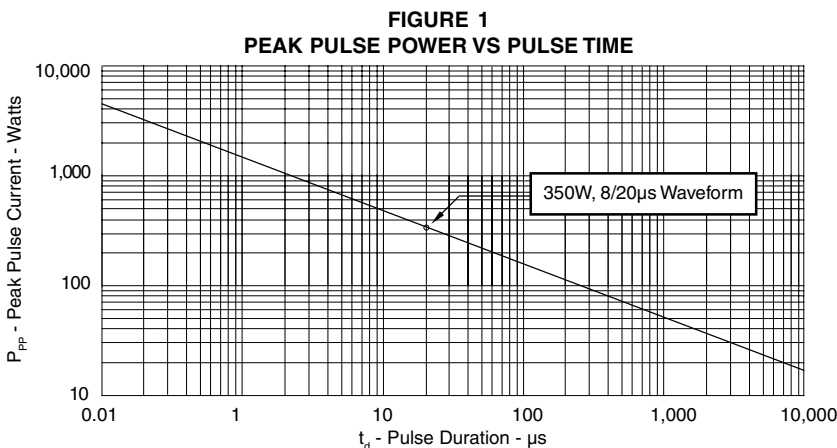
**DEVICE CHARACTERISTICS**

MAXIMUM RATINGS @ 25°C Unless Otherwise Specified			
PARAMETER	SYMBOL	VALUE	UNITS
Peak Pulse Power ( $t_p = 8/20\mu s$ ) - See Figure 1	$P_{PP}$	350	Watts
Operating Temperature	$T_J$	-55°C to 150°C	°C
Storage Temperature	$T_{STG}$	-55°C to 150°C	°C

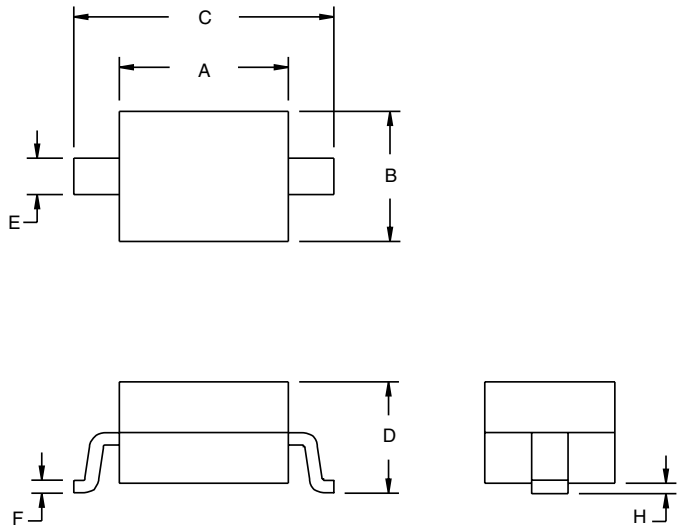

ELECTRICAL CHARACTERISTICS PER LINE @ 25°C Unless Otherwise Specified							
PART NUMBER (See Note 1 & Note 2)	DEVICE MARKING	RATED STAND-OFF VOLTAGE  $V_{WM}$ VOLTS	MINIMUM BREAKDOWN VOLTAGE  @ 1mA $V_{(BR)}$ VOLTS	MAXIMUM CLAMPING VOLTAGE (See Fig. 2)  @ $I_p = 1A$ $V_C$ VOLTS	MAXIMUM CLAMPING VOLTAGE (See Fig. 2)  @ 8/20µs $V_C @ I_{PP}$	MAXIMUM LEAKAGE CURRENT  @ $V_{WM}$ $I_D$ µA	TYPICAL CAPACITANCE  @ 0V, 1 MHz C pF
GBLC03	3	3.3	4.0	7.0	19.0V @ 20.0A	5	3
GBLC03C	3C	3.3	4.0	7.0	19.0V @ 20.0A	5	3
GBLC05	5	5.0	6.0	9.8	18.3V @ 17.0A	5	3
GBLC05C	5C	5.0	6.0	9.8	18.3V @ 17.0A	5	3
GBLC08	8	8.0	8.5	13.4	18.5V @ 17.0A	2	3
GBLC08C	8C	8.0	8.5	13.4	18.5V @ 17.0A	2	3
GBLC12	2	12.0	13.3	19.0	28.6V @ 11.0A	1	3
GBLC12C	2C	12.0	13.3	19.0	28.6V @ 11.0A	1	3
GBLC15	6	15.0	16.7	24.0	31.8V @ 10.0A	1	3
GBLC15C	6C	15.0	16.7	24.0	31.8V @ 10.0A	1	3
GBLC18	1	18.0	20.0	29.0	45.0V @ 8.0A	1	3
GBLC18C	1C	18.0	20.0	29.0	45.0V @ 8.0A	1	3
GBLC24	4	24.0	26.7	43.0	56.0V @ 6.0A	1	3
GBLC24C	4C	24.0	26.7	43.0	56.0V @ 6.0A	1	3

**Note 1:** Part numbers with an additional "C" suffix are bidirectional devices, i.e., GBLC05C.

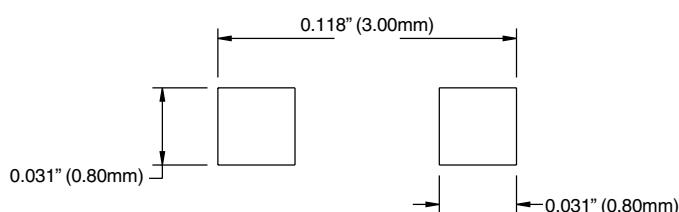
**Note 2:** For Bidirectional Devices Only: Electrical characteristics apply in both directions.



**PACKAGE OUTLINE & DIMENSIONS**

<p style="text-align: center;"><b>PACKAGE OUTLINE</b></p> 	<p style="text-align: center;"><b>SOD-323 PACKAGE</b></p> 			
<b>PACKAGE DIMENSIONS</b>				
<b>DIM</b>	<b>MILLIMETERS</b>		<b>INCHES</b>	
	<b>MIN</b>	<b>MAX</b>	<b>MIN</b>	<b>MAX</b>
A	1.60	1.90	0.063	0.075
B	1.15	1.45	0.045	0.057
C	2.39	2.70	0.094	0.106
D	0.92	1.10	0.036	0.043
E	0.25	0.40	0.010	0.016
F	0.10	0.20	0.004	0.008
H	-	0.10	-	0.004

**MOUNTING PAD**



**NOTES**

- Controlling Dimensions in Millimeters.
- Dimensions are exclusive of mold flash and metal burrs.

**TAPE & REEL ORDERING NOMENCLATURE**

- Surface mount product is taped and reeled in accordance with EIA-481.
- Suffix -T7 = 7 Inch Reel - 3,000 pieces per 8mm tape, i.e., *GBLC05C-T7*.

**Outline & Dimensions: Rev 1 - 11/01, 06010**

**COPYRIGHT © ProTek Devices 2003**

**SPECIFICATIONS:** ProTek reserves the right to change the electrical and or mechanical characteristics described herein without notice (except JEDEC).

**DESIGN CHANGES:** ProTek reserves the right to discontinue product lines without notice, and that the final judgement concerning selection and specifications is the buyer's and that in furnishing engineering and technical assistance, ProTek assumes no responsibility with respect to the selection or specifications of such products.

**ProTek Devices**  
2929 South Fair Lane, Tempe, AZ 85282  
Tel: 602-431-8101 Fax: 602-431-2288  
E-Mail: [sales@protekdevices.com](mailto:sales@protekdevices.com)  
Web Site: [www.protekdevices.com](http://www.protekdevices.com)