

## APPLICATIONS

- ✓ Cellular Phones
- ✓ MCM Boards
- ✓ Wireless Communication Circuits
- ✓ IR LEDs
- ✓ SMART & PCMCIA Cards

## IEC COMPATIBILITY (EN61000-4)


- ✓ 61000-4-2 (ESD): Air - 15kV, Contact - 8kV
- ✓ 61000-4-4 (EFT): 40A - 5/50ns

## FEATURES

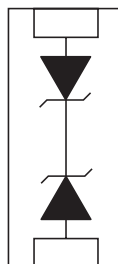
- ✓ ESD Protection > 25 kilovolts
- ✓ Available in Multiple Voltage Types Ranging From 3.3V to 36V
- ✓ 250 Watts Peak Pulse Power per Line (tp = 8/20μs)
- ✓ Bidirectional Configuration & Monolithic Structure
- ✓ Protects 1 Line

## MECHANICAL CHARACTERISTICS

- ✓ Standard EIA Chip Size: 0402
- ✓ Weight 0.73 milligrams (Approximate)
- ✓ Flammability Rating UL 94V-0
- ✓ 8mm Plastic & Paper Tape and Reel Per EIA Standard 481
- ✓ Device Marking On Reel
- ✓ Top Contacts: Solder Bump 0.004" in Height (Nominal)



## PIN CONFIGURATION



# P0402FC3.3C\*

thru

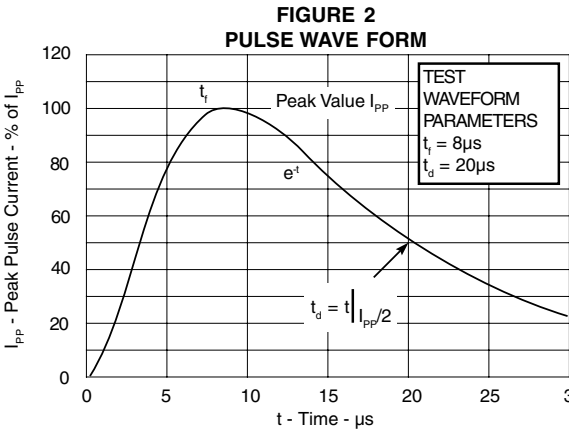
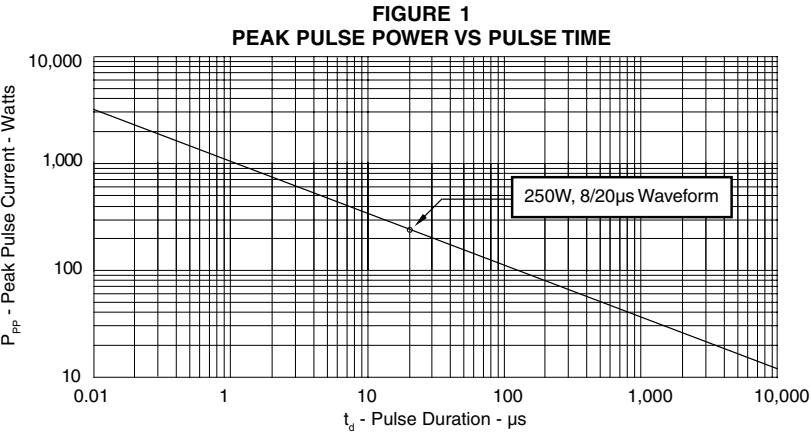
# P0402FC36C\*

## DEVICE CHARACTERISTICS

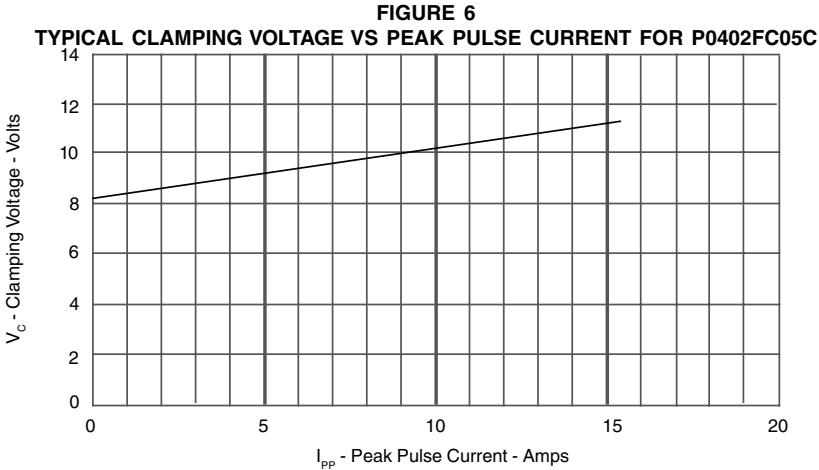
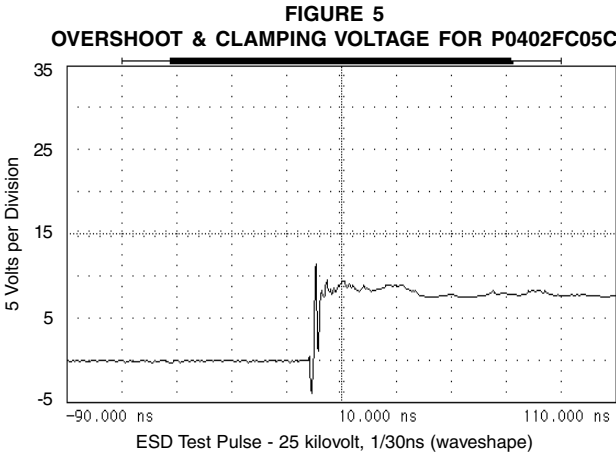
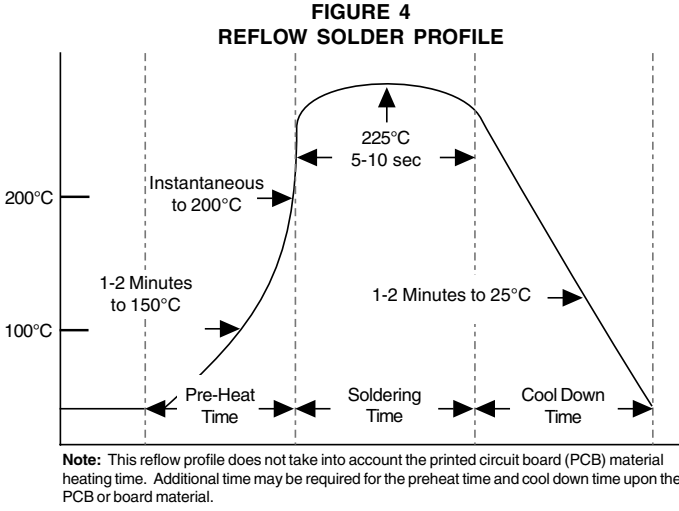
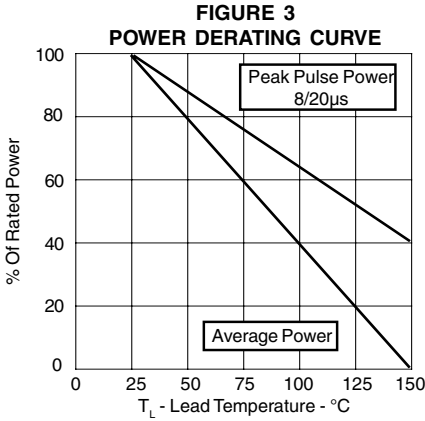
MAXIMUM RATINGS @ 25°C Unless Otherwise Specified			
PARAMETER	SYMBOL	VALUE	UNITS
Peak Pulse Power ( $t_p = 8/20\mu s$ ) - See Figure 1	$P_{PP}$	250	Watts
Operating Temperature	$T_J$	-55°C to 150°C	°C
Storage Temperature	$T_{STG}$	-55°C to 150°C	°C

ELECTRICAL CHARACTERISTICS PER LINE @ 25°C Unless Otherwise Specified						
PART NUMBER (See Note 1)	RATED STAND-OFF VOLTAGE  $V_{WM}$ VOLTS	MINIMUM BREAKDOWN VOLTAGE	MAXIMUM CLAMPING VOLTAGE (See Fig. 2)	MAXIMUM CLAMPING VOLTAGE (See Fig. 2)	MAXIMUM LEAKAGE CURRENT (See Note 2)	TYPICAL CAPACITANCE  @0V, 1 MHz C pF
		@ 1mA $V_{(BR)}$ VOLTS	@ $I_p = 1A$ $V_C$ VOLTS	@8/20 $\mu s$ $V_C @ I_{PP}$	@ $V_{WM}$ $I_D$ $\mu A$	
P0402FC3.3C	3.3	4.0	7.0	12.5V @ 20A	75*	150
P0402FC05C	5.0	6.0	9.8	14.7V @ 17A	10**	100
P0402FC08C	8.0	8.5	13.4	19.2V @ 13A	10***	75
P0402FC12C	12.0	13.3	19.0	29.7V @ 9.0A	1	50
P0402FC15C	15.0	16.7	24.0	35.7V @ 7.0A	1	40
P0402FC24C	24.0	26.7	43.0	55.0V @ 5.0A	1	30
P0402FC36C	36.0	40.0	64.0	84.0V @ 3.0A	1	25

**Note 1:** All devices are bidirectional. Electrical characteristics apply in both directions.  
**Note 2:** \*Maximum leakage current < 5 $\mu A$  @ 2.8V. \*\*Maximum leakage current < 500nA @ 3.3V. \*\*\*Maximum leakage current < 200nA @ 5V.



**GRAPHS**



# P0402FC3.3C\*

thru

# P0402FC36C\*

## PACKAGE OUTLINE & DIMENSIONS

### PACKAGE OUTLINE

0402

### PACKAGE DIMENSIONS

DIM	MILLIMETERS	INCHES
A	0.46 NOM	0.018 NOM
B	0.86 NOM	0.034 NOM
C	0.99 ± 0.0254	0.039 ± 0.001
D	0.10 NOM	0.004 NOM
E	0.35 NOM	0.014 NOM
F	0.483 ± 0.0254	0.019 ± 0.001
G	0.20 NOM	0.008 NOM
H	0.127 MAX	0.005 MAX
I	0.076 MIN	0.003 MIN
	0.406 NOM	0.016 NOM

**NOTES:**

- Controlling dimensions in inches.
- Decimal tolerances for mounting pad and outline: .xxx ± 0.05mm (± 0.002").
- Maximum chip size: 1.02 (0.040") by 0.51 (0.020").

---

### MOUNTING PAD

SOLDER PRINT  
DIAMETER 0.010" - 0.012"

### PAD DIMENSIONS

DIM	MILLIMETERS	INCHES
A	0.23	0.009
B	0.48	0.019
C	0.69	0.027
D	0.46	0.018
E	0.99	0.039
F	0.20	0.008
G	0.20	0.008
H	0.66	0.026
I	0.13	0.005

**NOTE:**

- Top view of tape. Metal contacts are face down in tape package.

---

### TAPE & REEL ORDERING NOMENCLATURE

- Surface mount product is taped and reeled in accordance with EIA 481.
- 8mm Plastic Tape: 7 Inch Reels - 5,000 pieces per reel. Ordering Suffix: -T75-1 (i.e., P0402FC05C-T75-1).
- 8mm Paper Tape: 7 Inch Reels - 10,000 pieces per reel. Ordering Suffix: -T710-2 (i.e., P0402FC05C-T710-2).

### TAPE & REEL ORIENTATION

Single Die - 0402

**NOTE:**

- Preferred: Using 0.1mm (0.004") stencil.

**Outline & Dimensions: Rev 3 - 11/02, 06001**

**COPYRIGHT © ProTek Devices 2003**  
 SPECIFICATIONS: ProTek reserves the right to change the electrical and or mechanical characteristics described herein without notice (except JEDEC).  
 DESIGN CHANGES: ProTek reserves the right to discontinue product lines without notice, and that the final judgement concerning selection and specifications is the buyer's and that in furnishing engineering and technical assistance, ProTek assumes no responsibility with respect to the selection or specifications of such products.

**ProTek Devices**  
 2929 South Fair Lane, Tempe, AZ 85282  
 Tel: 602-431-8101 Fax: 602-431-2288  
 E-Mail: [sales@protekdevices.com](mailto:sales@protekdevices.com)  
 Web Site: [www.protekdevices.com](http://www.protekdevices.com)