

STANDARD CAPACITANCE TVS ARRAY

APPLICATIONS

- ✓ Laptop Computers
- ✓ Cellular Phones
- ✓ Digital Cameras
- ✓ Personal Digital Assistant (PDA)

IEC COMPATIBILITY (EN61000-4)


- ✓ 61000-4-2 (ESD): Air - 15kV, Contact - 8kV
- ✓ 61000-4-4 (EFT): 40A - 5/50ns
- ✓ 61000-4-5 (Surge): 24A, 8/20 μ s - Level 2(Line-Ground) & Level 3(Line-Line)

FEATURES

- ✓ Unidirectional: 500 Watts Peak Pulse Power per Line ($t_p = 8/20\mu$ s)
- ✓ Bidirectional: 400 Watts Peak Pulse Power per Line ($t_p = 8/20\mu$ s)
- ✓ Unidirectional & Bidirectional Configurations
- ✓ Replacement for MLV (0805)
- ✓ Protects One Power or I/O Port
- ✓ ESD Protection > 40 kilovolts
- ✓ Low Clamping Voltage
- ✓ Available in Multiple Voltage Types Ranging from 3V to 36V

MECHANICAL CHARACTERISTICS

- ✓ Molded JEDEC SOD-323
- ✓ Weight 10 milligrams (Approximate)
- ✓ Flammability Rating UL 94V-0
- ✓ 8mm Tape and Reel Per EIA Standard 481
- ✓ Device Marking: Marking Code & Polarity Band (*Unidirectional Only*)



PIN CONFIGURATIONS



DEVICE CHARACTERISTICS

MAXIMUM RATINGS @ 25°C Unless Otherwise Specified			
PARAMETER	SYMBOL	VALUE	UNITS
Unidirectional: Peak Pulse Power ($t_p = 8/20\mu s$) - See Fig. 1	P_{PP}	500	Watts
Bidirectional: Peak Pulse Power ($t_p = 8/20\mu s$) - See Fig. 1	P_{PP}	400	Watts
Operating Temperature	T_J	-55°C to 150°C	°C
Storage Temperature	T_{STG}	-55°C to 150°C	°C

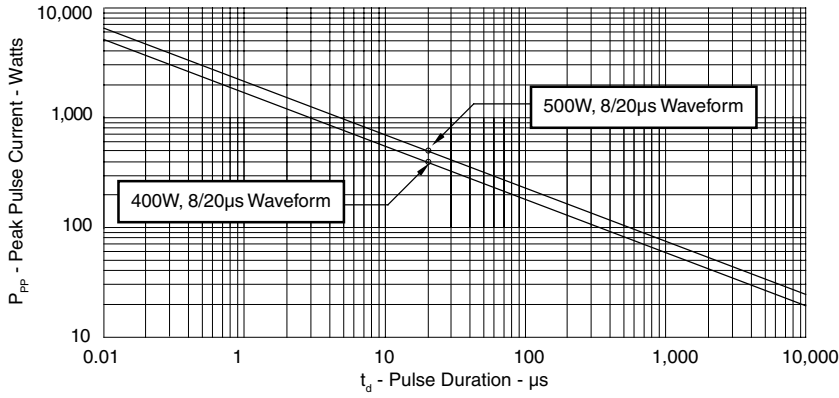
ELECTRICAL CHARACTERISTICS PER LINE @ 25°C Unless Otherwise Specified							
PART NUMBER (See Notes 1-2)	DEVICE MARKING	RATED STAND-OFF VOLTAGE V_{WM} VOLTS	MINIMUM BREAKDOWN VOLTAGE @ 1mA $V_{(BR)}$ VOLTS	MAXIMUM CLAMPING VOLTAGE (See Fig. 2) @ $I_p = 1A$ V_C VOLTS	MAXIMUM CLAMPING VOLTAGE (See Fig. 2) @ 8/20 μs $V_C @ I_{PP}$	MAXIMUM LEAKAGE CURRENT @ V_{WM} I_D μA	TYPICAL CAPACITANCE @ 0V, 1 MHz C_J pF
PSD03	A	3.3	4.0	6.5	10.9V @ 43.0A	125	500
PSD03C	G	3.3	4.0	7.0	10.9V @ 39.0A	125	200
PSD05	B	5.0	6.0	9.8	13.5V @ 42.0A	10	350
PSD05C	H	5.0	6.0	9.8	14.5V @ 28.0A	10	175
PSD08	C	8.0	8.5	13.4	16.9V @ 34.0A	10	250
PSD08C	J	8.0	8.5	13.4	18.5V @ 17.0A	10	150
PSD12	D	12.0	13.3	19.0	25.9V @ 21.0A	1	150
PSD12C	K	12.0	13.3	19.0	29.5V @ 14.0A	1	50
PSD15	E	15.0	16.7	24.0	30.0V @ 17.0A	1	100
PSD15C	L	15.0	16.7	24.0	33.0V @ 12.0A	1	40
PSD18	G	18.0	20.0	29.0	40.0V @ 9.0A	1	90
PSD18C	N	18.0	20.0	29.0	40.0V @ 9.0A	1	40
PSD24	F	24.0	26.7	43.0	49.0V @ 12.0A	1	88
PSD24C	M	24.0	26.7	43.0	46.2V @ 9.0A	1	40
PSD36	R	36.0	40.0	60.0	75.0V @ 5.0A	1	75
PSD36C	T	36.0	40.0	60.0	75.0V @ 5.0A	1	35

Note 1: Part numbers with an additional "C" suffix are bidirectional devices, i.e., PSD05C.

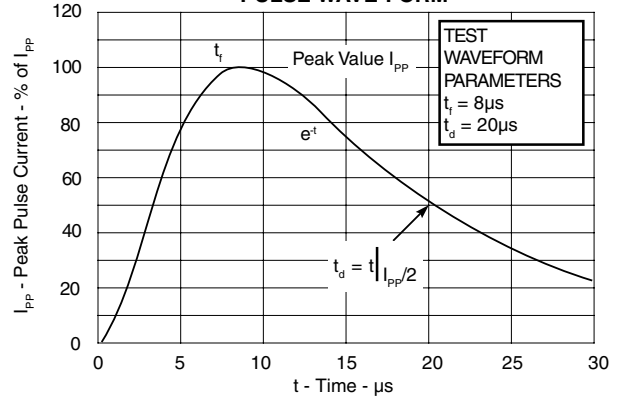
Note 2: For Bidirectional Devices Only: Electrical characteristics apply in both directions.

GRAPHS

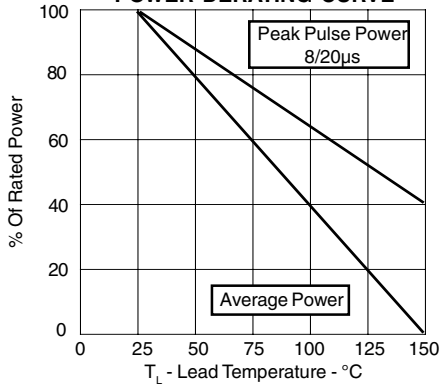
**FIGURE 1
PEAK PULSE POWER VS PULSE TIME**



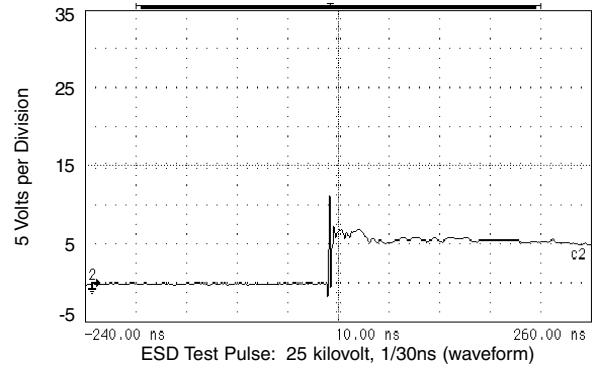
**FIGURE 2
PULSE WAVE FORM**



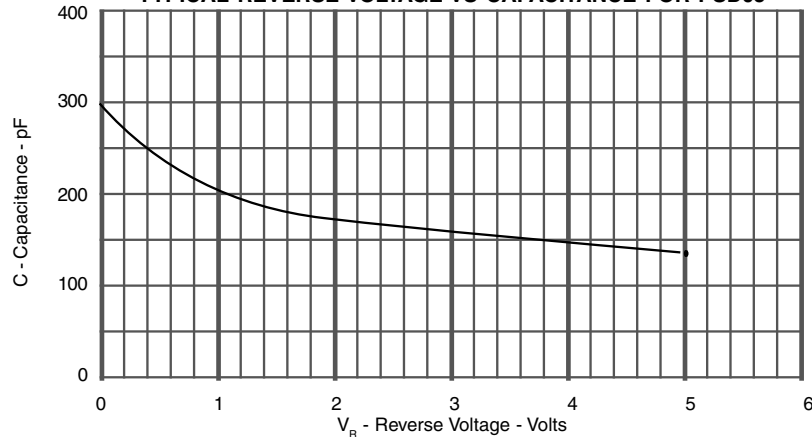
**FIGURE 3
POWER DERATING CURVE**



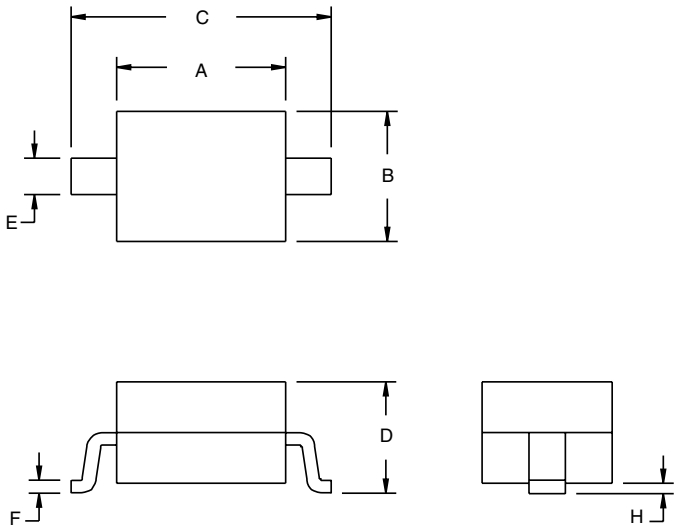

**FIGURE 4
OVERSHOOT & CLAMPING VOLTAGE FOR PSD03**



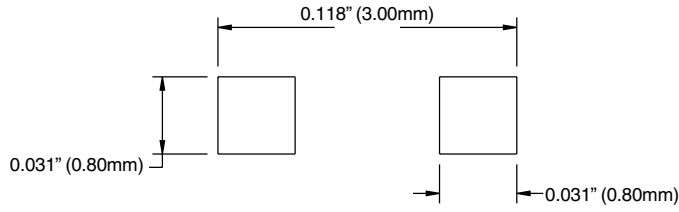
**FIGURE 5
TYPICAL REVERSE VOLTAGE VS CAPACITANCE FOR PSD05**



PACKAGE OUTLINE & DIMENSIONS

<p style="text-align: center;">PACKAGE OUTLINE</p> 	<p style="text-align: center;">SOD-323 PACKAGE</p> 			
PACKAGE DIMENSIONS				
DIM	MILLIMETERS		INCHES	
	MIN	MAX	MIN	MAX
A	1.60	1.90	0.063	0.075
B	1.15	1.45	0.045	0.057
C	2.39	2.70	0.094	0.106
D	0.92	1.10	0.036	0.043
E	0.25	0.40	0.010	0.016
F	0.10	0.20	0.004	0.008
H	-	0.10	-	0.004

MOUNTING PAD



NOTES

- Controlling Dimensions in Millimeters.
- Dimensions are exclusive of mold flash and metal burrs.

TAPE & REEL ORDERING NOMENCLATURE

- Surface mount product is taped and reeled in accordance with EIA-481.
- Suffix -T7 = 7 Inch Reel - 3,000 pieces per 8mm tape, i.e., PSD05C-T7.

Outline & Dimensions: Rev 1 - 11/01, 06010

COPYRIGHT © ProTek Devices 2003

SPECIFICATIONS: ProTek reserves the right to change the electrical and or mechanical characteristics described herein without notice (except JEDEC).

DESIGN CHANGES: ProTek reserves the right to discontinue product lines without notice, and that the final judgement concerning selection and specifications is the buyer's and that in furnishing engineering and technical assistance, ProTek assumes no responsibility with respect to the selection or specifications of such products.

ProTek Devices
2929 South Fair Lane, Tempe, AZ 85282
Tel: 602-431-8101 Fax: 602-431-2288
E-Mail: sales@protekdevices.com
Web Site: www.protekdevices.com