

STANDARD CAPACITANCE TVS ARRAY

APPLICATIONS

- ✓ Multiple I/O Port Protection
- ✓ Board Level Interface Connection
- ✓ RS-232, RS-422 & RS-423 Data Lines
- ✓ Portable Electronics

IEC COMPATIBILITY (EN61000-4)


- ✓ 61000-4-2 (ESD): Air - 15kV, Contact - 8kV
- ✓ 61000-4-4 (EFT): 40A - 5/50ns
- ✓ 61000-4-5 (Surge): 24A, 8/20 μ s - Level 2(Line-Gnd) & Level 3(Line-Line)

FEATURES

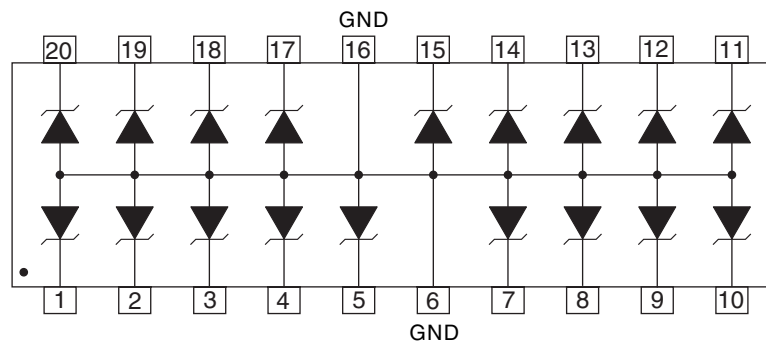
- ✓ 200 Watts Peak Pulse Power per Line (tp=8/20 μ s)
- ✓ ESD Protection > 25 kilovolts
- ✓ Unidirectional Configuration
- ✓ Monolithic Design
- ✓ Protection 18 I/O Lines

MECHANICAL CHARACTERISTICS

- ✓ Molded JEDEC SO-20WB (Wide Body) Package
- ✓ Weight 0.6 grams (Approximate)
- ✓ Flammability rating UL 94V-0
- ✓ 24mm Tape and Reel Per EIA Standard 481
- ✓ Marking: Logo, Marking Code, Date Code & Pin One Defined By Dot on Top of Package



PIN CONFIGURATION



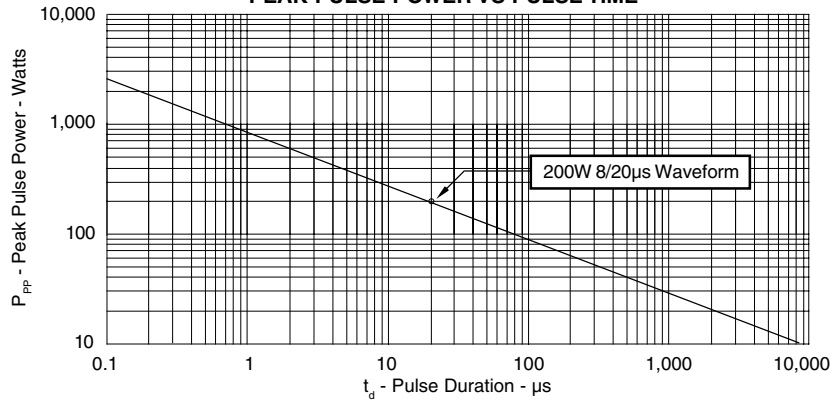
DEVICE CHARACTERISTICS

| MAXIMUM RATINGS @ 25°C Unless Otherwise Specified | | | |
|---|-----------|----------------|-------|
| PARAMETER | SYMBOL | VALUE | UNITS |
| Peak Pulse Power ($t_p = 8/20\mu s$) - See Figure 1 | P_{PP} | 200 | Watts |
| Operating Temperature | T_J | -55°C to 150°C | °C |
| Storage Temperature | T_{STG} | -55°C to 150°C | °C |

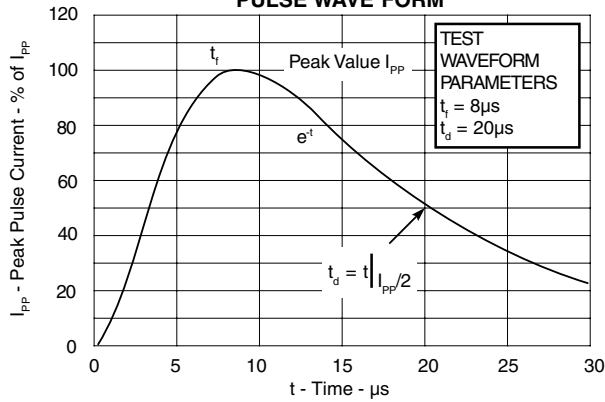
| ELECTRICAL CHARACTERISTICS PER LINE @ 25°C Unless Otherwise Specified | | | | | | | | |
|---|---------------------|--|---|---|---|---|---|--|
| PART NUMBER | DEVICE MARKING CODE | RATED STAND-OFF VOLTAGE V_{WM} VOLTS | MINIMUM BREAKDOWN VOLTAGE @ 1mA $V_{(BR)}$ VOLTS | MAXIMUM CLAMPING VOLTAGE (See Fig. 2) @ $I_p = 1A$ V_C VOLTS | MAXIMUM CLAMPING VOLTAGE (See Fig. 2) @ 8/20 μs $V_C @ I_{PP}$ | MAXIMUM LEAKAGE CURRENT @ V_{WM} I_D μA | MAXIMUM FORWARD VOLTAGE @ 200 mA V_F VOLTS | MAXIMUM CAPACITANCE (PER LINE) @ 0V, 1 MHz C pF |
| SM20M05-18 | VEB | 5.0 | 6.0 | 9.8 | 12.0V @ 16.0A | 20 | 1.25 | 120 |

GRAPHS

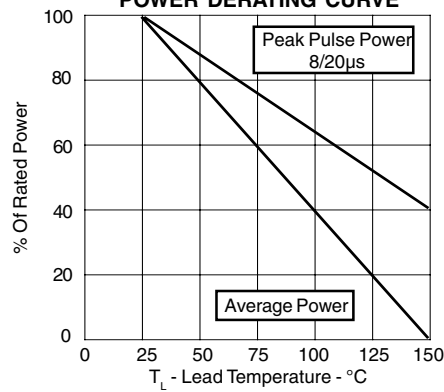
**FIGURE 1
PEAK PULSE POWER VS PULSE TIME**



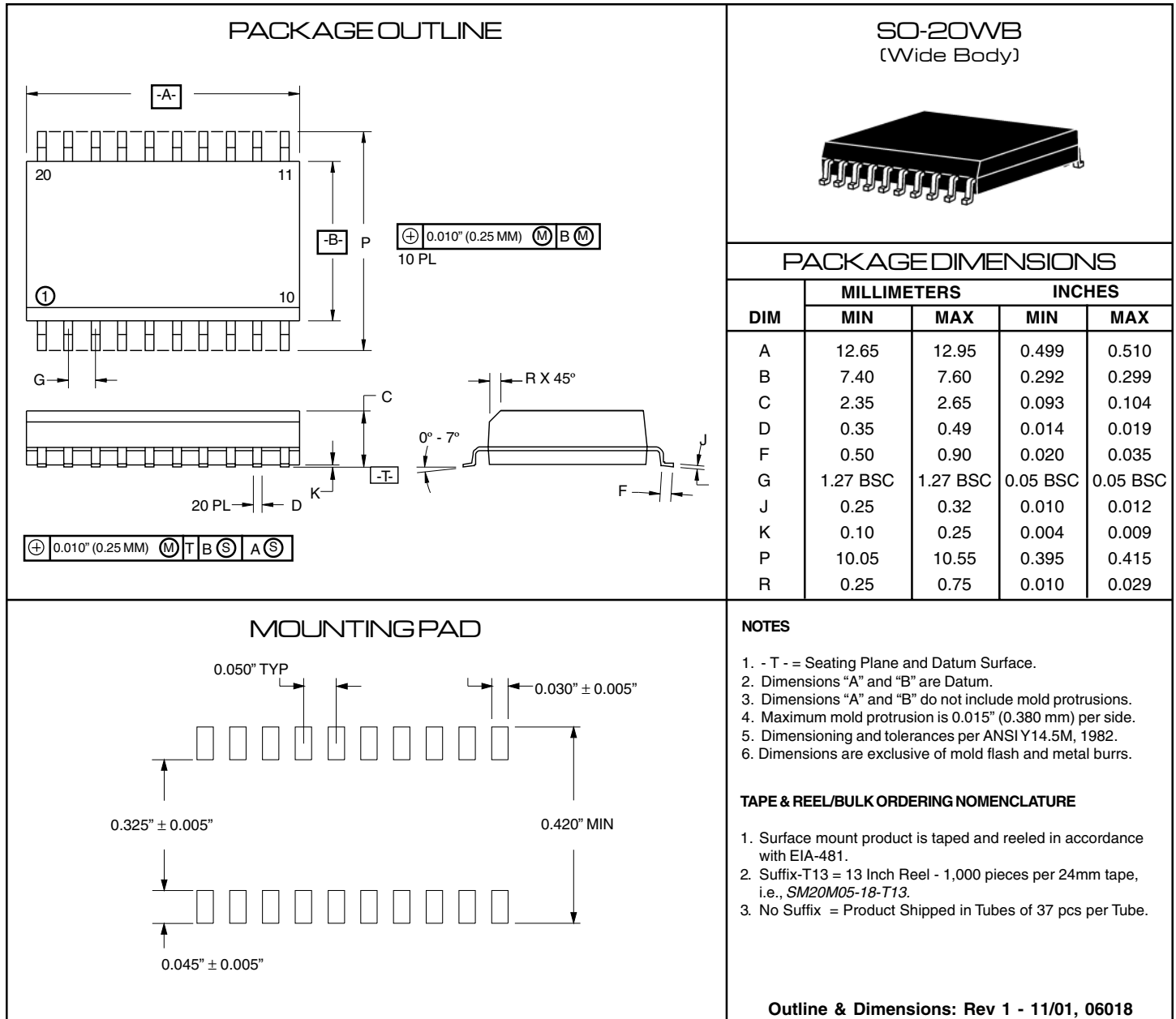
**FIGURE 2
PULSE WAVE FORM**



**FIGURE 3
POWER DERATING CURVE**



PACKAGE OUTLINE & DIMENSIONS



COPYRIGHT © ProTek Devices 2003

SPECIFICATIONS: ProTek reserves the right to change the electrical and or mechanical characteristics described herein without notice (except JEDEC).

DESIGN CHANGES: ProTek reserves the right to discontinue product lines without notice, and that the final judgement concerning selection and specifications is the buyer's and that in furnishing engineering and technical assistance, ProTek assumes no responsibility with respect to the selection or specifications of such products.

ProTek Devices
 2929 South Fair Lane, Tempe, AZ 85282
 Tel: 602-431-8101 Fax: 602-431-2288
 E-Mail: sales@protekdevices.com
 Web Site: www.protekdevices.com