

STEERING DIODE / TVS ARRAY COMBO

APPLICATIONS

- ✓ Ethernet - 10/100/1000 Base T
- ✓ Cellular Phones
- ✓ Handheld & Portable Electronics
- ✓ Video/Graphics Card
- ✓ USB 2.0 Interface
- ✓ DVI Interface

IEC COMPATIBILITY (EN61000-4)

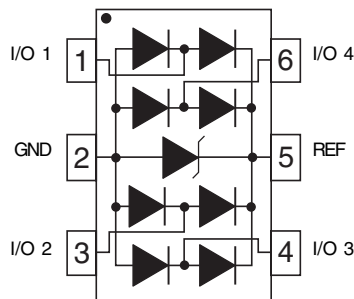
- ✓ 61000-4-2 (ESD): Air - 15kV, Contact - 8kV
- ✓ 61000-4-4 (EFT): 40A - 5/50ns
- ✓ 61000-4-5 (Surge): 24A, 8/20 μ s - Level 2(Line-Gnd) & Level 3(Line-Line)

FEATURES

- ✓ 500 Watts Peak Pulse Power per Line ($t_p = 8/20\mu$ s)
- ✓ ESD Protection > 40 kilovolts
- ✓ Low Clamping Voltage
- ✓ **PROTECTS FOUR (4) LINES**
- ✓ **ULTRA LOW CAPACITANCE: 3.5pF Typical**

MECHANICAL CHARACTERISTICS

- ✓ Molded JEDEC SO-23-6
- ✓ Weight 66 milligrams (Approximate)
- ✓ Flammability rating UL 94V-0
- ✓ 8mm Tape and Reel Per EIA Standard 481
- ✓ Marking: Marking Code & Pin One Defined By DOT on Top of Package

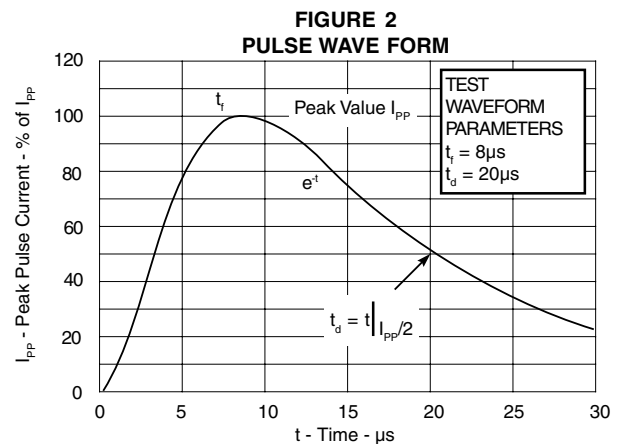
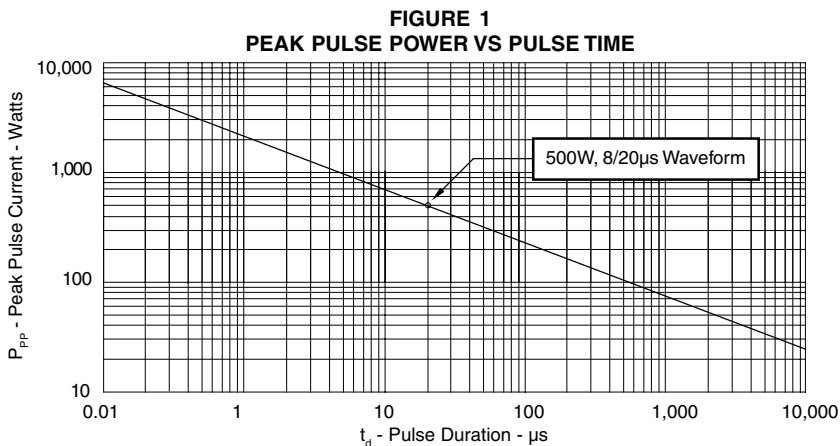
**PIN CONFIGURATION**

DEVICE CHARACTERISTICS

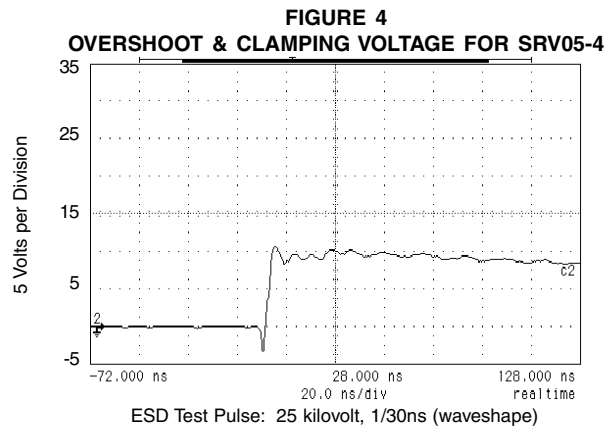
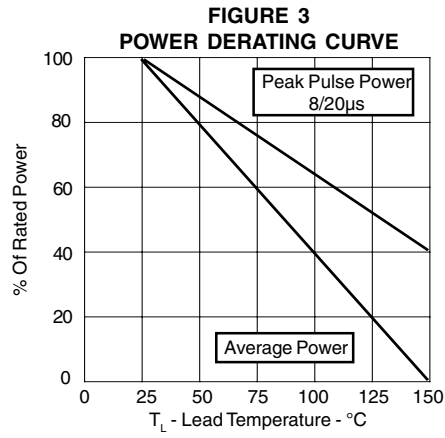
MAXIMUM RATINGS @ 25°C Unless Otherwise Specified			
PARAMETER	SYMBOL	VALUE	UNITS
Peak Pulse Power ($t_p = 8/20\mu s$) - See Figure 1	P_{PP}	500	Watts
Operating Temperature	T_J	-55°C to 150°C	°C
Storage Temperature	T_{STG}	-55°C to 150°C	°C
Forward Surge Rating (1/20 seconds @ 25°C, $I_F = 10mA$)	V_F	1.5	Volts
Peak Pulse Current ($t_p = 8/20\mu s$)	I_{PP}	43	Amps

ELECTRICAL CHARACTERISTICS PER LINE @ 25°C Unless Otherwise Specified							
PART NUMBER	DEVICE MARKING	RATED STAND-OFF VOLTAGE (See Note 1)	MINIMUM BREAKDOWN VOLTAGE (See Note 1)	MAXIMUM CLAMPING VOLTAGE (See Fig. 2) (See Note 1)	MAXIMUM CLAMPING VOLTAGE (See Fig. 2) (See Note 1)	MAXIMUM LEAKAGE CURRENT (See Note 1)	TYPICAL CAPACITANCE (See Note 1)
		V_{WM} VOLTS	@ 1mA $V_{(BR)}$ VOLTS	@ $I_P = 1A$ V_C VOLTS	@ $I_P = 5A$ V_C VOLTS	@ V_{WM} I_D μA	@ 0V, 1 MHz $C_{j(SD)}$ pF
SRV05-4	S5	5.0	6.0	12.0	15.0	5	3.5

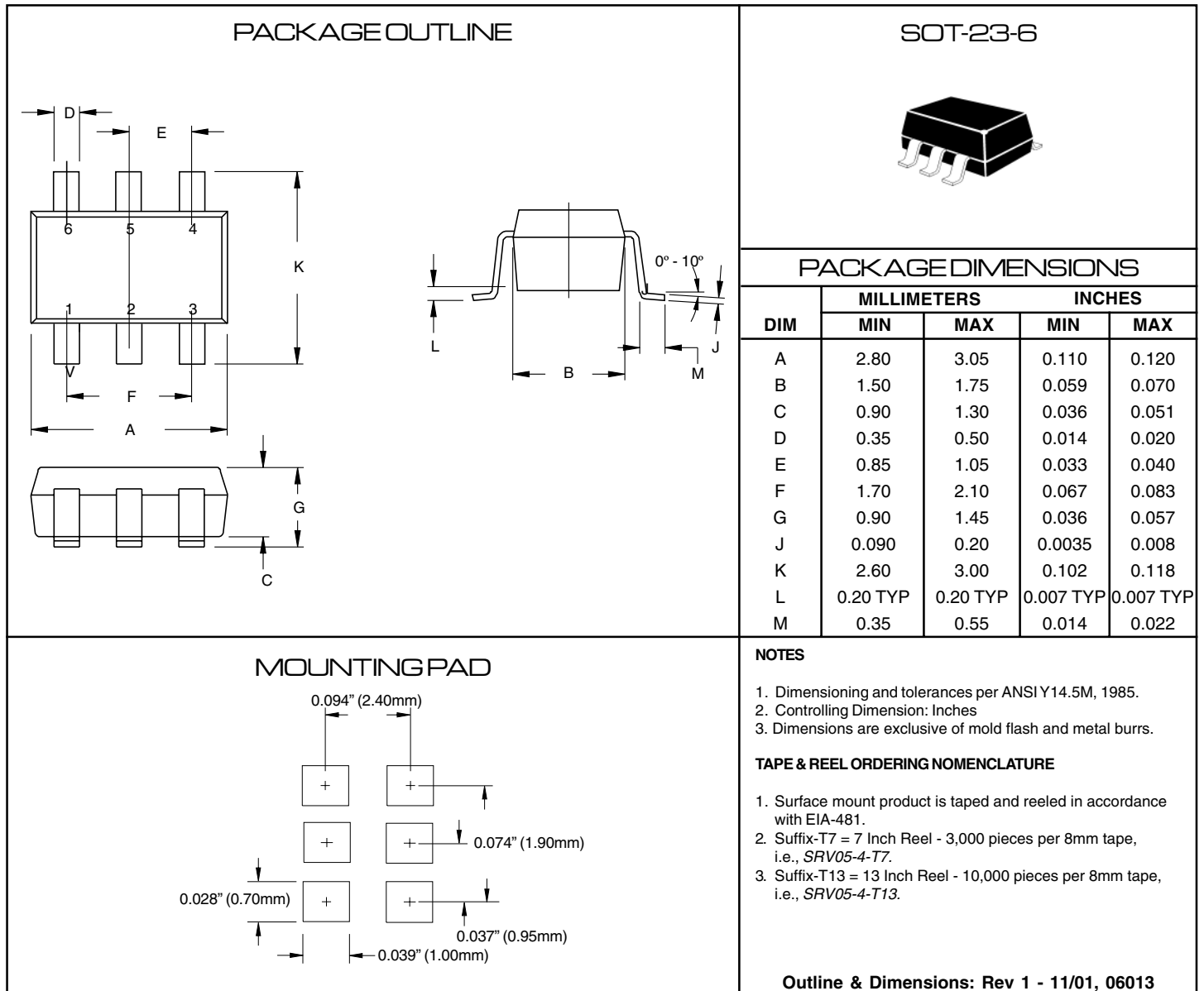
Note 1: From I/O Pin to Ground.



GRAPHS



PACKAGE OUTLINE & DIMENSIONS



COPYRIGHT © ProTek Devices 2003

SPECIFICATIONS: ProTek reserves the right to change the electrical and or mechanical characteristics described herein without notice (except JEDEC).

DESIGN CHANGES: ProTek reserves the right to discontinue product lines without notice, and that the final judgement concerning selection and specifications is the buyer's and that in furnishing engineering and technical assistance, ProTek assumes no responsibility with respect to the selection or specifications of such products.

ProTek Devices
 2929 South Fair Lane, Tempe, AZ 85282
 Tel: 602-431-8101 Fax: 602-431-2288
 E-Mail: sales@protekdevices.com
 Web Site: www.protekdevices.com