

UNBUMPED FLIP CHIP ARRAY

APPLICATIONS

- ✓ Cellular Phones
- ✓ MCM Boards
- ✓ Wireless Communication Circuits
- ✓ IR LEDs
- ✓ SMART & PCMCIA Cards

IEC COMPATIBILITY (EN61000-4)

- ✓ 61000-4-2 (ESD): Air - 15kV, Contact - 8kV
- ✓ 61000-4-4 (EFT): 40A - 5/50ns

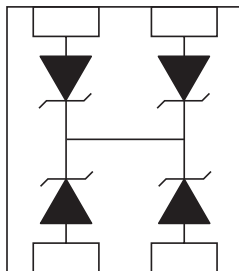
FEATURES

- ✓ ESD Protection > 25 kilovolts
- ✓ Available in Multiple Voltage Types Ranging From 3.3V to 36V
- ✓ 250 Watts Peak Pulse Power per Line ($t_p = 8/20\mu s$)
- ✓ Bidirectional Configuration & Monolithic Structure
- ✓ Protects 1 to 3 Lines

MECHANICAL CHARACTERISTICS

- ✓ Standard EIA Chip Size: 0404
- ✓ Weight 0.73 milligrams (Approximate)
- ✓ Flammability Rating UL 94V-0
- ✓ 8mm Plastic & Paper Tape and Reel Per EIA Standard 481
- ✓ Device Marking On Reel

PIN CONFIGURATION



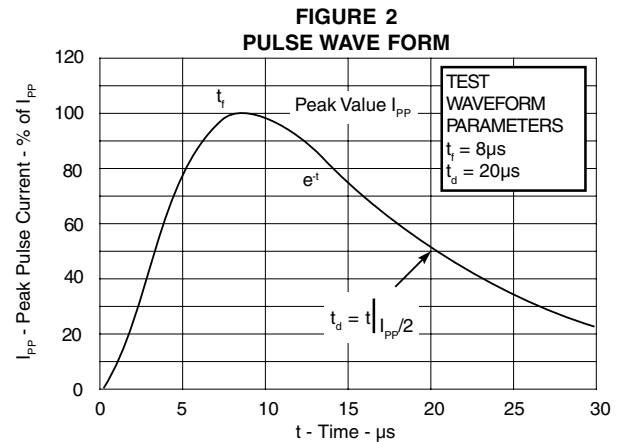
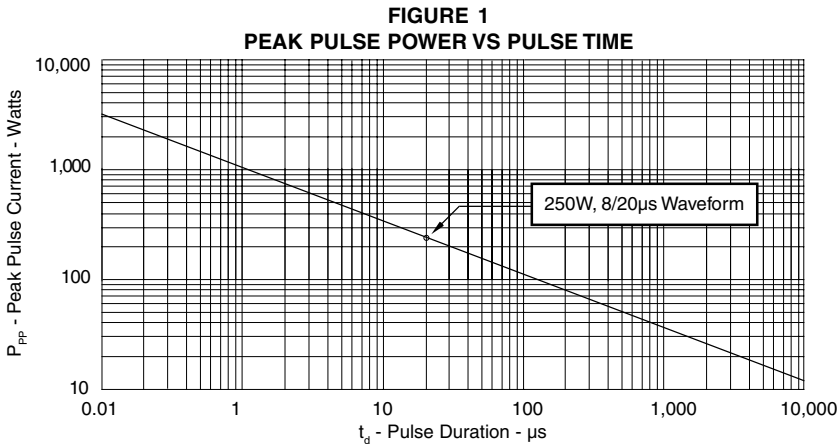
DEVICE CHARACTERISTICS

MAXIMUM RATINGS @ 25°C Unless Otherwise Specified			
PARAMETER	SYMBOL	VALUE	UNITS
Peak Pulse Power ($t_p = 8/20\mu s$) - See Figure 1	P_{PP}	250	Watts
Operating Temperature	T_J	-55°C to 150°C	°C
Storage Temperature	T_{STG}	-55°C to 150°C	°C

ELECTRICAL CHARACTERISTICS PER LINE @ 25°C Unless Otherwise Specified						
PART NUMBER (See Note 1)	RATED STAND-OFF VOLTAGE V_{WM} VOLTS	MINIMUM BREAKDOWN VOLTAGE	MAXIMUM CLAMPING VOLTAGE (See Fig. 2)	MAXIMUM CLAMPING VOLTAGE (See Fig. 2)	MAXIMUM LEAKAGE CURRENT (See Note 2)	TYPICAL CAPACITANCE
		@ 1mA $V_{(BR)}$ VOLTS	@ $I_p = 1A$ V_C VOLTS	@ 8/20 μs $V_C @ I_{PP}$	@ V_{WM} I_D μA	@ 0V, 1 MHz C pF
U0404FC3.3C	3.3	4.0	7.0	12.5V @ 20A	75*	150
U0404FC05C	5.0	6.0	9.8	14.7V @ 17A	10**	100
U0404FC08C	8.0	8.5	13.4	19.2V @ 13A	10***	75
U0404FC12C	12.0	13.3	19.0	29.7V @ 9.0A	1	50
U0404FC15C	15.0	16.7	24.0	35.7V @ 7.0A	1	40
U0404FC24C	24.0	26.7	43.0	55.0V @ 5.0A	1	30
U0404FC36C	36.0	40.0	64.0	84.0V @ 3.0A	1	25

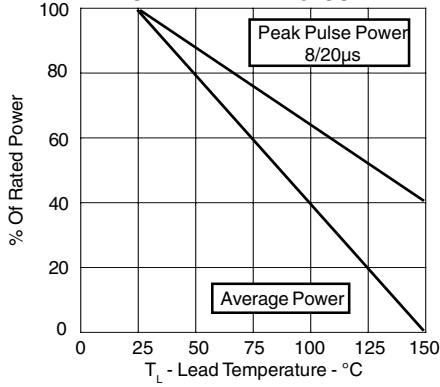
Note 1: All devices are bidirectional. Electrical characteristics apply in both directions.

Note 2: *Maximum leakage current < 5 μA @ 2.8V. **Maximum leakage current < 500nA @ 3.3V. ***Maximum leakage current < 200nA @ 5V.

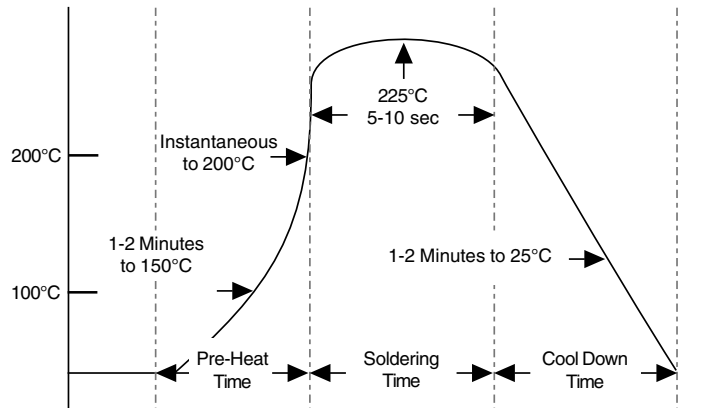


GRAPHS

**FIGURE 3
 POWER DERATING CURVE**

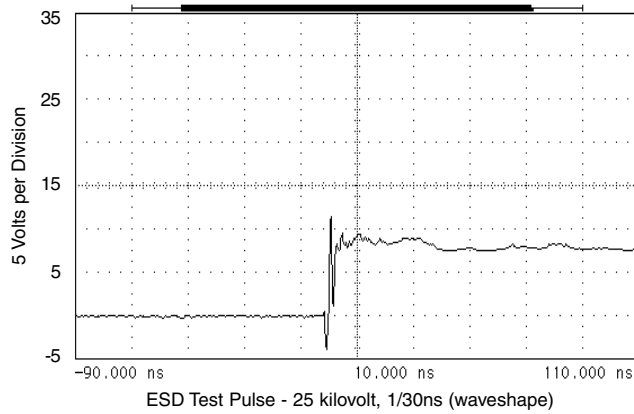


**FIGURE 4
 REFLOW SOLDER PROFILE**

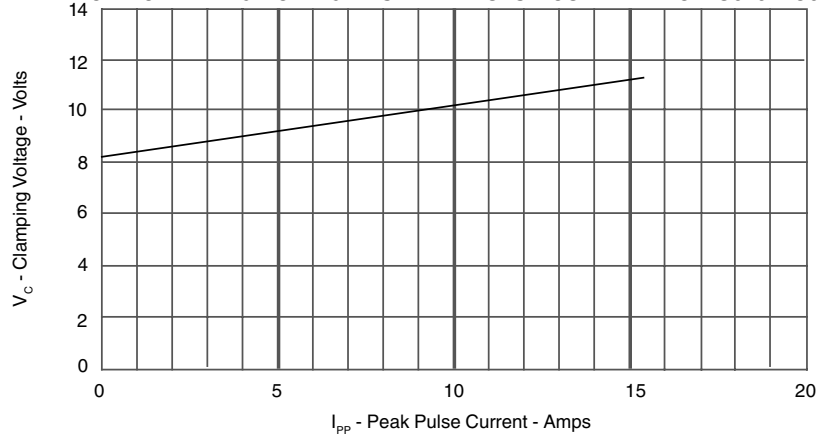


Note: This reflow profile does not take into account the printed circuit board (PCB) material heating time. Additional time may be required for the preheat time and cool down time upon the PCB or board material.

**FIGURE 5
 OVERSHOOT & CLAMPING VOLTAGE FOR U0404FC05C**

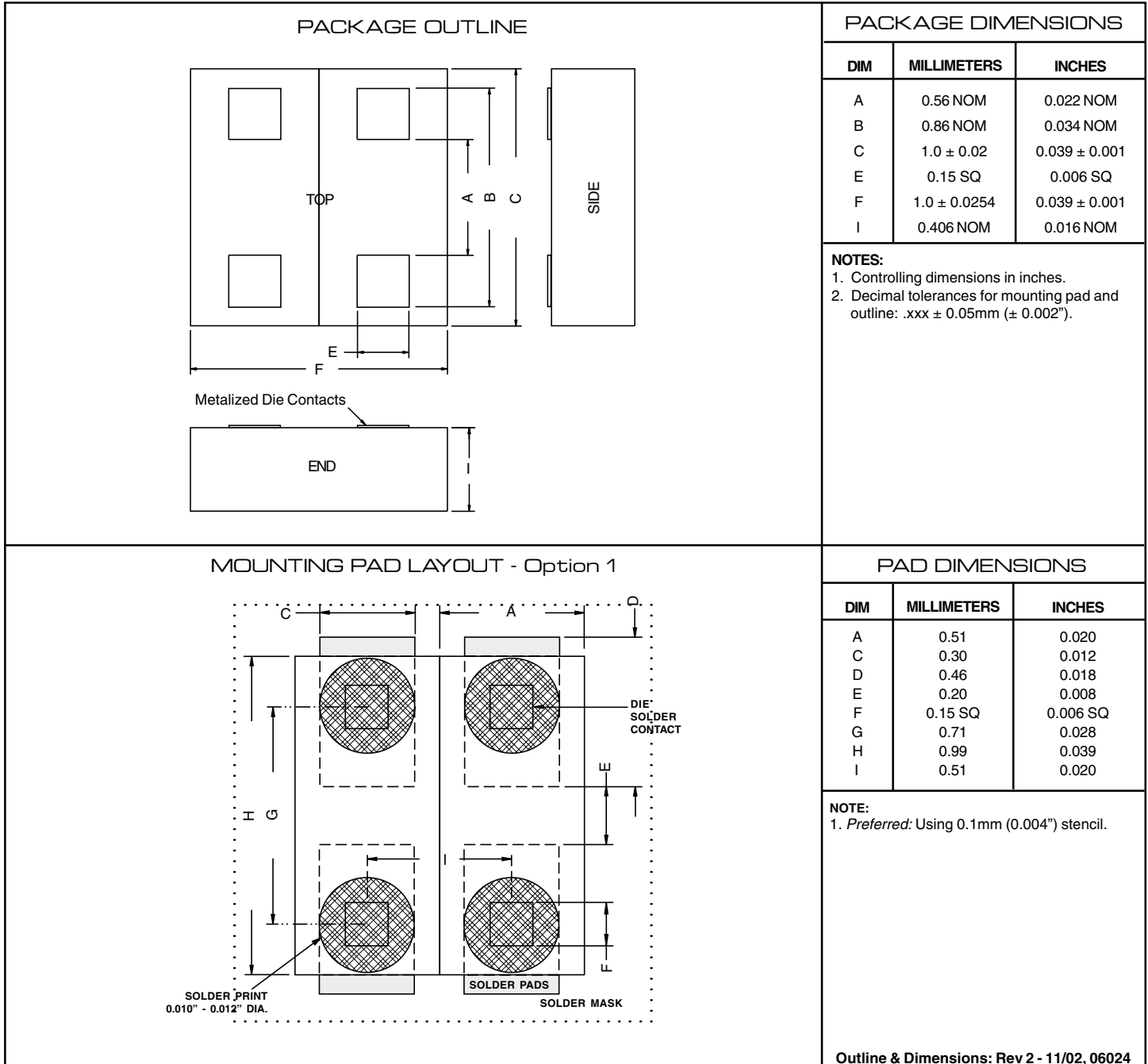


**FIGURE 6
 TYPICAL CLAMPING VOLTAGE VS PEAK PULSE CURRENT FOR U0404FC05C**



U0404FC3.3C thru U0404FC36C

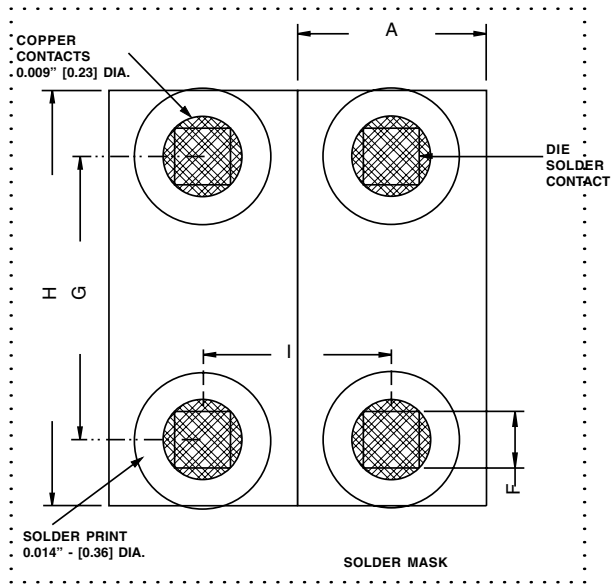
PACKAGE OUTLINE & DIMENSIONS



U0404FC3.3C thru U0404FC36C

PACKAGE OUTLINE & DIMENSIONS

MOUNTING PAD LAYOUT - Option 2



PACKAGE DIMENSIONS

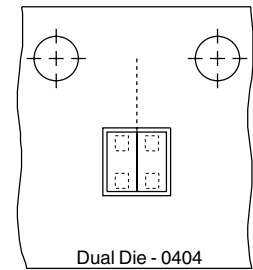
DIM	MILLIMETERS	INCHES
A	0.51	0.020
F	0.15 SQ	0.006 SQ
G	0.71	0.028
H	0.99	0.039
I	0.51	0.020

NOTES:

1. Controlling dimensions in inches.
2. Decimal tolerances for mounting pad and outline: .xxx ± 0.05mm (± 0.002").
3. Preferred: Using 0.1mm (0.004") stencil.

Outline & Dimensions: Rev 2 - 11/02, 06024

TAPE & REEL ORIENTATION



NOTE:

1. Top view of tape. Solder bumps are face down in tape package.

TAPE & REEL ORDERING NOMENCLATURE

1. Surface mount product is taped and reeled in accordance with EIA 481.
2. 8mm Plastic Tape: 7 Inch Reels - 5,000 pieces per reel. Ordering Suffix: -T75-1 (i.e., U0404FC05C-T75-1).
3. 8mm Paper Tape: 7 Inch Reels - 10,000 pieces per reel. Ordering Suffix: -T710-2 (i.e., U0404FC05C-T710-2).

COPYRIGHT © ProTek Devices 2003

SPECIFICATIONS: ProTek reserves the right to change the electrical and or mechanical characteristics described herein without notice (except JEDEC).

DESIGN CHANGES: ProTek reserves the right to discontinue product lines without notice, and that the final judgement concerning selection and specifications is the buyer's and that in furnishing engineering and technical assistance, ProTek assumes no responsibility with respect to the selection or specifications of such products.

ProTek Devices

2929 South Fair Lane, Tempe, AZ 85282

Tel: 602-431-8101 Fax: 602-431-2288

E-Mail: sales@protekdevices.com

Web Site: www.protekdevices.com