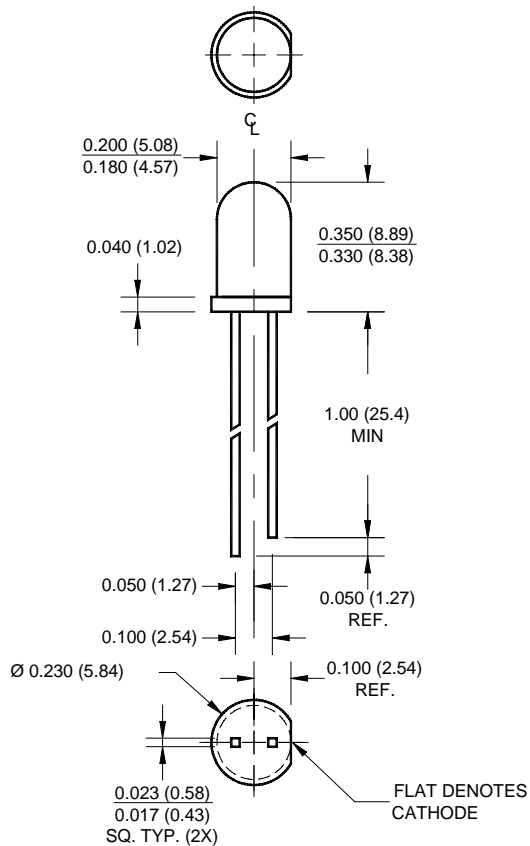


# SUPER BRIGHT T-1 3/4 (5 mm) LED LAMP - Water Clear

## PACKAGE DIMENSIONS



### NOTES:


1. Dimensions for all drawings are in inches (mm).
2. Lead spacing is measured where the leads emerge from the package.
3. Protruded resin under the flange is 1.5 mm (0.059") max.

**SUPER YELLOW**  
**MV8341 MV8342**

**MV834X**

## FEATURES

- Popular T-1 3/4 package
- Super high brightness suitable for outdoor applications
- Solid state reliability
- Water clear optics
- Standard 100 mil. lead spacing



## DESCRIPTION

This T-1 3/4 super bright LED has a viewing angle of 45° for concentrated light output. The MV834X series is made with an AllnGap LED that emits yellow light at 590 nm. It is encapsulated in a water clear epoxy lens package.

## ABSOLUTE MAXIMUM RATINGS ( $T_A = 25^\circ\text{C}$ unless otherwise specified)

Parameter	Symbol	Rating	Unit
Operating Temperature	$T_{OPR}$	-40 to +100	$^\circ\text{C}$
Storage Temperature	$T_{STG}$	-40 to +100	$^\circ\text{C}$
Lead Soldering Time	$T_{SOL}$	260 for 5 sec	$^\circ\text{C}$
Continuous Forward Current	$I_F$	30	mA
Peak Forward Current ( $f = 1.0 \text{ KHz}$ , Duty Factor = 1/10)	$I_F$	160	mA
Reverse Voltage	$V_R$	5	V
Power Dissipation	$P_D$	85	mW

# SUPER BRIGHT T-1 3/4 (5 mm) LED LAMP - Water Clear

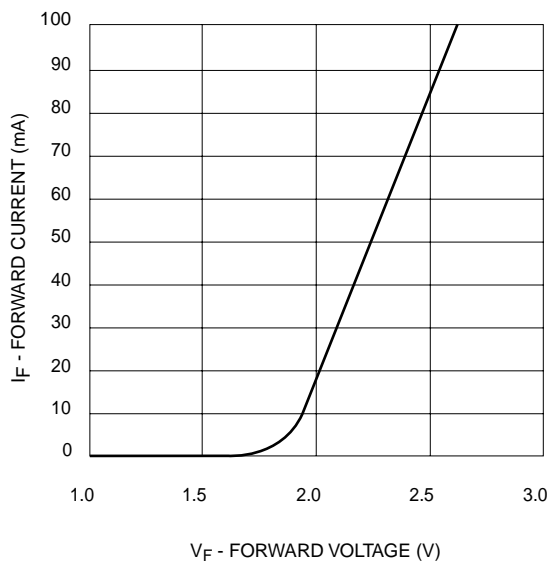
**SUPER YELLOW**  
**MV8341 MV8342**

**MV834X**

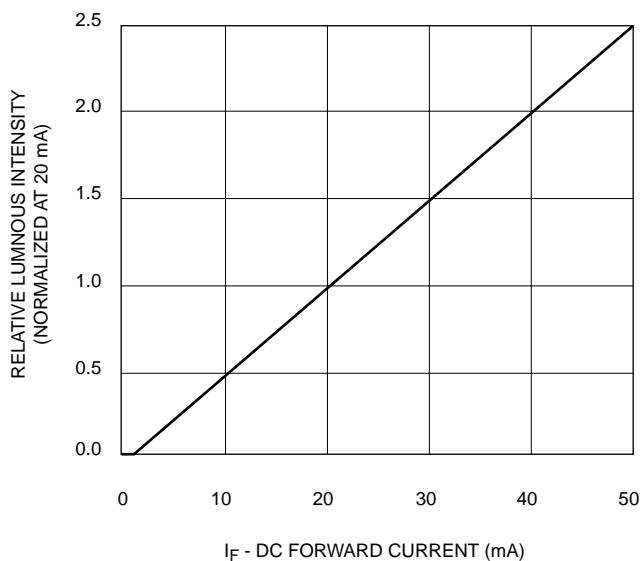
## ELECTRICAL / OPTICAL CHARACTERISTICS (T<sub>A</sub> =25°C)

Part Number	MV8341	MV8342	Condition
Luminous Intensity (mcd)			I <sub>F</sub> = 20 mA
Minimum	160	250	
Typical	240	370	
Forward Voltage (V)			I <sub>F</sub> = 20 mA
Maximum	2.8	2.8	
Typical	2.1	2.1	
Peak Wavelength (nm)	590	590	I <sub>F</sub> = 20 mA
Spectral Line Half Width (nm)	15	15	I <sub>F</sub> = 20 mA
Viewing Angle (°)	45	45	I <sub>F</sub> = 20 mA

## TYPICAL PERFORMANCE CURVES



**Fig. 1 Forward Current vs. Forward Voltage**

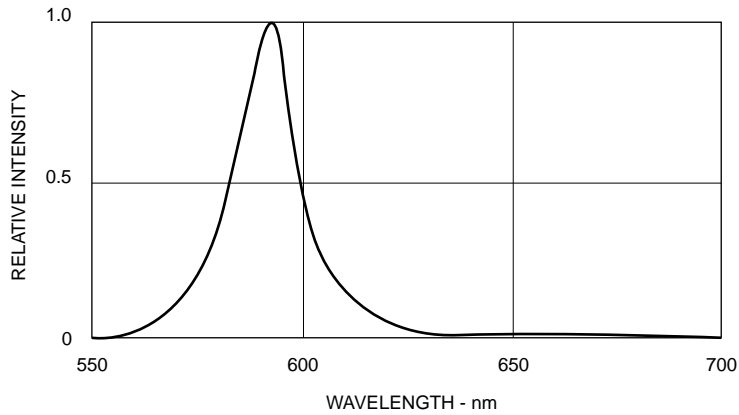


**Fig. 2 Relative Luminous Intensity vs. DC Forward Current**

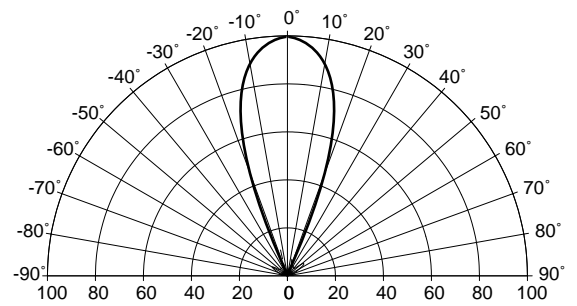
# SUPER BRIGHT T-1 3/4 (5 mm) LED LAMP - Water Clear

**SUPER YELLOW**  
**MV8341 MV8342**

**MV834X**

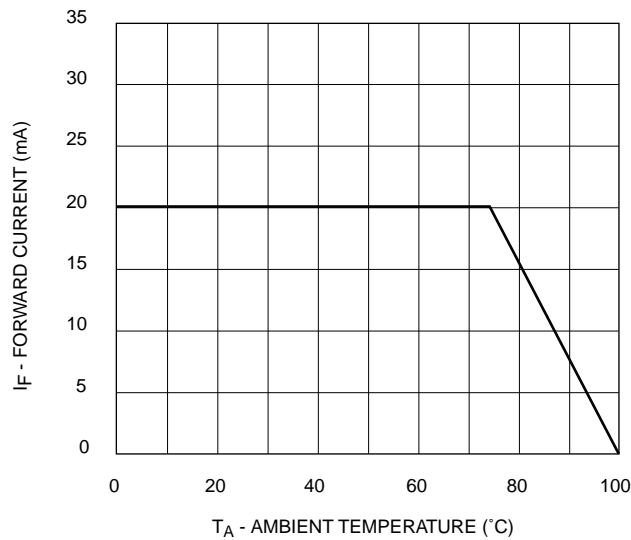


**Fig. 3 Relative Intensity vs Peak Wavelength**



REL. LUMINOUS INTENSITY (%)

**Fig. 4 Radiation Diagram**



**Fig. 5 Current Derating Curve**