

ECONOLINE - DC/DC-Converter

RECOM

REC10-S/DRWL(Z) Ser., 10W, 1"x 2", Regul., Wide Input 2:1 & 4:1 (Single & Dual Output)

Features

- 10W DIL Package
- 9-18V, 18-36V, 36-72V and 9-36, 18-72 Wide Input Range
- Short Circuit Protection
- Regulated Output
- UL94V-0 Package Material
- Efficiency to 81%
- Remote ON/OFF-Control for Single Types



Selection Guide

Part Number 1" x 2"	Input Voltage (VDC)	Output Voltage (VDC)	Output Current (mA)	Efficiency (%)
REC10-XX05SRWL	9-18, 18-36, 36-72	5	2000	78
REC10-XX12SRWL	9-18, 18-36, 36-72	12	830	81
REC10-XX15SRWL	9-18, 18-36, 36-72	15	670	81
REC10-XX24SRWL	9-18, 18-36, 36-72	24	416	82
REC10-XX05DRWL	9-18, 18-36, 36-72	±5	±1000	78
REC10-XX12DRWL	9-18, 18-36, 36-72	±12	±416	81
REC10-XX15DRWL	9-18, 18-36, 36-72	±15	±333	82
REC10-XX05SRWLZ	9-36, 18-72	5	2000	79
REC10-XX12SRWLZ	9-36, 18-72	12	830	80
REC10-XX15SRWLZ	9-36, 18-72	15	670	81
REC10-XX24SRWLZ	9-36, 18-72	24	416	79
REC10-XX05DRWLZ	9-36, 18-72	±5	±1000	78
REC10-XX12DRWLZ	9-36, 18-72	±12	±416	81
REC10-XX15DRWLZ	9-36, 18-72	±15	±333	81

XX = 9-18Vin = 12

XX = 18-36Vin = 24

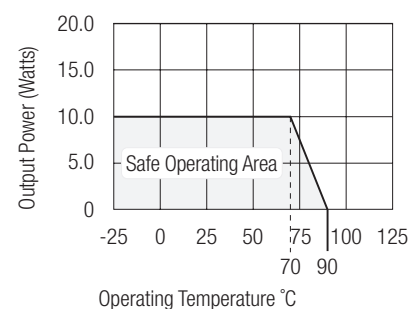
XX = 36-72Vin = 48

XX = 9-36Vin = 24

XX = 18-72Vin = 48

Specifications (core operating area) and Operating Temperature / Derating-Graph

Voltage Setting Accuracy	±1% max.
Temperature Coefficient	±0.02%/°C
Ripple and Noise (20MHz BW)	100mVp-p max.
Line Regulation (HL-LL)	0.2% max.
Load Regulation (Rated Load to no Load)	0.5% max.
Voltage Stability (24 Hrs)	±0.05%
Short Circuit Protection	Continuous
Cooling	Free-Air Convection
Input Filter	Pi Network
Efficiency	75% min.
Isolation Voltage (Tested for 60 Seconds)	1.000VDC min.
Isolation Resistance	10 ⁹ ohms min.
Switching Frequency at Full Load	200kHz min.
Operating Temperature	-25°C to +70°C (see Graph)
Storage Temperature	-40°C to +100°C
Case Material	Metal Case



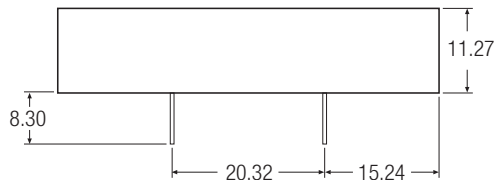
ECONOLINE - DC/DC-Converter

REC10-S/DRWL(Z) Ser., 10W, 1"x 2", Regul., Wide Input 2:1 & 4:1 (Single & Dual Output)

RECOM

Package Style and Pinning (mm)

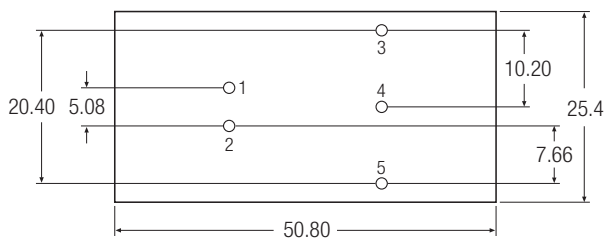
1" x 2" PIN Package



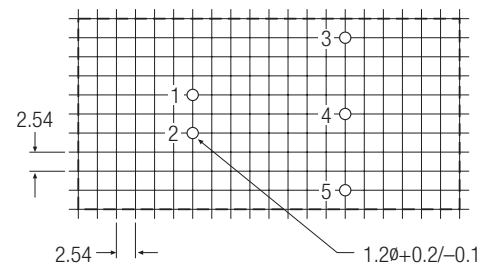
Pin Connections

Pin #	Single	Dual
1	+ Vin	+ Vin
2	- Vin	- Vin
3	+ Vout	+ Vout
4	No Pin	Common
5	- Vout	- Vout

Bottom View



Recommended Footprint Details

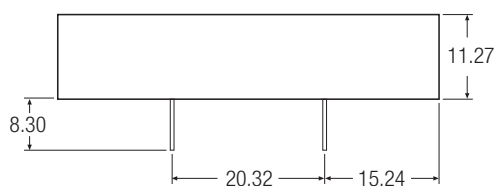


REC10-Series also available with Remote ON/OFF - Control

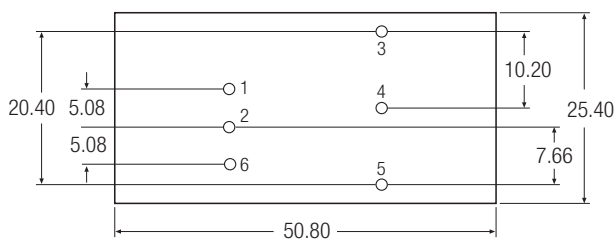
For detailed information please contact your RECOM representative.

Pin Connections

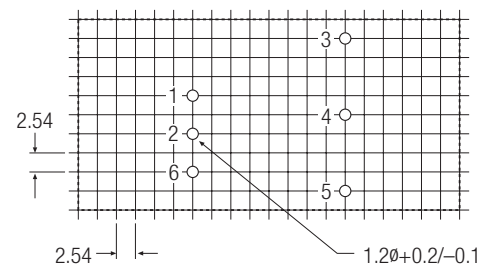
Pin #	Single
1	+ Vin
2	- Vin
3	+ Vout
4	No Pin
5	- Vout
6	Remote ON/OFF



Bottom View



Recommended Footprint Details



XX.X ± 0.5 mm
XX.XX ± 0.25 mm